

# Marginal differential expression

Guillermo Ayala

5/11/23

## Table of contents

Abstract . . . . .	1
Packages . . . . .	1
Data . . . . .	2
t-test for a given gene (row) . . . . .	16
t-tests for all genes . . . . .	17
q-values . . . . .	21
t-test using <code>tami::dema</code> . . . . .	21
Using moderated t-tests . . . . .	23
Comparing procedures . . . . .	24

## Abstract

In this vignette we review the basic functions to perform a marginal differential expression analysis.

## Packages

First, we need to load `Biobase` and `tami` with

```
library(Biobase)
library(tami)
```

or

```
pacman::p_load(Biobase,tami)
```

## Data

The data set will be loaded from `tamidata` using

```
data(gse21942,package="tamidata")
```

The class (kind of data) of this data set is

```
class(gse21942)
```

```
[1] "ExpressionSet"  
attr(,"package")  
[1] "Biobase"
```

Additional information about the data set could be obtained with

```
help(gse21942,package="tamidata")
```

or just searching `gse21942` in the web.

The phenotypic variables contains the information about the samples. Their names are

```
varLabels(gse21942)
```

```
[1] "Source.Name"  
[2] "Comment..Sample_description."  
[3] "Comment..Sample_source_name."  
[4] "Characteristics.Organism."  
[5] "Term.Source.REF"  
[6] "Term.Accession.Number"  
[7] "Characteristics.cell.type."  
[8] "Characteristics.disease.state."  
[9] "Term.Source.REF.1"  
[10] "Term.Accession.Number.1"  
[11] "Protocol.REF"  
[12] "Term.Source.REF.2"  
[13] "Protocol.REF.1"  
[14] "Term.Source.REF.3"  
[15] "Extract.Name"  
[16] "Material.Type"  
[17] "Protocol.REF.2"
```

```

[18] "Term.Source.REF.4"
[19] "Labeled.Extract.Name"
[20] "Label"
[21] "Protocol.REF.3"
[22] "Term.Source.REF.5"
[23] "Hybridization.Name"
[24] "Array.Design.REF"
[25] "Term.Source.REF.6"
[26] "Protocol.REF.4"
[27] "Term.Source.REF.7"
[28] "Protocol.REF.5"
[29] "Term.Source.REF.8"
[30] "Array.Data.File"
[31] "Comment..ArrayExpress.FTP.file."
[32] "Protocol.REF.6"
[33] "Term.Source.REF.9"
[34] "Normalization.Name"
[35] "Derived.Array.Data.File"
[36] "Comment..Derived.ArrayExpress.FTP.file."
[37] "FactorValue..DISEASE.STATE."
[38] "Term.Source.REF.10"
[39] "Term.Accession.Number.2"
[40] "GROUP"

```

The phenotypic variables can be obtained with

```
pData(gse21942)
```

```

                Source.Name
GSM545846.CEL GSM545846 1
GSM545845.CEL GSM545845 1
GSM545844.CEL GSM545844 1
GSM545843.CEL GSM545843 1
GSM545842.CEL GSM545842 1
GSM545841.CEL GSM545841 1
GSM545840.CEL GSM545840 1
GSM545839.CEL GSM545839 1
GSM545838.CEL GSM545838 1
GSM545837.CEL GSM545837 1
GSM545836.CEL GSM545836 1
GSM545835.CEL GSM545835 1
GSM545834.CEL GSM545834 1

```

GSM545833.CEL GSM545833 1  
 GSM545832.CEL GSM545832 1  
 GSM545831.CEL GSM545831 1  
 GSM545830.CEL GSM545830 1  
 GSM545829.CEL GSM545829 1  
 GSM545828.CEL GSM545828 1  
 GSM545827.CEL GSM545827 1  
 GSM545826.CEL GSM545826 1  
 GSM545825.CEL GSM545825 1  
 GSM545824.CEL GSM545824 1  
 GSM545823.CEL GSM545823 1  
 GSM545822.CEL GSM545822 1  
 GSM545821.CEL GSM545821 1  
 GSM545820.CEL GSM545820 1  
 GSM545819.CEL GSM545819 1  
 GSM545818.CEL GSM545818 1

Comment..Sample\_description.

GSM545846.CEL Gene expression data from MS patients  
 GSM545845.CEL Gene expression data from MS patients  
 GSM545844.CEL Gene expression data from MS patients  
 GSM545843.CEL Gene expression data from MS patients  
 GSM545842.CEL Gene expression data from MS patients  
 GSM545841.CEL Gene expression data from MS patients  
 GSM545840.CEL Gene expression data from MS patients  
 GSM545839.CEL Gene expression data from MS patients  
 GSM545838.CEL Gene expression data from MS patients  
 GSM545837.CEL Gene expression data from MS patients  
 GSM545836.CEL Gene expression data from MS patients  
 GSM545835.CEL Gene expression data from MS patients  
 GSM545834.CEL Gene expression data from MS patients  
 GSM545833.CEL Gene expression data from MS patients  
 GSM545832.CEL Gene expression data from controls representing the general population.  
 GSM545831.CEL Gene expression data from controls representing the general population.  
 GSM545830.CEL Gene expression data from controls representing the general population.  
 GSM545829.CEL Gene expression data from controls representing the general population.  
 GSM545828.CEL Gene expression data from controls representing the general population.  
 GSM545827.CEL Gene expression data from controls representing the general population.  
 GSM545826.CEL Gene expression data from controls representing the general population.  
 GSM545825.CEL Gene expression data from controls representing the general population.  
 GSM545824.CEL Gene expression data from controls representing the general population.  
 GSM545823.CEL Gene expression data from controls representing the general population.  
 GSM545822.CEL Gene expression data from controls representing the general population.  
 GSM545821.CEL Gene expression data from controls representing the general population.

GSM545820.CEL Gene expression data from controls representing the general population.  
 GSM545819.CEL Gene expression data from controls representing the general population.  
 GSM545818.CEL Gene expression data from controls representing the general population.

	Comment..Sample_source_name.	Characteristics.	Organism.
GSM545846.CEL	peripheral blood mononuclear cells		Homo sapiens
GSM545845.CEL	peripheral blood mononuclear cells		Homo sapiens
GSM545844.CEL	peripheral blood mononuclear cells		Homo sapiens
GSM545843.CEL	peripheral blood mononuclear cells		Homo sapiens
GSM545842.CEL	peripheral blood mononuclear cells		Homo sapiens
GSM545841.CEL	peripheral blood mononuclear cells		Homo sapiens
GSM545840.CEL	peripheral blood mononuclear cells		Homo sapiens
GSM545839.CEL	peripheral blood mononuclear cells		Homo sapiens
GSM545838.CEL	peripheral blood mononuclear cells		Homo sapiens
GSM545837.CEL	peripheral blood mononuclear cells		Homo sapiens
GSM545836.CEL	peripheral blood mononuclear cells		Homo sapiens
GSM545835.CEL	peripheral blood mononuclear cells		Homo sapiens
GSM545834.CEL	peripheral blood mononuclear cells		Homo sapiens
GSM545833.CEL	peripheral blood mononuclear cells		Homo sapiens
GSM545832.CEL	peripheral blood mononuclear cells		Homo sapiens
GSM545831.CEL	peripheral blood mononuclear cells		Homo sapiens
GSM545830.CEL	peripheral blood mononuclear cells		Homo sapiens
GSM545829.CEL	peripheral blood mononuclear cells		Homo sapiens
GSM545828.CEL	peripheral blood mononuclear cells		Homo sapiens
GSM545827.CEL	peripheral blood mononuclear cells		Homo sapiens
GSM545826.CEL	peripheral blood mononuclear cells		Homo sapiens
GSM545825.CEL	peripheral blood mononuclear cells		Homo sapiens
GSM545824.CEL	peripheral blood mononuclear cells		Homo sapiens
GSM545823.CEL	peripheral blood mononuclear cells		Homo sapiens
GSM545822.CEL	peripheral blood mononuclear cells		Homo sapiens
GSM545821.CEL	peripheral blood mononuclear cells		Homo sapiens
GSM545820.CEL	peripheral blood mononuclear cells		Homo sapiens
GSM545819.CEL	peripheral blood mononuclear cells		Homo sapiens
GSM545818.CEL	peripheral blood mononuclear cells		Homo sapiens

	Term.Source.REF	Term.Accession.Number
GSM545846.CEL	EFO <a href="http://purl.org/obo/owl/NCBITaxon#NCBITaxon_9606">http://purl.org/obo/owl/NCBITaxon#NCBITaxon_9606</a>	
GSM545845.CEL	EFO <a href="http://purl.org/obo/owl/NCBITaxon#NCBITaxon_9606">http://purl.org/obo/owl/NCBITaxon#NCBITaxon_9606</a>	
GSM545844.CEL	EFO <a href="http://purl.org/obo/owl/NCBITaxon#NCBITaxon_9606">http://purl.org/obo/owl/NCBITaxon#NCBITaxon_9606</a>	
GSM545843.CEL	EFO <a href="http://purl.org/obo/owl/NCBITaxon#NCBITaxon_9606">http://purl.org/obo/owl/NCBITaxon#NCBITaxon_9606</a>	
GSM545842.CEL	EFO <a href="http://purl.org/obo/owl/NCBITaxon#NCBITaxon_9606">http://purl.org/obo/owl/NCBITaxon#NCBITaxon_9606</a>	
GSM545841.CEL	EFO <a href="http://purl.org/obo/owl/NCBITaxon#NCBITaxon_9606">http://purl.org/obo/owl/NCBITaxon#NCBITaxon_9606</a>	
GSM545840.CEL	EFO <a href="http://purl.org/obo/owl/NCBITaxon#NCBITaxon_9606">http://purl.org/obo/owl/NCBITaxon#NCBITaxon_9606</a>	
GSM545839.CEL	EFO <a href="http://purl.org/obo/owl/NCBITaxon#NCBITaxon_9606">http://purl.org/obo/owl/NCBITaxon#NCBITaxon_9606</a>	
GSM545838.CEL	EFO <a href="http://purl.org/obo/owl/NCBITaxon#NCBITaxon_9606">http://purl.org/obo/owl/NCBITaxon#NCBITaxon_9606</a>	

GSM545837.CEL	EFO <a href="http://purl.org/obo/owl/NCBITaxon#NCBITaxon_9606">http://purl.org/obo/owl/NCBITaxon#NCBITaxon_9606</a>
GSM545836.CEL	EFO <a href="http://purl.org/obo/owl/NCBITaxon#NCBITaxon_9606">http://purl.org/obo/owl/NCBITaxon#NCBITaxon_9606</a>
GSM545835.CEL	EFO <a href="http://purl.org/obo/owl/NCBITaxon#NCBITaxon_9606">http://purl.org/obo/owl/NCBITaxon#NCBITaxon_9606</a>
GSM545834.CEL	EFO <a href="http://purl.org/obo/owl/NCBITaxon#NCBITaxon_9606">http://purl.org/obo/owl/NCBITaxon#NCBITaxon_9606</a>
GSM545833.CEL	EFO <a href="http://purl.org/obo/owl/NCBITaxon#NCBITaxon_9606">http://purl.org/obo/owl/NCBITaxon#NCBITaxon_9606</a>
GSM545832.CEL	EFO <a href="http://purl.org/obo/owl/NCBITaxon#NCBITaxon_9606">http://purl.org/obo/owl/NCBITaxon#NCBITaxon_9606</a>
GSM545831.CEL	EFO <a href="http://purl.org/obo/owl/NCBITaxon#NCBITaxon_9606">http://purl.org/obo/owl/NCBITaxon#NCBITaxon_9606</a>
GSM545830.CEL	EFO <a href="http://purl.org/obo/owl/NCBITaxon#NCBITaxon_9606">http://purl.org/obo/owl/NCBITaxon#NCBITaxon_9606</a>
GSM545829.CEL	EFO <a href="http://purl.org/obo/owl/NCBITaxon#NCBITaxon_9606">http://purl.org/obo/owl/NCBITaxon#NCBITaxon_9606</a>
GSM545828.CEL	EFO <a href="http://purl.org/obo/owl/NCBITaxon#NCBITaxon_9606">http://purl.org/obo/owl/NCBITaxon#NCBITaxon_9606</a>
GSM545827.CEL	EFO <a href="http://purl.org/obo/owl/NCBITaxon#NCBITaxon_9606">http://purl.org/obo/owl/NCBITaxon#NCBITaxon_9606</a>
GSM545826.CEL	EFO <a href="http://purl.org/obo/owl/NCBITaxon#NCBITaxon_9606">http://purl.org/obo/owl/NCBITaxon#NCBITaxon_9606</a>
GSM545825.CEL	EFO <a href="http://purl.org/obo/owl/NCBITaxon#NCBITaxon_9606">http://purl.org/obo/owl/NCBITaxon#NCBITaxon_9606</a>
GSM545824.CEL	EFO <a href="http://purl.org/obo/owl/NCBITaxon#NCBITaxon_9606">http://purl.org/obo/owl/NCBITaxon#NCBITaxon_9606</a>
GSM545823.CEL	EFO <a href="http://purl.org/obo/owl/NCBITaxon#NCBITaxon_9606">http://purl.org/obo/owl/NCBITaxon#NCBITaxon_9606</a>
GSM545822.CEL	EFO <a href="http://purl.org/obo/owl/NCBITaxon#NCBITaxon_9606">http://purl.org/obo/owl/NCBITaxon#NCBITaxon_9606</a>
GSM545821.CEL	EFO <a href="http://purl.org/obo/owl/NCBITaxon#NCBITaxon_9606">http://purl.org/obo/owl/NCBITaxon#NCBITaxon_9606</a>
GSM545820.CEL	EFO <a href="http://purl.org/obo/owl/NCBITaxon#NCBITaxon_9606">http://purl.org/obo/owl/NCBITaxon#NCBITaxon_9606</a>
GSM545819.CEL	EFO <a href="http://purl.org/obo/owl/NCBITaxon#NCBITaxon_9606">http://purl.org/obo/owl/NCBITaxon#NCBITaxon_9606</a>
GSM545818.CEL	EFO <a href="http://purl.org/obo/owl/NCBITaxon#NCBITaxon_9606">http://purl.org/obo/owl/NCBITaxon#NCBITaxon_9606</a>

Characteristics.cell.type. Characteristics.disease.state.

GSM545846.CEL	peripheral blood mononuclear	multiple sclerosis
GSM545845.CEL	peripheral blood mononuclear	multiple sclerosis
GSM545844.CEL	peripheral blood mononuclear	multiple sclerosis
GSM545843.CEL	peripheral blood mononuclear	multiple sclerosis
GSM545842.CEL	peripheral blood mononuclear	multiple sclerosis
GSM545841.CEL	peripheral blood mononuclear	multiple sclerosis
GSM545840.CEL	peripheral blood mononuclear	multiple sclerosis
GSM545839.CEL	peripheral blood mononuclear	multiple sclerosis
GSM545838.CEL	peripheral blood mononuclear	multiple sclerosis
GSM545837.CEL	peripheral blood mononuclear	multiple sclerosis
GSM545836.CEL	peripheral blood mononuclear	multiple sclerosis
GSM545835.CEL	peripheral blood mononuclear	multiple sclerosis
GSM545834.CEL	peripheral blood mononuclear	multiple sclerosis
GSM545833.CEL	peripheral blood mononuclear	multiple sclerosis
GSM545832.CEL	peripheral blood mononuclear	healthy
GSM545831.CEL	peripheral blood mononuclear	healthy
GSM545830.CEL	peripheral blood mononuclear	healthy
GSM545829.CEL	peripheral blood mononuclear	healthy
GSM545828.CEL	peripheral blood mononuclear	healthy
GSM545827.CEL	peripheral blood mononuclear	healthy
GSM545826.CEL	peripheral blood mononuclear	healthy
GSM545825.CEL	peripheral blood mononuclear	healthy

GSM545824.CEL	peripheral blood mononuclear	healthy
GSM545823.CEL	peripheral blood mononuclear	healthy
GSM545822.CEL	peripheral blood mononuclear	healthy
GSM545821.CEL	peripheral blood mononuclear	healthy
GSM545820.CEL	peripheral blood mononuclear	healthy
GSM545819.CEL	peripheral blood mononuclear	healthy
GSM545818.CEL	peripheral blood mononuclear	healthy

Term.Source.REF.1 Term.Accession.Number.1 Protocol.REF

GSM545846.CEL	EFO	EFO_0003885	P-GSE21942-2
GSM545845.CEL	EFO	EFO_0003885	P-GSE21942-2
GSM545844.CEL	EFO	EFO_0003885	P-GSE21942-2
GSM545843.CEL	EFO	EFO_0003885	P-GSE21942-2
GSM545842.CEL	EFO	EFO_0003885	P-GSE21942-2
GSM545841.CEL	EFO	EFO_0003885	P-GSE21942-2
GSM545840.CEL	EFO	EFO_0003885	P-GSE21942-2
GSM545839.CEL	EFO	EFO_0003885	P-GSE21942-2
GSM545838.CEL	EFO	EFO_0003885	P-GSE21942-2
GSM545837.CEL	EFO	EFO_0003885	P-GSE21942-2
GSM545836.CEL	EFO	EFO_0003885	P-GSE21942-2
GSM545835.CEL	EFO	EFO_0003885	P-GSE21942-2
GSM545834.CEL	EFO	EFO_0003885	P-GSE21942-2
GSM545833.CEL	EFO	EFO_0003885	P-GSE21942-2
GSM545832.CEL			P-GSE21942-2
GSM545831.CEL			P-GSE21942-2
GSM545830.CEL			P-GSE21942-2
GSM545829.CEL			P-GSE21942-2
GSM545828.CEL			P-GSE21942-2
GSM545827.CEL			P-GSE21942-2
GSM545826.CEL			P-GSE21942-2
GSM545825.CEL			P-GSE21942-2
GSM545824.CEL			P-GSE21942-2
GSM545823.CEL			P-GSE21942-2
GSM545822.CEL			P-GSE21942-2
GSM545821.CEL			P-GSE21942-2
GSM545820.CEL			P-GSE21942-2
GSM545819.CEL			P-GSE21942-2
GSM545818.CEL			P-GSE21942-2

Term.Source.REF.2 Protocol.REF.1 Term.Source.REF.3

GSM545846.CEL	NA	P-GSE21942-3	NA
GSM545845.CEL	NA	P-GSE21942-3	NA
GSM545844.CEL	NA	P-GSE21942-3	NA
GSM545843.CEL	NA	P-GSE21942-3	NA
GSM545842.CEL	NA	P-GSE21942-3	NA

GSM545841.CEL	NA	P-GSE21942-3	NA
GSM545840.CEL	NA	P-GSE21942-3	NA
GSM545839.CEL	NA	P-GSE21942-3	NA
GSM545838.CEL	NA	P-GSE21942-3	NA
GSM545837.CEL	NA	P-GSE21942-3	NA
GSM545836.CEL	NA	P-GSE21942-3	NA
GSM545835.CEL	NA	P-GSE21942-3	NA
GSM545834.CEL	NA	P-GSE21942-3	NA
GSM545833.CEL	NA	P-GSE21942-3	NA
GSM545832.CEL	NA	P-GSE21942-3	NA
GSM545831.CEL	NA	P-GSE21942-3	NA
GSM545830.CEL	NA	P-GSE21942-3	NA
GSM545829.CEL	NA	P-GSE21942-3	NA
GSM545828.CEL	NA	P-GSE21942-3	NA
GSM545827.CEL	NA	P-GSE21942-3	NA
GSM545826.CEL	NA	P-GSE21942-3	NA
GSM545825.CEL	NA	P-GSE21942-3	NA
GSM545824.CEL	NA	P-GSE21942-3	NA
GSM545823.CEL	NA	P-GSE21942-3	NA
GSM545822.CEL	NA	P-GSE21942-3	NA
GSM545821.CEL	NA	P-GSE21942-3	NA
GSM545820.CEL	NA	P-GSE21942-3	NA
GSM545819.CEL	NA	P-GSE21942-3	NA
GSM545818.CEL	NA	P-GSE21942-3	NA

	Extract.Name	Material.Type	Protocol.REF.2
GSM545846.CEL	GSM545846 extract 1	total RNA	P-GSE21942-4
GSM545845.CEL	GSM545845 extract 1	total RNA	P-GSE21942-4
GSM545844.CEL	GSM545844 extract 1	total RNA	P-GSE21942-4
GSM545843.CEL	GSM545843 extract 1	total RNA	P-GSE21942-4
GSM545842.CEL	GSM545842 extract 1	total RNA	P-GSE21942-4
GSM545841.CEL	GSM545841 extract 1	total RNA	P-GSE21942-4
GSM545840.CEL	GSM545840 extract 1	total RNA	P-GSE21942-4
GSM545839.CEL	GSM545839 extract 1	total RNA	P-GSE21942-4
GSM545838.CEL	GSM545838 extract 1	total RNA	P-GSE21942-4
GSM545837.CEL	GSM545837 extract 1	total RNA	P-GSE21942-4
GSM545836.CEL	GSM545836 extract 1	total RNA	P-GSE21942-4
GSM545835.CEL	GSM545835 extract 1	total RNA	P-GSE21942-4
GSM545834.CEL	GSM545834 extract 1	total RNA	P-GSE21942-4
GSM545833.CEL	GSM545833 extract 1	total RNA	P-GSE21942-4
GSM545832.CEL	GSM545832 extract 1	total RNA	P-GSE21942-4
GSM545831.CEL	GSM545831 extract 1	total RNA	P-GSE21942-4
GSM545830.CEL	GSM545830 extract 1	total RNA	P-GSE21942-4
GSM545829.CEL	GSM545829 extract 1	total RNA	P-GSE21942-4



GSM545828.CEL	GSM545828	extract	1	total RNA	P-GSE21942-4
GSM545827.CEL	GSM545827	extract	1	total RNA	P-GSE21942-4
GSM545826.CEL	GSM545826	extract	1	total RNA	P-GSE21942-4
GSM545825.CEL	GSM545825	extract	1	total RNA	P-GSE21942-4
GSM545824.CEL	GSM545824	extract	1	total RNA	P-GSE21942-4
GSM545823.CEL	GSM545823	extract	1	total RNA	P-GSE21942-4
GSM545822.CEL	GSM545822	extract	1	total RNA	P-GSE21942-4
GSM545821.CEL	GSM545821	extract	1	total RNA	P-GSE21942-4
GSM545820.CEL	GSM545820	extract	1	total RNA	P-GSE21942-4
GSM545819.CEL	GSM545819	extract	1	total RNA	P-GSE21942-4
GSM545818.CEL	GSM545818	extract	1	total RNA	P-GSE21942-4
Term.Source.REF.4 Labeled.Extract.Name Label Protocol.REF.3					
GSM545846.CEL	NA	GSM545846	LE 1	biotin	P-GSE21942-5
GSM545845.CEL	NA	GSM545845	LE 1	biotin	P-GSE21942-5
GSM545844.CEL	NA	GSM545844	LE 1	biotin	P-GSE21942-5
GSM545843.CEL	NA	GSM545843	LE 1	biotin	P-GSE21942-5
GSM545842.CEL	NA	GSM545842	LE 1	biotin	P-GSE21942-5
GSM545841.CEL	NA	GSM545841	LE 1	biotin	P-GSE21942-5
GSM545840.CEL	NA	GSM545840	LE 1	biotin	P-GSE21942-5
GSM545839.CEL	NA	GSM545839	LE 1	biotin	P-GSE21942-5
GSM545838.CEL	NA	GSM545838	LE 1	biotin	P-GSE21942-5
GSM545837.CEL	NA	GSM545837	LE 1	biotin	P-GSE21942-5
GSM545836.CEL	NA	GSM545836	LE 1	biotin	P-GSE21942-5
GSM545835.CEL	NA	GSM545835	LE 1	biotin	P-GSE21942-5
GSM545834.CEL	NA	GSM545834	LE 1	biotin	P-GSE21942-5
GSM545833.CEL	NA	GSM545833	LE 1	biotin	P-GSE21942-5
GSM545832.CEL	NA	GSM545832	LE 1	biotin	P-GSE21942-5
GSM545831.CEL	NA	GSM545831	LE 1	biotin	P-GSE21942-5
GSM545830.CEL	NA	GSM545830	LE 1	biotin	P-GSE21942-5
GSM545829.CEL	NA	GSM545829	LE 1	biotin	P-GSE21942-5
GSM545828.CEL	NA	GSM545828	LE 1	biotin	P-GSE21942-5
GSM545827.CEL	NA	GSM545827	LE 1	biotin	P-GSE21942-5
GSM545826.CEL	NA	GSM545826	LE 1	biotin	P-GSE21942-5
GSM545825.CEL	NA	GSM545825	LE 1	biotin	P-GSE21942-5
GSM545824.CEL	NA	GSM545824	LE 1	biotin	P-GSE21942-5
GSM545823.CEL	NA	GSM545823	LE 1	biotin	P-GSE21942-5
GSM545822.CEL	NA	GSM545822	LE 1	biotin	P-GSE21942-5
GSM545821.CEL	NA	GSM545821	LE 1	biotin	P-GSE21942-5
GSM545820.CEL	NA	GSM545820	LE 1	biotin	P-GSE21942-5
GSM545819.CEL	NA	GSM545819	LE 1	biotin	P-GSE21942-5
GSM545818.CEL	NA	GSM545818	LE 1	biotin	P-GSE21942-5
Term.Source.REF.5 Hybridization.Name Array.Design.REF					
GSM545846.CEL	NA	GSM545846		A-AFFY-44	

GSM545845.CEL	NA	GSM545845	A-AFFY-44
GSM545844.CEL	NA	GSM545844	A-AFFY-44
GSM545843.CEL	NA	GSM545843	A-AFFY-44
GSM545842.CEL	NA	GSM545842	A-AFFY-44
GSM545841.CEL	NA	GSM545841	A-AFFY-44
GSM545840.CEL	NA	GSM545840	A-AFFY-44
GSM545839.CEL	NA	GSM545839	A-AFFY-44
GSM545838.CEL	NA	GSM545838	A-AFFY-44
GSM545837.CEL	NA	GSM545837	A-AFFY-44
GSM545836.CEL	NA	GSM545836	A-AFFY-44
GSM545835.CEL	NA	GSM545835	A-AFFY-44
GSM545834.CEL	NA	GSM545834	A-AFFY-44
GSM545833.CEL	NA	GSM545833	A-AFFY-44
GSM545832.CEL	NA	GSM545832	A-AFFY-44
GSM545831.CEL	NA	GSM545831	A-AFFY-44
GSM545830.CEL	NA	GSM545830	A-AFFY-44
GSM545829.CEL	NA	GSM545829	A-AFFY-44
GSM545828.CEL	NA	GSM545828	A-AFFY-44
GSM545827.CEL	NA	GSM545827	A-AFFY-44
GSM545826.CEL	NA	GSM545826	A-AFFY-44
GSM545825.CEL	NA	GSM545825	A-AFFY-44
GSM545824.CEL	NA	GSM545824	A-AFFY-44
GSM545823.CEL	NA	GSM545823	A-AFFY-44
GSM545822.CEL	NA	GSM545822	A-AFFY-44
GSM545821.CEL	NA	GSM545821	A-AFFY-44
GSM545820.CEL	NA	GSM545820	A-AFFY-44
GSM545819.CEL	NA	GSM545819	A-AFFY-44
GSM545818.CEL	NA	GSM545818	A-AFFY-44

Term.Source.REF.6 Protocol.REF.4 Term.Source.REF.7 Protocol.REF.5

GSM545846.CEL	NA	P-GSE21942-6	NA	P-GSE21942-7
GSM545845.CEL	NA	P-GSE21942-6	NA	P-GSE21942-7
GSM545844.CEL	NA	P-GSE21942-6	NA	P-GSE21942-7
GSM545843.CEL	NA	P-GSE21942-6	NA	P-GSE21942-7
GSM545842.CEL	NA	P-GSE21942-6	NA	P-GSE21942-7
GSM545841.CEL	NA	P-GSE21942-6	NA	P-GSE21942-7
GSM545840.CEL	NA	P-GSE21942-6	NA	P-GSE21942-7
GSM545839.CEL	NA	P-GSE21942-6	NA	P-GSE21942-7
GSM545838.CEL	NA	P-GSE21942-6	NA	P-GSE21942-7
GSM545837.CEL	NA	P-GSE21942-6	NA	P-GSE21942-7
GSM545836.CEL	NA	P-GSE21942-6	NA	P-GSE21942-7
GSM545835.CEL	NA	P-GSE21942-6	NA	P-GSE21942-7
GSM545834.CEL	NA	P-GSE21942-6	NA	P-GSE21942-7
GSM545833.CEL	NA	P-GSE21942-6	NA	P-GSE21942-7

GSM545832.CEL	NA	P-GSE21942-6	NA	P-GSE21942-7
GSM545831.CEL	NA	P-GSE21942-6	NA	P-GSE21942-7
GSM545830.CEL	NA	P-GSE21942-6	NA	P-GSE21942-7
GSM545829.CEL	NA	P-GSE21942-6	NA	P-GSE21942-7
GSM545828.CEL	NA	P-GSE21942-6	NA	P-GSE21942-7
GSM545827.CEL	NA	P-GSE21942-6	NA	P-GSE21942-7
GSM545826.CEL	NA	P-GSE21942-6	NA	P-GSE21942-7
GSM545825.CEL	NA	P-GSE21942-6	NA	P-GSE21942-7
GSM545824.CEL	NA	P-GSE21942-6	NA	P-GSE21942-7
GSM545823.CEL	NA	P-GSE21942-6	NA	P-GSE21942-7
GSM545822.CEL	NA	P-GSE21942-6	NA	P-GSE21942-7
GSM545821.CEL	NA	P-GSE21942-6	NA	P-GSE21942-7
GSM545820.CEL	NA	P-GSE21942-6	NA	P-GSE21942-7
GSM545819.CEL	NA	P-GSE21942-6	NA	P-GSE21942-7
GSM545818.CEL	NA	P-GSE21942-6	NA	P-GSE21942-7

Term.Source.REF.8 Array.Data.File

GSM545846.CEL	NA	GSM545846.CEL
GSM545845.CEL	NA	GSM545845.CEL
GSM545844.CEL	NA	GSM545844.CEL
GSM545843.CEL	NA	GSM545843.CEL
GSM545842.CEL	NA	GSM545842.CEL
GSM545841.CEL	NA	GSM545841.CEL
GSM545840.CEL	NA	GSM545840.CEL
GSM545839.CEL	NA	GSM545839.CEL
GSM545838.CEL	NA	GSM545838.CEL
GSM545837.CEL	NA	GSM545837.CEL
GSM545836.CEL	NA	GSM545836.CEL
GSM545835.CEL	NA	GSM545835.CEL
GSM545834.CEL	NA	GSM545834.CEL
GSM545833.CEL	NA	GSM545833.CEL
GSM545832.CEL	NA	GSM545832.CEL
GSM545831.CEL	NA	GSM545831.CEL
GSM545830.CEL	NA	GSM545830.CEL
GSM545829.CEL	NA	GSM545829.CEL
GSM545828.CEL	NA	GSM545828.CEL
GSM545827.CEL	NA	GSM545827.CEL
GSM545826.CEL	NA	GSM545826.CEL
GSM545825.CEL	NA	GSM545825.CEL
GSM545824.CEL	NA	GSM545824.CEL
GSM545823.CEL	NA	GSM545823.CEL
GSM545822.CEL	NA	GSM545822.CEL
GSM545821.CEL	NA	GSM545821.CEL
GSM545820.CEL	NA	GSM545820.CEL

GSM545819.CEL	NA	GSM545819.CEL
GSM545818.CEL	NA	GSM545818.CEL

Comment.

GSM545846.CEL	ftp://ftp.ebi.ac.uk/pub/databases/microarray/data/experiment/GEOD/E-GEOD-21942
GSM545845.CEL	ftp://ftp.ebi.ac.uk/pub/databases/microarray/data/experiment/GEOD/E-GEOD-21942
GSM545844.CEL	ftp://ftp.ebi.ac.uk/pub/databases/microarray/data/experiment/GEOD/E-GEOD-21942
GSM545843.CEL	ftp://ftp.ebi.ac.uk/pub/databases/microarray/data/experiment/GEOD/E-GEOD-21942
GSM545842.CEL	ftp://ftp.ebi.ac.uk/pub/databases/microarray/data/experiment/GEOD/E-GEOD-21942
GSM545841.CEL	ftp://ftp.ebi.ac.uk/pub/databases/microarray/data/experiment/GEOD/E-GEOD-21942
GSM545840.CEL	ftp://ftp.ebi.ac.uk/pub/databases/microarray/data/experiment/GEOD/E-GEOD-21942
GSM545839.CEL	ftp://ftp.ebi.ac.uk/pub/databases/microarray/data/experiment/GEOD/E-GEOD-21942
GSM545838.CEL	ftp://ftp.ebi.ac.uk/pub/databases/microarray/data/experiment/GEOD/E-GEOD-21942
GSM545837.CEL	ftp://ftp.ebi.ac.uk/pub/databases/microarray/data/experiment/GEOD/E-GEOD-21942
GSM545836.CEL	ftp://ftp.ebi.ac.uk/pub/databases/microarray/data/experiment/GEOD/E-GEOD-21942
GSM545835.CEL	ftp://ftp.ebi.ac.uk/pub/databases/microarray/data/experiment/GEOD/E-GEOD-21942
GSM545834.CEL	ftp://ftp.ebi.ac.uk/pub/databases/microarray/data/experiment/GEOD/E-GEOD-21942
GSM545833.CEL	ftp://ftp.ebi.ac.uk/pub/databases/microarray/data/experiment/GEOD/E-GEOD-21942
GSM545832.CEL	ftp://ftp.ebi.ac.uk/pub/databases/microarray/data/experiment/GEOD/E-GEOD-21942
GSM545831.CEL	ftp://ftp.ebi.ac.uk/pub/databases/microarray/data/experiment/GEOD/E-GEOD-21942
GSM545830.CEL	ftp://ftp.ebi.ac.uk/pub/databases/microarray/data/experiment/GEOD/E-GEOD-21942
GSM545829.CEL	ftp://ftp.ebi.ac.uk/pub/databases/microarray/data/experiment/GEOD/E-GEOD-21942
GSM545828.CEL	ftp://ftp.ebi.ac.uk/pub/databases/microarray/data/experiment/GEOD/E-GEOD-21942
GSM545827.CEL	ftp://ftp.ebi.ac.uk/pub/databases/microarray/data/experiment/GEOD/E-GEOD-21942
GSM545826.CEL	ftp://ftp.ebi.ac.uk/pub/databases/microarray/data/experiment/GEOD/E-GEOD-21942
GSM545825.CEL	ftp://ftp.ebi.ac.uk/pub/databases/microarray/data/experiment/GEOD/E-GEOD-21942
GSM545824.CEL	ftp://ftp.ebi.ac.uk/pub/databases/microarray/data/experiment/GEOD/E-GEOD-21942
GSM545823.CEL	ftp://ftp.ebi.ac.uk/pub/databases/microarray/data/experiment/GEOD/E-GEOD-21942
GSM545822.CEL	ftp://ftp.ebi.ac.uk/pub/databases/microarray/data/experiment/GEOD/E-GEOD-21942
GSM545821.CEL	ftp://ftp.ebi.ac.uk/pub/databases/microarray/data/experiment/GEOD/E-GEOD-21942
GSM545820.CEL	ftp://ftp.ebi.ac.uk/pub/databases/microarray/data/experiment/GEOD/E-GEOD-21942
GSM545819.CEL	ftp://ftp.ebi.ac.uk/pub/databases/microarray/data/experiment/GEOD/E-GEOD-21942
GSM545818.CEL	ftp://ftp.ebi.ac.uk/pub/databases/microarray/data/experiment/GEOD/E-GEOD-21942

Protocol.REF.6 Term.Source.REF.9

Normalization.Name

GSM545846.CEL	P-GSE21942-1	NA	GSM545846_sample_table.txt	norm
GSM545845.CEL	P-GSE21942-1	NA	GSM545845_sample_table.txt	norm
GSM545844.CEL	P-GSE21942-1	NA	GSM545844_sample_table.txt	norm
GSM545843.CEL	P-GSE21942-1	NA	GSM545843_sample_table.txt	norm
GSM545842.CEL	P-GSE21942-1	NA	GSM545842_sample_table.txt	norm
GSM545841.CEL	P-GSE21942-1	NA	GSM545841_sample_table.txt	norm
GSM545840.CEL	P-GSE21942-1	NA	GSM545840_sample_table.txt	norm
GSM545839.CEL	P-GSE21942-1	NA	GSM545839_sample_table.txt	norm
GSM545838.CEL	P-GSE21942-1	NA	GSM545838_sample_table.txt	norm
GSM545837.CEL	P-GSE21942-1	NA	GSM545837_sample_table.txt	norm

GSM545836.CEL	P-GSE21942-1	NA GSM545836_sample_table.txt	norm
GSM545835.CEL	P-GSE21942-1	NA GSM545835_sample_table.txt	norm
GSM545834.CEL	P-GSE21942-1	NA GSM545834_sample_table.txt	norm
GSM545833.CEL	P-GSE21942-1	NA GSM545833_sample_table.txt	norm
GSM545832.CEL	P-GSE21942-1	NA GSM545832_sample_table.txt	norm
GSM545831.CEL	P-GSE21942-1	NA GSM545831_sample_table.txt	norm
GSM545830.CEL	P-GSE21942-1	NA GSM545830_sample_table.txt	norm
GSM545829.CEL	P-GSE21942-1	NA GSM545829_sample_table.txt	norm
GSM545828.CEL	P-GSE21942-1	NA GSM545828_sample_table.txt	norm
GSM545827.CEL	P-GSE21942-1	NA GSM545827_sample_table.txt	norm
GSM545826.CEL	P-GSE21942-1	NA GSM545826_sample_table.txt	norm
GSM545825.CEL	P-GSE21942-1	NA GSM545825_sample_table.txt	norm
GSM545824.CEL	P-GSE21942-1	NA GSM545824_sample_table.txt	norm
GSM545823.CEL	P-GSE21942-1	NA GSM545823_sample_table.txt	norm
GSM545822.CEL	P-GSE21942-1	NA GSM545822_sample_table.txt	norm
GSM545821.CEL	P-GSE21942-1	NA GSM545821_sample_table.txt	norm
GSM545820.CEL	P-GSE21942-1	NA GSM545820_sample_table.txt	norm
GSM545819.CEL	P-GSE21942-1	NA GSM545819_sample_table.txt	norm
GSM545818.CEL	P-GSE21942-1	NA GSM545818_sample_table.txt	norm

Derived.Array.Data.File

GSM545846.CEL	GSM545846_sample_table.txt
GSM545845.CEL	GSM545845_sample_table.txt
GSM545844.CEL	GSM545844_sample_table.txt
GSM545843.CEL	GSM545843_sample_table.txt
GSM545842.CEL	GSM545842_sample_table.txt
GSM545841.CEL	GSM545841_sample_table.txt
GSM545840.CEL	GSM545840_sample_table.txt
GSM545839.CEL	GSM545839_sample_table.txt
GSM545838.CEL	GSM545838_sample_table.txt
GSM545837.CEL	GSM545837_sample_table.txt
GSM545836.CEL	GSM545836_sample_table.txt
GSM545835.CEL	GSM545835_sample_table.txt
GSM545834.CEL	GSM545834_sample_table.txt
GSM545833.CEL	GSM545833_sample_table.txt
GSM545832.CEL	GSM545832_sample_table.txt
GSM545831.CEL	GSM545831_sample_table.txt
GSM545830.CEL	GSM545830_sample_table.txt
GSM545829.CEL	GSM545829_sample_table.txt
GSM545828.CEL	GSM545828_sample_table.txt
GSM545827.CEL	GSM545827_sample_table.txt
GSM545826.CEL	GSM545826_sample_table.txt
GSM545825.CEL	GSM545825_sample_table.txt
GSM545824.CEL	GSM545824_sample_table.txt

GSM545823.CEL GSM545823\_sample\_table.txt  
 GSM545822.CEL GSM545822\_sample\_table.txt  
 GSM545821.CEL GSM545821\_sample\_table.txt  
 GSM545820.CEL GSM545820\_sample\_table.txt  
 GSM545819.CEL GSM545819\_sample\_table.txt  
 GSM545818.CEL GSM545818\_sample\_table.txt

Comment..D

GSM545846.CEL ftp://ftp.ebi.ac.uk/pub/databases/microarray/data/experiment/GEOD/E-GEOD-21942,  
 GSM545845.CEL ftp://ftp.ebi.ac.uk/pub/databases/microarray/data/experiment/GEOD/E-GEOD-21942,  
 GSM545844.CEL ftp://ftp.ebi.ac.uk/pub/databases/microarray/data/experiment/GEOD/E-GEOD-21942,  
 GSM545843.CEL ftp://ftp.ebi.ac.uk/pub/databases/microarray/data/experiment/GEOD/E-GEOD-21942,  
 GSM545842.CEL ftp://ftp.ebi.ac.uk/pub/databases/microarray/data/experiment/GEOD/E-GEOD-21942,  
 GSM545841.CEL ftp://ftp.ebi.ac.uk/pub/databases/microarray/data/experiment/GEOD/E-GEOD-21942,  
 GSM545840.CEL ftp://ftp.ebi.ac.uk/pub/databases/microarray/data/experiment/GEOD/E-GEOD-21942,  
 GSM545839.CEL ftp://ftp.ebi.ac.uk/pub/databases/microarray/data/experiment/GEOD/E-GEOD-21942,  
 GSM545838.CEL ftp://ftp.ebi.ac.uk/pub/databases/microarray/data/experiment/GEOD/E-GEOD-21942,  
 GSM545837.CEL ftp://ftp.ebi.ac.uk/pub/databases/microarray/data/experiment/GEOD/E-GEOD-21942,  
 GSM545836.CEL ftp://ftp.ebi.ac.uk/pub/databases/microarray/data/experiment/GEOD/E-GEOD-21942,  
 GSM545835.CEL ftp://ftp.ebi.ac.uk/pub/databases/microarray/data/experiment/GEOD/E-GEOD-21942,  
 GSM545834.CEL ftp://ftp.ebi.ac.uk/pub/databases/microarray/data/experiment/GEOD/E-GEOD-21942,  
 GSM545833.CEL ftp://ftp.ebi.ac.uk/pub/databases/microarray/data/experiment/GEOD/E-GEOD-21942,  
 GSM545832.CEL ftp://ftp.ebi.ac.uk/pub/databases/microarray/data/experiment/GEOD/E-GEOD-21942,  
 GSM545831.CEL ftp://ftp.ebi.ac.uk/pub/databases/microarray/data/experiment/GEOD/E-GEOD-21942,  
 GSM545830.CEL ftp://ftp.ebi.ac.uk/pub/databases/microarray/data/experiment/GEOD/E-GEOD-21942,  
 GSM545829.CEL ftp://ftp.ebi.ac.uk/pub/databases/microarray/data/experiment/GEOD/E-GEOD-21942,  
 GSM545828.CEL ftp://ftp.ebi.ac.uk/pub/databases/microarray/data/experiment/GEOD/E-GEOD-21942,  
 GSM545827.CEL ftp://ftp.ebi.ac.uk/pub/databases/microarray/data/experiment/GEOD/E-GEOD-21942,  
 GSM545826.CEL ftp://ftp.ebi.ac.uk/pub/databases/microarray/data/experiment/GEOD/E-GEOD-21942,  
 GSM545825.CEL ftp://ftp.ebi.ac.uk/pub/databases/microarray/data/experiment/GEOD/E-GEOD-21942,  
 GSM545824.CEL ftp://ftp.ebi.ac.uk/pub/databases/microarray/data/experiment/GEOD/E-GEOD-21942,  
 GSM545823.CEL ftp://ftp.ebi.ac.uk/pub/databases/microarray/data/experiment/GEOD/E-GEOD-21942,  
 GSM545822.CEL ftp://ftp.ebi.ac.uk/pub/databases/microarray/data/experiment/GEOD/E-GEOD-21942,  
 GSM545821.CEL ftp://ftp.ebi.ac.uk/pub/databases/microarray/data/experiment/GEOD/E-GEOD-21942,  
 GSM545820.CEL ftp://ftp.ebi.ac.uk/pub/databases/microarray/data/experiment/GEOD/E-GEOD-21942,  
 GSM545819.CEL ftp://ftp.ebi.ac.uk/pub/databases/microarray/data/experiment/GEOD/E-GEOD-21942,  
 GSM545818.CEL ftp://ftp.ebi.ac.uk/pub/databases/microarray/data/experiment/GEOD/E-GEOD-21942,

FactorValue..DISEASE.STATE. Term.Source.REF.10

GSM545846.CEL multiple sclerosis EFO  
 GSM545845.CEL multiple sclerosis EFO  
 GSM545844.CEL multiple sclerosis EFO  
 GSM545843.CEL multiple sclerosis EFO  
 GSM545842.CEL multiple sclerosis EFO  
 GSM545841.CEL multiple sclerosis EFO

GSM545840.CEL	multiple sclerosis	EFO
GSM545839.CEL	multiple sclerosis	EFO
GSM545838.CEL	multiple sclerosis	EFO
GSM545837.CEL	multiple sclerosis	EFO
GSM545836.CEL	multiple sclerosis	EFO
GSM545835.CEL	multiple sclerosis	EFO
GSM545834.CEL	multiple sclerosis	EFO
GSM545833.CEL	multiple sclerosis	EFO
GSM545832.CEL	healthy	
GSM545831.CEL	healthy	
GSM545830.CEL	healthy	
GSM545829.CEL	healthy	
GSM545828.CEL	healthy	
GSM545827.CEL	healthy	
GSM545826.CEL	healthy	
GSM545825.CEL	healthy	
GSM545824.CEL	healthy	
GSM545823.CEL	healthy	
GSM545822.CEL	healthy	
GSM545821.CEL	healthy	
GSM545820.CEL	healthy	
GSM545819.CEL	healthy	
GSM545818.CEL	healthy	

Term.Accession.Number.2 GROUP

GSM545846.CEL	EFO_0003885	1
GSM545845.CEL	EFO_0003885	1
GSM545844.CEL	EFO_0003885	1
GSM545843.CEL	EFO_0003885	1
GSM545842.CEL	EFO_0003885	1
GSM545841.CEL	EFO_0003885	1
GSM545840.CEL	EFO_0003885	1
GSM545839.CEL	EFO_0003885	1
GSM545838.CEL	EFO_0003885	1
GSM545837.CEL	EFO_0003885	1
GSM545836.CEL	EFO_0003885	1
GSM545835.CEL	EFO_0003885	1
GSM545834.CEL	EFO_0003885	1
GSM545833.CEL	EFO_0003885	1
GSM545832.CEL		0
GSM545831.CEL		0
GSM545830.CEL		0
GSM545829.CEL		0
GSM545828.CEL		0

```
GSM545827.CEL      0
GSM545826.CEL      0
GSM545825.CEL      0
GSM545824.CEL      0
GSM545823.CEL      0
GSM545822.CEL      0
GSM545821.CEL      0
GSM545820.CEL      0
GSM545819.CEL      0
GSM545818.CEL      0
```

The variable giving the condition is `FactorValue..DISEASE.STATE..`

```
pData(gse21942)[,"FactorValue..DISEASE.STATE."]
```

```
[1] multiple sclerosis multiple sclerosis multiple sclerosis multiple sclerosis
[5] multiple sclerosis multiple sclerosis multiple sclerosis multiple sclerosis
[9] multiple sclerosis multiple sclerosis multiple sclerosis multiple sclerosis
[13] multiple sclerosis multiple sclerosis healthy          healthy
[17] healthy          healthy          healthy          healthy
[21] healthy          healthy          healthy          healthy
[25] healthy          healthy          healthy          healthy
[29] healthy
Levels: healthy multiple sclerosis
```

The absolute frequencies are

```
table(pData(gse21942)[,"FactorValue..DISEASE.STATE."])
```

```
      healthy multiple sclerosis
      15          14
```

### t-test for a given gene (row)

We choose the gene in row 698 in the expression matrix. The t-test comparing the means assuming a common variance can be applied using `stats::t.test`.

```
x0 = pData(gse21942)[,"FactorValue..DISEASE.STATE."]
y0 = exprs(gse21942)[698,]
```



```
t.test(y0 ~ x0, var.equal=TRUE)
```

Two Sample t-test

```
data: y0 by x0
t = 4.4829, df = 27, p-value = 0.0001222
alternative hypothesis: true difference in means between group healthy and group multiple sc
95 percent confidence interval:
 0.2135285 0.5739697
sample estimates:
      mean in group healthy mean in group multiple sclerosis
              5.761981                5.368232
```

### t-tests for all genes

It can be used `genefilter::rowttests`.

```
tt = genefilter::rowttests(gse21942, pData(gse21942)[, "FactorValue..DISEASE.STATE."])
```

Warning: replacing previous import 'utils::findMatches' by 'S4Vectors::findMatches' when loading 'AnnotationDbi'

The first rows can be seen with

```
head(tt)
```

```
      statistic      dm    p.value
1007_s_at -2.29869931 -0.15981906 0.029492008
1053_at    3.44084102  0.20940361 0.001901206
117_at    -0.08505071 -0.01110444 0.932848609
121_at    -0.53362792 -0.02274832 0.597965094
1255_g_at -1.01536731 -0.04339509 0.318943716
1294_at   -1.05030996 -0.07873761 0.302886126
```

Note that `tt` is a `data.frame`.

```
class(tt)
```

```
[1] "data.frame"
```

The column headed `statistic` is the statistic of the t-test assuming a common variance. The column `dm` is the difference of the sample means and the column headed `p.value` is the p-value of the t-test. These are the **raw p-values**.

We can evaluate how many genes are significant for a given threshold  $\alpha = 0.05$ .

```
tt[,"p.value"] < 0.001
```

The rows (in the expression matrix) of these genes are

```
which(tt[,"p.value"] < 0.001)
```

The rows for the minimum and maximum p-value can be found with

```
which.min(tt[,"p.value"])
```

```
[1] 37952
```

```
which.max(tt[,"p.value"])
```

```
[1] 52300
```

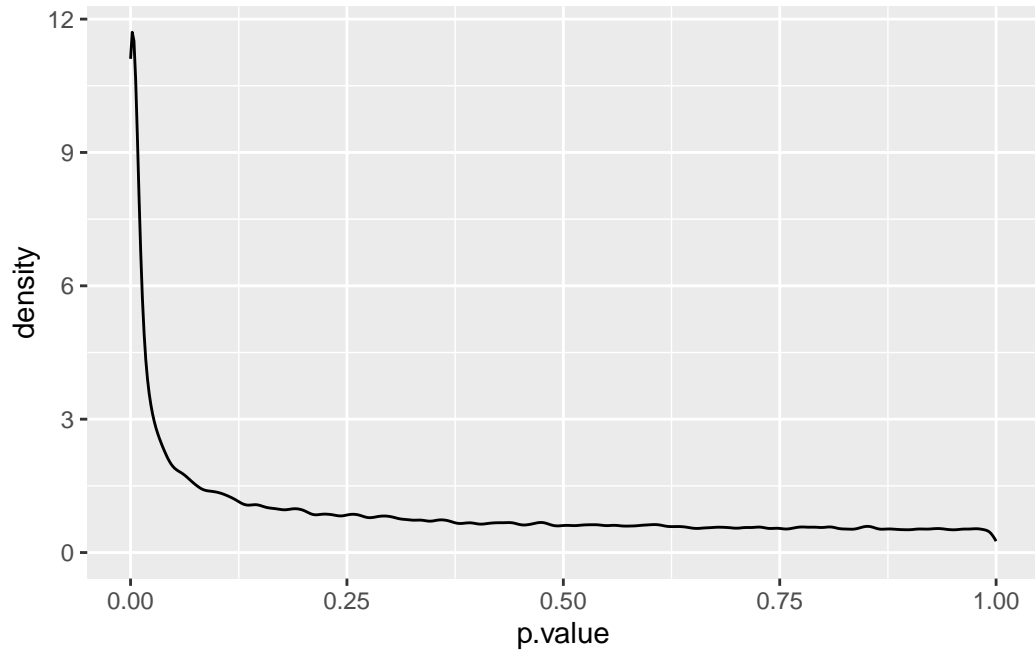
A summary of the p-values can be produced using

```
summary(tt[,"p.value"])
```

```
   Min. 1st Qu.  Median    Mean 3rd Qu.    Max.
0.00000 0.02348 0.20089 0.30861 0.55059 0.99999
```

A kernel estimator of the density of these p-values could be obtained with

```
pacman::p_load(ggplot2)
ggplot(tt, aes(x=p.value)) + geom_density(adjust=1/5)
```



We can adjust the p-values using the Benjamini-Hochberg method

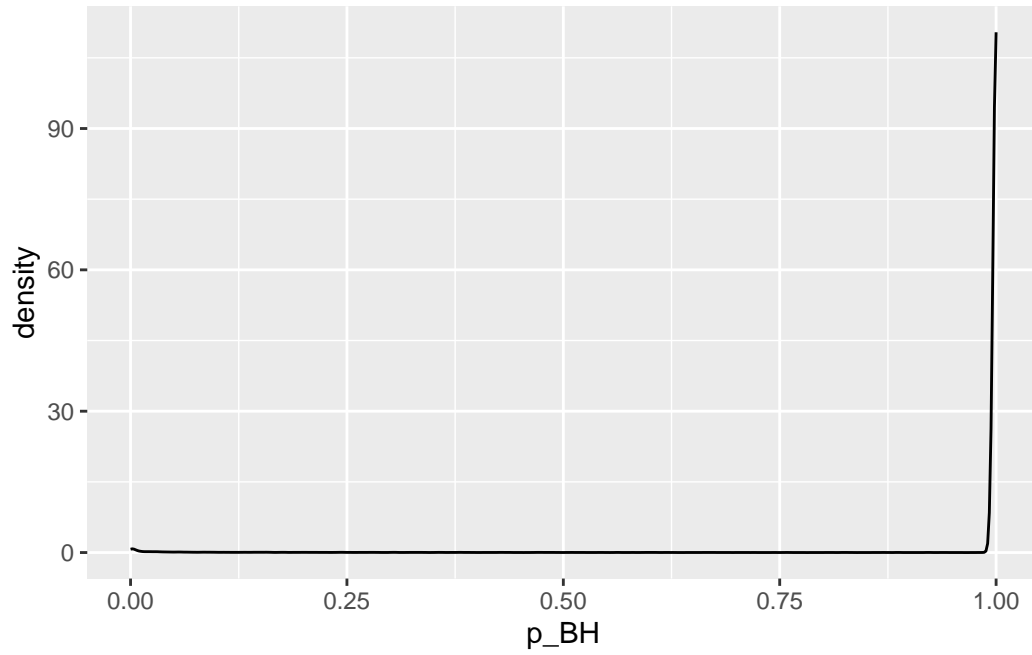
```
p_BH = p.adjust(tt[, "p.value"])
```

or using the Bonferroni correction.

```
p_Bonferroni = p.adjust(tt[, "p.value"])
```

Density estimators for Benjamini-Hochberg and Bonferroni adjusted p-values can be obtained with

```
df = data.frame(p_BH)  
ggplot(df, aes(x=p_BH)) + geom_density(adjust=1/5)
```



and

```
df = data.frame(p_Bonferroni)
ggplot(df, aes(x=p_Bonferroni)) + geom_density(adjust=1/5)
```



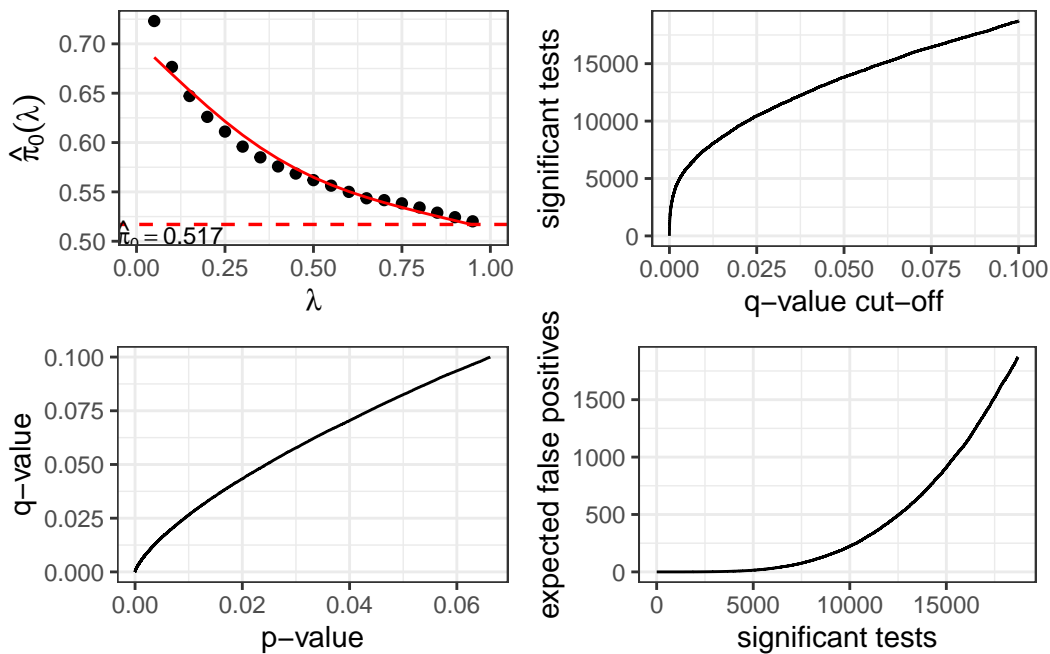
## q-values

The q-values can be calculated using the package `qvalue`.

```
pacman::p_load(qvalue)
qval = qvalue(tt[, "p.value"])
```

Some plots for these q-values just calculated are obtained with

```
plot(qval)
```



In particular the bottom-left plot shows the q-values against the raw p-values.

## t-test using `tami::dema`

The function `tami::dema` performs a differential expression analysis in one step.

The first option is the usual t-test with a Benjamini-Hochberg correction.

```
x1 = tami::dema(x=gse21942,y="FactorValue..DISEASE.STATE.",test = rowt,
               correction = "BH",fdr=.0001,foutput = "gse21942_rowt")
```

A tidy report can be obtained using

```
x1_df = tidy(x1)
```

We have obtained a `data.frame`. The first rows can be obtained with

```
head(x1_df)
```

	PROBEID	ENTREZID	ENSEMBL	SYMBOL	GO	EVIDENCE	
1171	1552312_a_at	4238	ENSG00000037749	MFAP3	GO:0005576	TAS	
3614	1552660_a_at	55322	ENSG00000082213	C5orf22	<NA>	<NA>	
3736	1552670_a_at	79660	ENSG00000173281	PPP1R3B	GO:0000164	IEA	
3792	1552675_at	150353	ENSG00000172404	DNAJB7	GO:0051087	IPI	
4078	1552717_s_at	645455	ENSG00000276725	CEP170P1	GO:0005515	IPI	
5331	1552867_at	<NA>	<NA>	<NA>	<NA>	<NA>	<NA>
	ONTOLOGY	statistic	rawp	adjp	qval		
1171	CC	7.813037	2.115225e-08	5.511837e-06	2.847585e-06		
3614	<NA>	7.165150	1.049814e-07	1.445808e-05	7.469493e-06		
3736	CC	6.245573	1.110567e-06	6.876589e-05	3.552658e-05		
3792	MF	7.307560	7.349016e-08	1.198296e-05	6.190769e-06		
4078	MF	7.745471	2.493649e-08	6.254140e-06	3.231082e-06		
5331	<NA>	6.211773	1.213190e-06	7.297158e-05	3.769937e-05		

In particular, the results for the gene in row 698 previously considered are obtained with

```
x1_df[698,]
```

	PROBEID	ENTREZID	ENSEMBL	SYMBOL	GO	EVIDENCE	ONTOLOGY
531463	223585_x_at	25948	ENSG00000170852	KBTBD2	GO:0004842	IBA	MF
	statistic	rawp	adjp	qval			
531463	8.41056	5.063783e-09	2.193817e-06	1.133394e-06			

The same report in a html file is obtained with

```
glimpse(x1)
```

```
Warning: replacing previous import 'utils::findMatches' by  
'S4Vectors::findMatches' when loading 'AnnotationForge'
```

```
Registered S3 method overwritten by 'GGally':  
  method from  
+ .gg    ggplot2
```

```
[1] "./reports/gse21942_rowt.html"
```

The html file just generated can be open with

```
browseURL(glimpse(x1))
```

### Using moderated t-tests

We are use the moderated t-tests using the package `limma`. The test used in `tami::dema` have to be replaced by `rowtmod`.

```
x2 = dema(x=gse21942,y="FactorValue..DISEASE.STATE.",  
          test = rowtmod,correction = "BH",  
          fdr = .0001,foutput = "gse21942_rowtmod")
```

A `data.frame` with the results is obtained with

```
x2_df= tidy(x2)
```

The same report in a html file is obtained with

```
glimpse(x2)
```

```
[1] "./reports/gse21942_rowtmod.html"
```

We can open the file with

```
browseURL(glimpse(x2))
```

## Comparing procedures

Let us assume that we have tested the differential expression using two procedures `rowt` and `rowtmod`. We want to compare the results obtained.

Note that the `data.frames` generated using `tidy` provides information about those genes with a adjusted p-value lesser than the used `fdr`. If we want all genes in the study we have to set `fdr` to 1.

How many genes are called significant for a `fdr` equal to .0001 using `rowt`?

```
nrow(x1_df)
```

```
[1] 1044
```

And using `rowtmod`?

```
nrow(x2_df)
```

```
[1] 1563
```

We don't want to set previously given `fdr`'s. The `fdr` is set to 1 and the function `dema` is executed again for both procedures. Note that the values of each functions is saved in the same objects `x1` and `x2`.

```
x1 = dema(x=gse21942,y="FactorValue..DISEASE.STATE.",
          test = rowt,correction = "BH",
          fdr = 1,foutput = "gse21942_rowt")

x2 = dema(x=gse21942,y="FactorValue..DISEASE.STATE.",
          test = rowtmod,correction = "BH",
          fdr = 1,foutput = "gse21942_rowtmod")
```

The new `data.frames` are generated.

```
x1_df= tidy(x1)
x2_df= tidy(x2)
```

What information contains these `data.frames` just generated?

```
names(x1_df)
```



```
[1] "PROBEID"  "ENTREZID" "ENSEMBL"  "SYMBOL"   "GO"       "EVIDENCE"
[7] "ONTOLOGY" "statistic" "rawp"     "adjp"     "qval"
```

They are different gene identifiers and the usual `statistic` of the test used (`rowt` or `rowtmod`), the raw p-value, the corresponding adjusted p-value (using the `correction` method for multiple testing) and the Storey's q-value.

Now we set a value for `fdr`

```
fdr0 = .000001
```

and the number of significant for each method would be

```
table(x1_df[, "adjp"] < fdr0)
```

```
FALSE TRUE
54610  65
```

and

```
table(x2_df[, "adjp"] < fdr0)
```

```
FALSE TRUE
54497  178
```

We can compare the results for both methods using

```
res1 = x1_df[, "adjp"] < fdr0
res2 = x2_df[, "adjp"] < fdr0
table(res1, res2)
```

```
      res2
res1  FALSE TRUE
FALSE 54496  114
TRUE   1     64
```