

Historical Biology

An International Journal of Paleobiology

ISSN: 0891-2963 (Print) 1029-2381 (Online) Journal homepage: <http://www.tandfonline.com/loi/ghbi20>

The evolution of gigantism in active marine predators

Humberto G. Ferrón, Carlos Martínez-Pérez & Héctor Botella

To cite this article: Humberto G. Ferrón, Carlos Martínez-Pérez & Héctor Botella (2017): The evolution of gigantism in active marine predators, Historical Biology, DOI: [10.1080/08912963.2017.1319829](https://doi.org/10.1080/08912963.2017.1319829)

To link to this article: <http://dx.doi.org/10.1080/08912963.2017.1319829>



Published online: 26 Apr 2017.



Submit your article to this journal [↗](#)



Article views: 22



View related articles [↗](#)



View Crossmark data [↗](#)



The evolution of gigantism in active marine predators

Humberto G. Ferrón^a, Carlos Martínez-Pérez^{a,b} and Héctor Botella^a

^aInstitut Cavanilles de Biodiversitat i Biologia Evolutiva, Universitat de València, Valencia, Spain; ^bSchool of Earth Sciences, University of Bristol, Bristol, UK

ABSTRACT

A novel hypothesis to better understand the evolution of gigantism in active marine predators and the diversity of body sizes, feeding strategies and thermophysiology of extinct and living aquatic vertebrates is proposed. Recent works suggest that some aspects of animal energetics can act as constraining factors for body size. Given that mass-specific metabolic rate decreases with body mass, the body size of active predators should be limited by the high metabolic demand of this feeding strategy. In this context, we propose that shifts towards higher metabolic levels can enable the same activity and feeding strategy to be maintained at bigger body sizes, offering a satisfactory explanation for the evolution of gigantism in active predators, including a vast quantity of fossil taxa. Therefore, assessing the metabolic ceilings of living aquatic vertebrates and the thermoregulatory strategies of certain key extinct groups is now crucial to define the energetic limits of predation and provide quantitative support for this model.

ARTICLE HISTORY

Received 22 February 2017
Accepted 12 April 2017

KEYWORDS

Body size; metabolic rate; feeding strategy; thermophysiology; aquatic vertebrates; predators

Introduction

Body size is a key biological trait for all organisms, being a crucial determinant of different physiological, anatomical, ecological, and life history parameters (Peters 1983; Calder 1984). The influence of body size goes beyond the individual level, reaching multiple scales of organization and affecting the structure and dynamics of ecological networks (with implications for food web stability, the patterning of energy fluxes, and the responses to perturbations; see Woodward et al. 2005). For these reasons, the evolution of gigantism has long been a topic of considerable interest among biologists. As a consequence, numerous hypotheses have been proposed to explain the mechanisms underlying this phenomenon (e.g. Cope's rule, Bergman's rule, Rensch's rule, Island rule), as well as disentangling the constraining factors that limit maximum sizes in animals (Alexander 1998; Burness et al. 2001; Freedman & Noakes 2002; Hone & Benton 2005; Makarieva et al. 2005a, 2005b, 2006; Vermeij 2016).

Vertebrates hold the records for the biggest sizes within all the habitats and ecological niches that they occupied during the Phanerozoic (Alexander 1998; Vermeij 2016). Among gigantic vertebrates, those inhabiting marine environments achieve (or achieved in the past) the biggest sizes ever recorded (Alexander 1998; McClain et al. 2015). Interestingly, there is a clear tendency for the largest swimming vertebrates to be slow filter feeders, whereas active predators are always notably smaller (Alexander 1998; Cavin 2010; Friedman et al. 2010; note that this fact is also evident in invertebrates, e.g. Vinther et al. 2014; Klug et al. 2015). Some authors have tried to explain this pattern in terms of optimal prey-size selection for enhancing capture rates (Webb & De Buffrénil 1990; Domenici 2001). However, such suggestions do

not seem to offer a complete explanation since they are unable to elucidate the eventual evolution of gigantism in some predators, or to explain why this pattern occurs at a different size range for each metabolic level. Namely, the biggest endothermic predators are much bigger than their ectothermic counterparts, and the same can be said for slow filter feeders. Accordingly, among living taxa, the sperm whale (*Physeter macrocephalus*) and the Greenland shark (*Somniosus microcephalus*) are the biggest predatory vertebrates with endothermic and ectothermic metabolism respectively. However, the first one is four times bigger than the second one (McClain et al. 2015). Similarly, the biggest endothermic filter-feeding vertebrate, the blue whale (*Balaenoptera musculus*), exceeds in more than 10 m the maximum length of its ectothermic equivalent, the whale shark (*Rhincodon typus*) (McClain et al. 2015). Given this scenario, here we provide a novel view that entails a more comprehensive understanding of the diversity of body sizes, feeding strategies and thermophysiology of extinct and living aquatic vertebrates, considering that mass-specific metabolic rate can act as a constraining factor of the activity level and feeding strategy. From this perspective, we propose that shifts towards higher metabolic levels, promoted by different extrinsic or intrinsic factors, allow a similar activity and feeding strategy to be sustained at bigger body sizes, offering a satisfactory and more holistic explanation for the evolution of gigantism in active predators.

Unravelling the relationship between body size, feeding strategy and thermophysiology in aquatic vertebrates

Recently, Makarieva et al. (2005a, 2005b, 2006) assessed the effects of metabolic rate on body size providing new clues

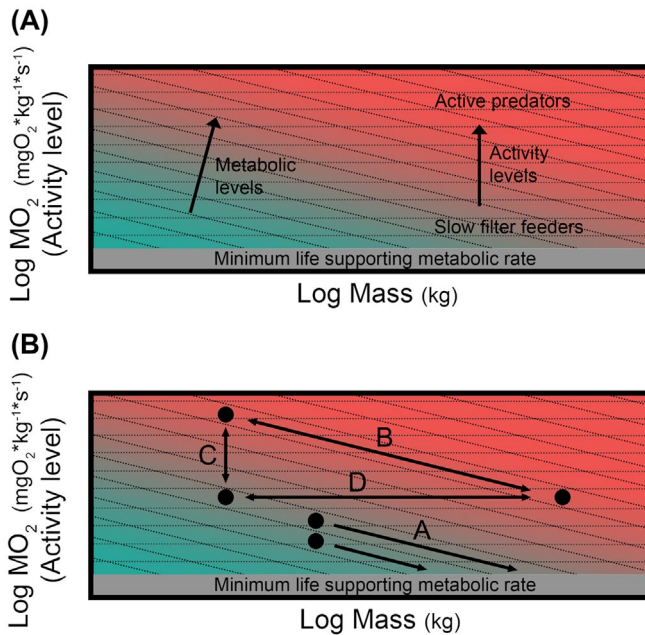


Figure 1. (A) Explanatory diagram showing the relationship between body mass (X axis), metabolic rate (\approx activity level) (Y axis) and metabolic level (with bluish and reddish tones in the online version representing lower and higher metabolic levels, respectively). (B) Relative positions and possible movements within this theoretical space implying changes in body mass, activity and metabolic levels.

that could shed some light on the above mentioned scenario. Physiological viability of living taxa is limited by a critical minimum value of mass-specific metabolic rate, which is extremely similar for all living organisms (Makarieva et al. 2006) (Figure

1(A)). Given that the mass-specific metabolic rate decreases with increasing body size, larger size is not physiologically sustainable once this limit has been reached (Makarieva et al. 2005a, 2005b). Interestingly, higher metabolic levels, promoted for example by high ambient temperatures or high oxygen concentrations, imply bigger potential body sizes as this critical minimum value is reached at larger body mass (compare the two hypothetical taxa of case A in Figure 1(B)) (Makarieva et al. 2005a, 2005b). Based on their ideas, we make some other predictions considering that concrete values of metabolic rate act also as a limiting factor for the activity level and feeding strategy in animals (Peterson et al. 1990; Hammond & Diamond 1997). These are: (1) activity will decrease when body size increases within each metabolic level (case B in Figure 1(B)); (2) when comparing similar-sized individuals, those with higher metabolic levels will display more active lifestyles (case C in Figure 1(B)); and (3) when comparing organisms with similar activity levels, those with higher metabolic levels will reach larger body sizes (case D in Figure 1(B)).

In this context, the diversity of body sizes, feeding strategies and thermophysiology of extinct and living aquatic vertebrates can be much better explained (Figure 2). The high energetic requirements derived from an active predatory lifestyle could account for the notorious body size differences between aquatic predators and filter-feeders of the same metabolic level. According to prediction (1) outlined above, it is expected that as body mass increases past some threshold value, the energetic costs of a predatory lifestyle become too high and only less active lifestyles (i.e. filter feeding) are physiologically possible (Figure 3(A)). Similarly, differences in metabolic level may also satisfactorily explain why endothermic predators and endothermic

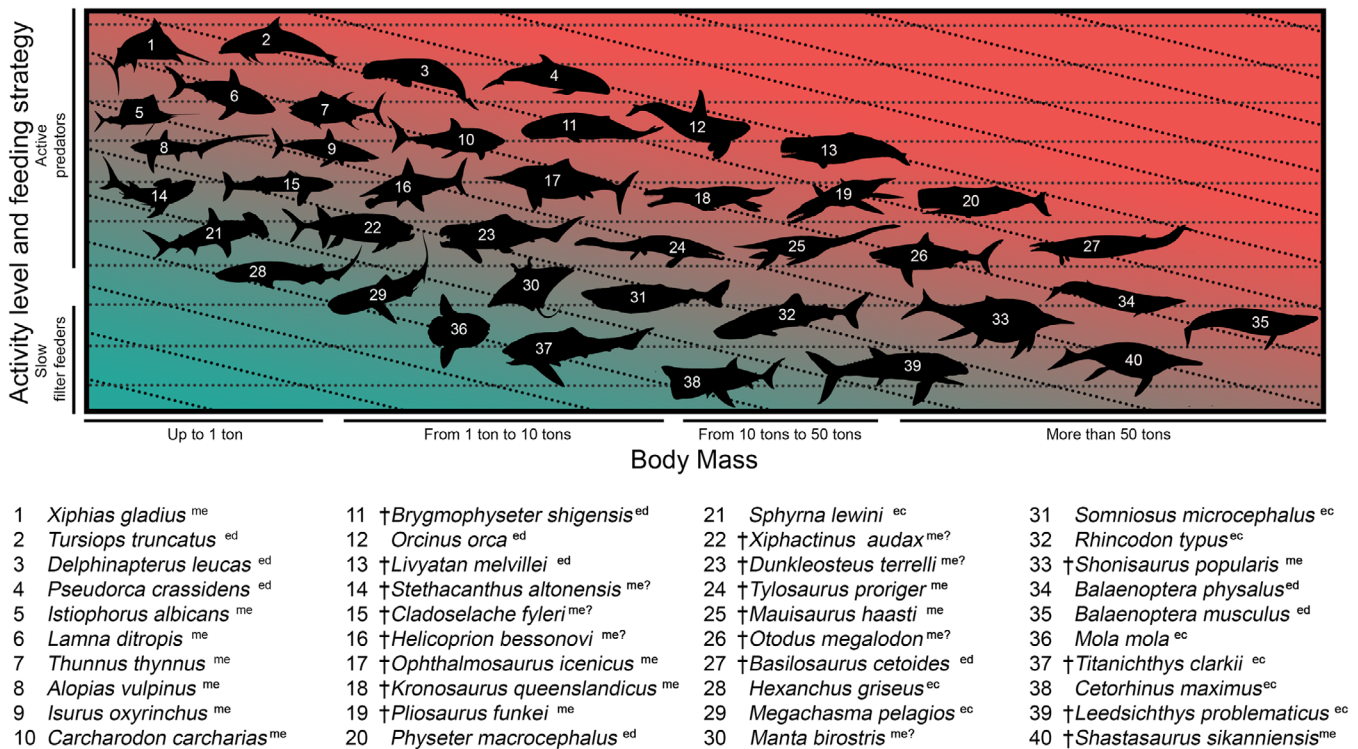


Figure 2. Diversity of body masses, feeding and thermoregulatory strategies of living and extinct aquatic vertebrates (ed, endotherm; ec, ectotherm; me, mesotherm; cross sign denotes an extinct taxon). The existence of active predatory and fast-swimming lifestyles among different extinct groups of gigantic chondrichthyans (e.g. Symmoriidae, Cladoselachidae, Eugeneodontiformes or Otodontidae; outlines 14–16 and 26), osteichthyans (e.g. Xiphactinidae; outline 22) and placoderms (e.g. Dunkleosteidae; outline 23) might be indicative of high metabolic levels and is compatible with the existence of meso/endothermy.

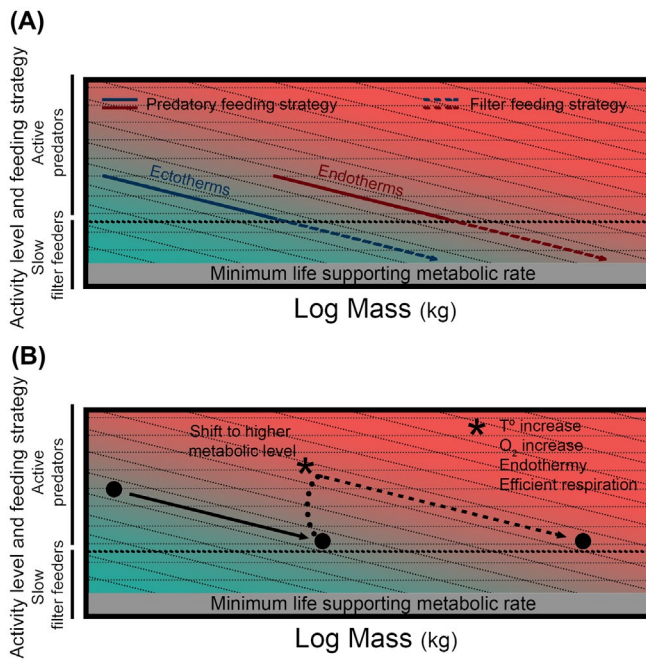


Figure 3. (A) Diagram showing how endothermic aquatic vertebrates, situated in higher metabolic levels, can reach bigger potential body sizes than their ectothermic analogues. (B) Visual explanation of how shifts towards higher metabolic levels, mediated by different factors, contribute to maintaining a predatory lifestyle at bigger body sizes.

filter-feeders are bigger than their ectothermic analogues. Taking into account our prediction (3) outlined above, this could be because endothermic animals have higher metabolic levels than ectothermic animals of the same size, allowing them to afford the energetic costs of a given feeding strategy at bigger body sizes (Figure 3(A)).

A common nexus for the main promoting factors of big body sizes in active predators

The gigantism of many extinct and living predators has been related to different extrinsic and intrinsic factors.

Among extrinsic factors, the presence of comparatively high oxygen levels has been proposed several times as the promoter of the big body sizes of some extinct predatory animals (e.g. Graham et al. 1995; Chown & Gaston 2010 and references therein). The mid-Palaeozoic (Carboniferous and Devonian) oxygenation event has been linked with the gigantism of various marine invertebrate groups, such as the orthoceratids or eurypterids (Klug et al. 2015) (but also foraminifers; Graham et al. 1995; Payne et al. 2012), as well as terrestrial flying and non-flying arthropods (Graham et al. 1995; Dudley 1998, 2000; Harrison et al. 2010). In a similar way, another peak in atmospheric oxygen during the Cretaceous has been suggested as the trigger of gigantism in some other insect groups (Dudley 1998). Interestingly, body size of living insects is constrained by oxygen availability (Peck & Maddrell 2005; Harrison et al. 2006, 2010; Kaiser et al. 2007). In this sense, several works (Harrison et al. 2006; Kaiser et al. 2007; Klok & Harrison 2009; Zhao et al. 2010) have recently provided empirical evidence supporting the idea that hyperoxia enables bigger body sizes in different extant arthropods (although see Woods et al. 2009). Dahl and Hammarlund (2011) suggested that

low atmospheric oxygen pressure could act as an evolutionary barrier for big body sizes in early vertebrates, and they linked the gigantism of some armoured fishes (placoderms) with the high oxygen levels of the Devonian.

The rise of ambient temperatures has also been proposed as a possible extrinsic reason for the gigantism of some extinct vertebrate predators including snakes (e.g. the python *Titanoboa* (Head et al. 2009)) and lizards (Head et al. 2013). In addition, temperature could have played a major role in the gigantism of other vertebrates that lived in the tropics during greenhouse periods, such as some Cretaceous or Miocene crocodylomorphs (Serenio et al. 2001; Aguilera et al. 2006). The effect of ambient temperature on increasing body size have recently been examined in a considerable number of living taxa, including arthropods, annelids, molluscs and vertebrates (Makarieva et al. 2005b). However, increases in body sizes due to higher ambient temperatures are only expected to occur in terrestrial poikilotherms (Makarieva et al. 2005a, 2005b).

Regarding intrinsic factors, the evolution of mechanisms that allow highly efficient respiration has also been linked to the gigantism of some air-breathing predatory vertebrates. Thus, one of the most representative examples in this sense could be the evolution of avian-like respiratory systems in pterosaurs (Claessens et al. 2009; Ruxton 2014) and saurischian dinosaurs (O'Connor & Claessens 2005; Sander et al. 2011). The recent description of unidirectional airflow in crocodylians suggests that this might have been another relevant factor involved in the gigantism of some crocodylomorphs (see above). In fact, the high similarity between bird and crocodylian respiratory systems supports the idea that unidirectional airflow is the ancestral condition for all archosaurs (Schachner et al. 2013; Farmer 2015a), a group that comprises numerous examples of gigantic predators other than non-avian dinosaurs, pterosaurs or crocodylomorphs (including for example several basal forms, Turner & Nesbitt 2013; or the more derived 'terror birds', Alvarenga et al. 2011). Differences in body size between mammals and dinosaurs during the Mesozoic have also been attributed to differences in their respiratory efficiency, and it has been suggested that non-unidirectional airflow system of mammals could have been a competitive disadvantage (Farmer 2015b). Similarly, Ruxton (2011) proposed that the higher respiratory efficiency of air-breathing aquatic vertebrates over water-breathing taxa could explain the body size differences between marine mammals and fishes.

Finally, the evolution of anatomical structures and physiological mechanisms that allow heat generation and/or retention can be considered as another intrinsic factor that promotes bigger potential body sizes (Vermeij 2016). Supporting this idea, the biggest living fishes with an active predatory lifestyle are mesotherms (Dickson & Graham 2004). This factor could be involved in the gigantism of some extinct vertebrate predators where endothermy or mesothermy has recently been confirmed, including dinosaurs (Amiot et al. 2006; Pontzer et al. 2009; Eagle et al. 2011), ichthyosaurs, plesiosaurs and mosasaurs (Bernard et al. 2010; Harrell et al. 2016). The big sizes and active lifestyles presupposed for a considerable number of extinct aquatic vertebrates suggest that the occurrence of endothermy or mesothermy could have been more common in the past than expected (see fossil taxa with question marks in Figure 2).

In sum, several disparate factors seem to facilitate independently, or in combination, the acquisition of gigantic sizes in predatory animals. However, to date, the common mechanisms underlying this phenomenon have never been addressed. The new perspective here proposed allows integration of most previous hypotheses into a common context when considering that all these factors induce rises in metabolic rate. Therefore, a shift to higher metabolic levels, regardless of the underlying promoting cause, implies that similar mass-specific metabolic rates, activity levels and feeding strategies can be maintained at bigger body sizes. The evolution of gigantism in predators could then be understood and interpreted in a more holistic way as a phenomenon closely linked with physiological or environmental changes that allowed the animals to cope with the increased energetic costs of active predation at unusually large body sizes (Figure 3(B)).

Conclusions

The relationship between body size and metabolic rate has repeatedly been studied with body size considered as an independent variable. However, Makarieva et al. (2005a, 2005b, 2006) have recently suggested that metabolic rate could be an important constraining factor of the maximum body size of animals and plants. Following this idea, our proposal considers metabolic rate as a key determinant factor for body size, activity level and feeding strategies in aquatic vertebrates. Then, given that mass-specific metabolic rate decreases when the body mass increases, we hypothesize that active predation is unaffordable once a given body mass is reached and only less active lifestyles and feeding strategies (e.g. filter feeding, scavenging, etc.) are physiologically sustainable above this size. However, this limit is reached at different body sizes depending on the thermoregulatory strategy and, ultimately, metabolic level; endothermic predators can reach bigger potential body sizes than their ectothermic analogues. Interestingly, shifts towards higher metabolic levels, promoted by different intrinsic or extrinsic factors, can enable the same activity level and feeding strategy to be maintained at bigger body sizes, offering a satisfactory explanation for the evolution of gigantism in active predators.

Future perspectives

This theoretical approach opens the door to a good deal of possible studies that could shed light onto the ideas here proposed. In this sense, assessing the metabolic ceilings of living aquatic vertebrates is now crucial to define the energetic limits of predation and to provide quantitative support for this model. Fortunately, the recent development of techniques that allow the study of the energetics of large marine vertebrates offers a wide range of possibilities in this regard (Payne et al. 2015). On the other hand, progress in histological techniques (Zehbe et al. 2010) and temperature-sensitive isotopic fractionation applications (Bernard et al. 2010; Eagle et al. 2010, 2011) enables the study of physiological traits in fossil taxa in an increasingly reliable way (Vermeij 2015). Hence, assessment of the thermoregulatory strategies of certain key extinct groups could provide essential data for completing and interpreting the diversity of body sizes, thermophysiology and feeding strategies of aquatic vertebrates, as well as contributing to a better understanding of the mechanisms involved in the evolution of gigantism in predators.

Acknowledgements

We would like to thank the palaeoillustrator Mr. Hugo Salais (HSillustration) for providing artistic assistance during the creation of Figure 2 and the Dr. Imran Rahman (Oxford University Museum of Natural History) for helping us in the English editing of the manuscript. We acknowledge the comments of the Editor in Chief (Dr. Gareth Dyke) and the reviewers (Dr. Christian Klug and Dr. Geerat J. Vermeij) that have considerably improved the final manuscript.

Disclosure statement

No potential conflict of interest was reported by the authors.

Funding

This study was supported by the Spanish Ministry of Economy and Competitiveness; Research Project [CGL2014-52,662-P]; and the Valencian Generality; Research Project [GV/2016/102]. Humberto G. Ferrón is a recipient of a FPU Fellowship from the Spanish Ministry of Education, Culture and Sport; Grant [FPU13/02660].

References

- Aguilera OA, Riff D, Bocquentin-Villanueva J. 2006. A new giant *Purussaurus* (Crocodyliformes, Alligatoridae) from the upper Miocene Urumaco formation, Venezuela. *J Syst Paleontol.* 4:221–232.
- Alexander RM. 1998. All-time giants: the largest animals and their problems. *Palaeontology.* 41:1231–1245.
- Alvarenga H, Chiappe L, Bertelli S. 2011. Phorusrhacids: the terror birds. In: Dyke G, Kaiser G, editors. *Living dinosaurs: the evolutionary history of modern birds.* Hoboken (NJ): Wiley-Blackwell; p. 187–208.
- Amiot R, Lécuyer C, Buffetaut E, Escarguel G, Fluteau F, Martineau F. 2006. Oxygen isotopes from biogenic apatites suggest widespread endothermy in Cretaceous dinosaurs. *Earth Planet Sci Lett.* 246:41–54.
- Bernard A, Lécuyer C, Vincent P, Amiot R, Bardet N, Buffetaut E, Cuny G, Fourel F, Martineau F, Mazin J-M. 2010. Regulation of body temperature by some Mesozoic marine reptiles. *Science.* 328:1379–1382.
- Burness GP, Diamond J, Flannery T. 2001. Dinosaurs, dragons, and dwarfs: the evolution of maximal body size. *PNAS.* 98:14518–14523.
- Calder WA. 1984. *Size, function, and life history.* Cambridge (MA): Courier Corporation.
- Cavin L. 2010. On giant filter feeders. *Science.* 327:968–969.
- Chown SL, Gaston KJ. 2010. Body size variation in insects: a macroecological perspective. *Biol Rev.* 85:139–169.
- Claessens LP, O'Connor PM, Unwin DM. 2009. Respiratory evolution facilitated the origin of pterosaur flight and aerial gigantism. *PLoS One.* 4:e4497.
- Dahl TW, Hammarlund EU. 2011. Do large predatory fish track ocean oxygenation? *Commun Integr Biol.* 4:92–94.
- Dickson KA, Graham JB. 2004. Evolution and consequences of endothermy in fishes. *Physiol Biochem Zool.* 77:998–1018.
- Domenici P. 2001. The scaling of locomotor performance in predator–prey encounters: from fish to killer whales. *Comp Biochem Physiol A Mol Integr Physiol.* 131:169–182.
- Dudley R. 1998. Atmospheric oxygen, giant Paleozoic insects and the evolution of aerial locomotor performance. *J Exp Biol.* 201:1043–1050.
- Dudley R. 2000. The evolutionary physiology of animal flight: paleobiological and present perspectives. *Annu Rev Physiol.* 62:135–155.
- Eagle RA, Schauble EA, Tripathi AK, Tütken T, Hulbert RC, Eiler JM. 2010. Body temperatures of modern and extinct vertebrates from ¹³C-¹⁸O bond abundances in bioapatite. *PNAS.* 107:10377–10382.
- Eagle RA, Tütken T, Martin TS, Tripathi AK, Fricke HC, Connely M, Cifelli RL, Eiler JM. 2011. Dinosaur body temperatures determined from isotopic (¹³C-¹⁸O) ordering in fossil biominerals. *Science.* 333:443–445.
- Farmer CG. 2015a. Similarity of crocodylian and avian lungs indicates unidirectional flow is ancestral for Archosaurs. *Integr Comp Biol.* 55:962–971.

- Farmer CG. 2015b. The evolution of unidirectional pulmonary airflow. *Physiology*. 30:260–272.
- Freedman JA, Noakes DL. 2002. Why are there no really big bony fishes? A point-of-view on maximum body size in teleosts and elasmobranchs. *Rev Fish Biol Fish*. 12:403–416.
- Friedman M, Shimada K, Martin LD, Everhart MJ, Liston J, Maltese A, Triebold M. 2010. 100-million-year dynasty of giant planktivorous bony fishes in the Mesozoic seas. *Science*. 327:990–993.
- Graham JB, Dudley R, Aguilar NM, Gans C. 1995. Implications of the late Palaeozoic oxygen pulse for physiology and evolution. *Nature*. 375:117–120.
- Hammond KA, Diamond J. 1997. Maximal sustained energy budgets in humans and animals. *Nature*. 386:457–462.
- Harrell TL, Pérez-Huerta A, Suarez CA. 2016. Endothermic mosasaurs? Possible thermoregulation of Late Cretaceous mosasaurs (Reptilia, Squamata) indicated by stable oxygen isotopes in fossil bioapatite in comparison with coeval marine fish and pelagic seabirds. *Palaeontology*. 59:351–363.
- Harrison J, Frazier MR, Henry JR, Kaiser A, Klok CJ, Rascón B. 2006. Responses of terrestrial insects to hypoxia or hyperoxia. *Respir Physiol Neurobiol*. 154:4–17.
- Harrison JF, Kaiser A, VandenBrooks JM. 2010. Atmospheric oxygen level and the evolution of insect body size. *Proc R Soc London Ser B*. 277:1937–1946.
- Head JJ, Bloch JI, Hastings AK, Bourque JR, Cadena EA, Herrera FA, Polly PD, Jaramillo CA. 2009. Giant boid snake from the Palaeocene neotropics reveals hotter past equatorial temperatures. *Nature*. 457:715–717.
- Head JJ, Gunnell GF, Holroyd PA, Hutchinson JH, Ciochon RL. 2013. Giant lizards occupied herbivorous mammalian ecospace during the Paleogene greenhouse in Southeast Asia. *Proc R Soc London Ser B*. 280:20130665.
- Hone DW, Benton MJ. 2005. The evolution of large size: how does Cope's Rule work? *Trends Ecol Evol*. 20:4–6.
- Kaiser A, Klok CJ, Socha JJ, Lee W-K, Quinlan MC, Harrison JF. 2007. Increase in tracheal investment with beetle size supports hypothesis of oxygen limitation on insect gigantism. *PNAS*. 104:13198–13203.
- Klok CJ, Harrison JF. 2009. Atmospheric hypoxia limits selection for large body size in insects. *PLoS One*. 4:e3876.
- Klug C, De Baets K, Kröger B, Bell MA, Korn D, Payne JL. 2015. Normal giants? Temporal and latitudinal shifts of Palaeozoic marine invertebrate gigantism and global change. *Lethaia*. 48:267–288.
- Makarieva AM, Gorshkov VG, Li B-L. 2005a. Gigantism, temperature and metabolic rate in terrestrial poikilotherms. *Proc R Soc London Ser B*. 272:2325–2328.
- Makarieva AM, Gorshkov VG, Li B-L. 2005b. Temperature-associated upper limits to body size in terrestrial poikilotherms. *Oikos*. 111:425–436.
- Makarieva AM, Gorshkov VG, Li B-L, Chown SL. 2006. Size-and temperature-independence of minimum life-supporting metabolic rates. *Funct Ecol*. 20:83–96.
- McClain CR, Balk MA, Benfield MC, Branch TA, Chen C, Cosgrove J, Dove AD, Gaskins LC, Helm RR, Hochberg FG. 2015. Sizing ocean giants: patterns of intraspecific size variation in marine megafauna. *PeerJ*. 3:e715.
- O'Connor PM, Claessens LP. 2005. Basic avian pulmonary design and flow-through ventilation in non-avian theropod dinosaurs. *Nature*. 436:253–256.
- Payne JL, Groves JR, Jost AB, Nguyen T, Moffitt SE, Hill TM, Skotheim JM. 2012. Late Paleozoic fusulinoidean gigantism driven by atmospheric hyperoxia. *Evolution*. 66:2929–2939.
- Payne NL, Snelling EP, Fitzpatrick R, Seymour J, Courtney R, Barnett A, Watanabe YY, Sims DW, Squire L, Semmens JM. 2015. A new method for resolving uncertainty of energy requirements in large water breathers: the “mega-flume” seagoing swim-tunnel respirometer. *Methods Ecol Evol*. 6:668–677.
- Peck LS, Maddrell SH. 2005. Limitation of size by hypoxia in the fruit fly *Drosophila melanogaster*. *J Exp Zool Part A Comp Exp Biol*. 303A:968–975.
- Peters RH. 1983. The ecological implications of body size. Cambridge: Cambridge University Press.
- Peterson CC, Nagy KA, Diamond J. 1990. Sustained metabolic scope. *PNAS*. 87:2324–2328.
- Pontzer H, Allen V, Hutchinson JR. 2009. Biomechanics of running indicates endothermy in bipedal dinosaurs. *PLoS One*. 4:e7783.
- Ruxton GD. 2011. Zoology: why are whales big? *Nature*. 469:481–481.
- Ruxton GD. 2014. Avian-style respiration allowed gigantism in pterosaurs. *J Exp Biol*. 217:2627–2628.
- Sander PM, Christian A, Clauss M, Fechner R, Gee CT, Griebeler E-M, Gunga H-C, Hummel J, Mallison H, Perry SF. 2011. Biology of the sauropod dinosaurs: the evolution of gigantism. *Biol Rev*. 86:117–155.
- Schachner ER, Hutchinson JR, Farmer CG. 2013. Pulmonary anatomy in the Nile crocodile and the evolution of unidirectional airflow in Archosauria. *PeerJ*. 1:e60.
- Sereno PC, Larsson HC, Sidor CA, Gado B. 2001. The giant crocodyliform *Sarcosuchus* from the Cretaceous of Africa. *Science*. 294:1516–1519.
- Turner AH, Nesbitt SJ. 2013. Body size evolution during the Triassic archosauriform radiation. *Geol Soc London Spec Publ*. 379:573–597.
- Vermeij GJ. 2015. Paleophysiology: from fossils to the future. *Trends Ecol Evol*. 30:601–608.
- Vermeij GJ. 2016. Gigantism and its implications for the history of life. *PLoS One*. 11:e0146092.
- Vinther J, Stein M, Longrich NR, Harper DA. 2014. A suspension-feeding anomalocarid from the Early Cambrian. *Nature*. 507:496–499.
- Webb PW, De Buffrénil V. 1990. Locomotion in the biology of large aquatic vertebrates. *Trans Am Fish Soc*. 119:629–641.
- Woods HA, Moran AL, Arango CP, Mullen L, Shields C. 2009. Oxygen hypothesis of polar gigantism not supported by performance of Antarctic pycnogonids in hypoxia. *Proc R Soc London Ser B*. 276:1069–1075.
- Woodward G, Ebenman B, Emmerson M, Montoya JM, Olesen JM, Valido A, Warren PH. 2005. Body size in ecological networks. *Trends Ecol Evol*. 20:402–409.
- Zehbe R, Haibel A, Riesemeier H, Gross U, Kirkpatrick CJ, Schubert H, Brochhausen C. 2010. Going beyond histology. Synchrotron micro-computed tomography as a methodology for biological tissue characterization: from tissue morphology to individual cells. *J R Soc Interface*. 7:49–59.
- Zhao HW, Zhou D, Nizet V, Haddad GG. 2010. Experimental selection for drosophila survival in extremely high O₂ environments. *PLoS One*. 5:e11701.