


# **Advanced Grant Call 2011 – State of play**

**Mirjam Witschke, Unit B3  
NCP meeting  
20 May 2011**



# Overview



- Call budget AdG 2011
- Evaluation procedure & schedules
- Eligibility check: first results
- Submission statistics
- AdG 2010 - update
- AdG 2012 - planning

# Call Budget (661,4 M€)

- Increased budget (+35% vs AdG 2009 and +12% vs AdG 2010)
  - Equal budgets for StG and AdG for the first time
  - Domain budgets
    - Physical Sciences – 40% (264.6 M€)
    - Life Sciences – 35 % (231,5 M€)
    - Social Sciences – 15 % (99,2 M€)
    - 4th domain (Cross panel proposals) – 10% (66,1 M€)\*
- \*reduced from 13% in 2010, 1% extra allocated to each SH, LS & PE

# Evaluation Process - changes

## Step 1

- Panel members only, acting as generalists
- Summary of the research project (part B1 only)
- 2 Criteria (Principal Investigator & Research Project)

## Step 2

- Panel members and remote referees
- Full proposal (part B2)
- 2 Criteria (Principal Investigator & Research Project)

Previous 'Research Environment' criterion removed

PI commitment now an evaluation criterion (previously eligibility criterion)

## Final Panel Chair meeting

- Domain 4 – interdisciplinary proposals

# Schedule – evaluation process

- **Deadlines**

- Physical Sciences closed on 9 February
- Life Sciences closed on 10 March
- Social Sciences closed on 6 April

- **Evaluation meetings**

- Step 1 panel meetings in May-July
- Step 2 panel meetings in September-October
- Panel Chairs meeting mid November

# Eligibility check – finalised

Reason for ineligibility*	Host Institution letter/county	Completeness	Resubmission or multiple submissions	Out of scope of domain	Total
PE	6	1 (+ test)	2		10
LS	2		1		3
SH	3	2 (+ test)	4	4	14

\*in some case, multiple reasons apply

# Schedule – feedback to applicants

## Indicative time frames for notifications to Applicants

	Physical Sciences & Engineering	Life Sciences	Social Sciences & Humanities
Eligibility check	end of May/ beginning of June		
Results of Step 1	beginning of July	end of July	mid -August
Results of Step 2	end of October	mid- November	end November
Results Panel Chairs meeting	mid-December (remaining applicants whose results are pending after step 2)		

<http://erc.europa.eu/pdf/TimeframeAdvancedGrant2011Evaluation.pdf>

# Templates – feedback to applicants

## Three types of letters after step 1:

- notifications to **ineligible** applicants
- notifications to applicants that **passed the threshold but are rejected for budgetary reasons** (below the budgetary cut-off)
- notification to applicants that **failed one or both quality thresholds** and are rejected for quality reasons

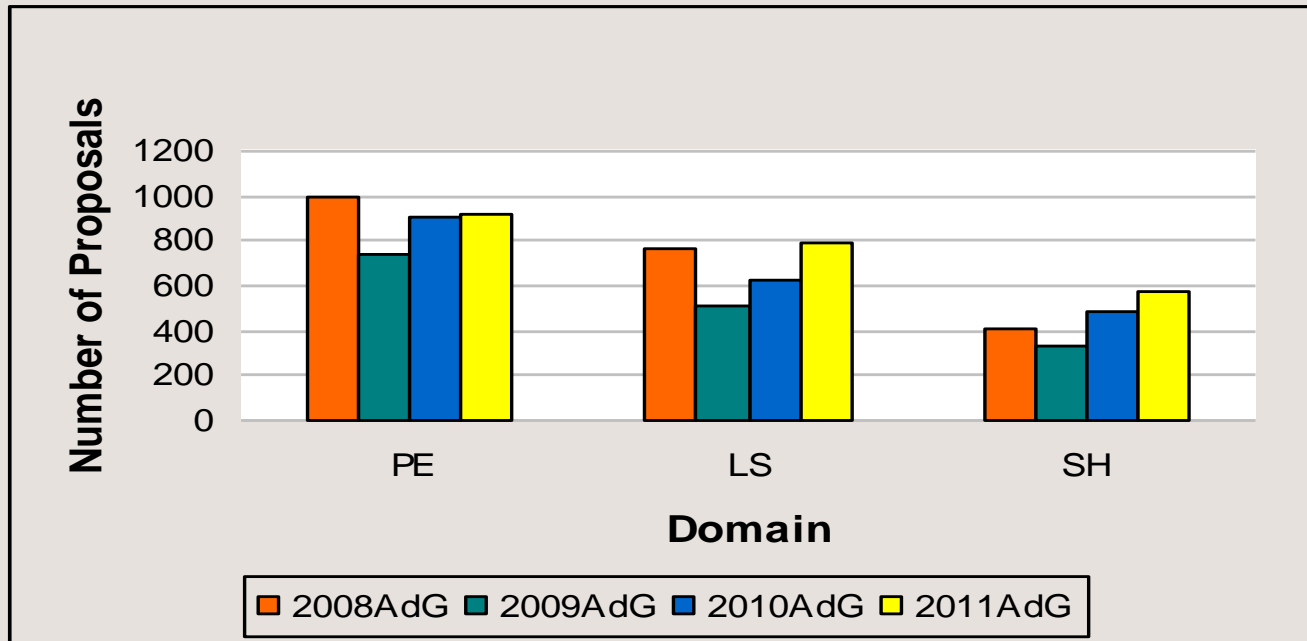


# **AdG 2011 – submission statistics**



## **Statistics**

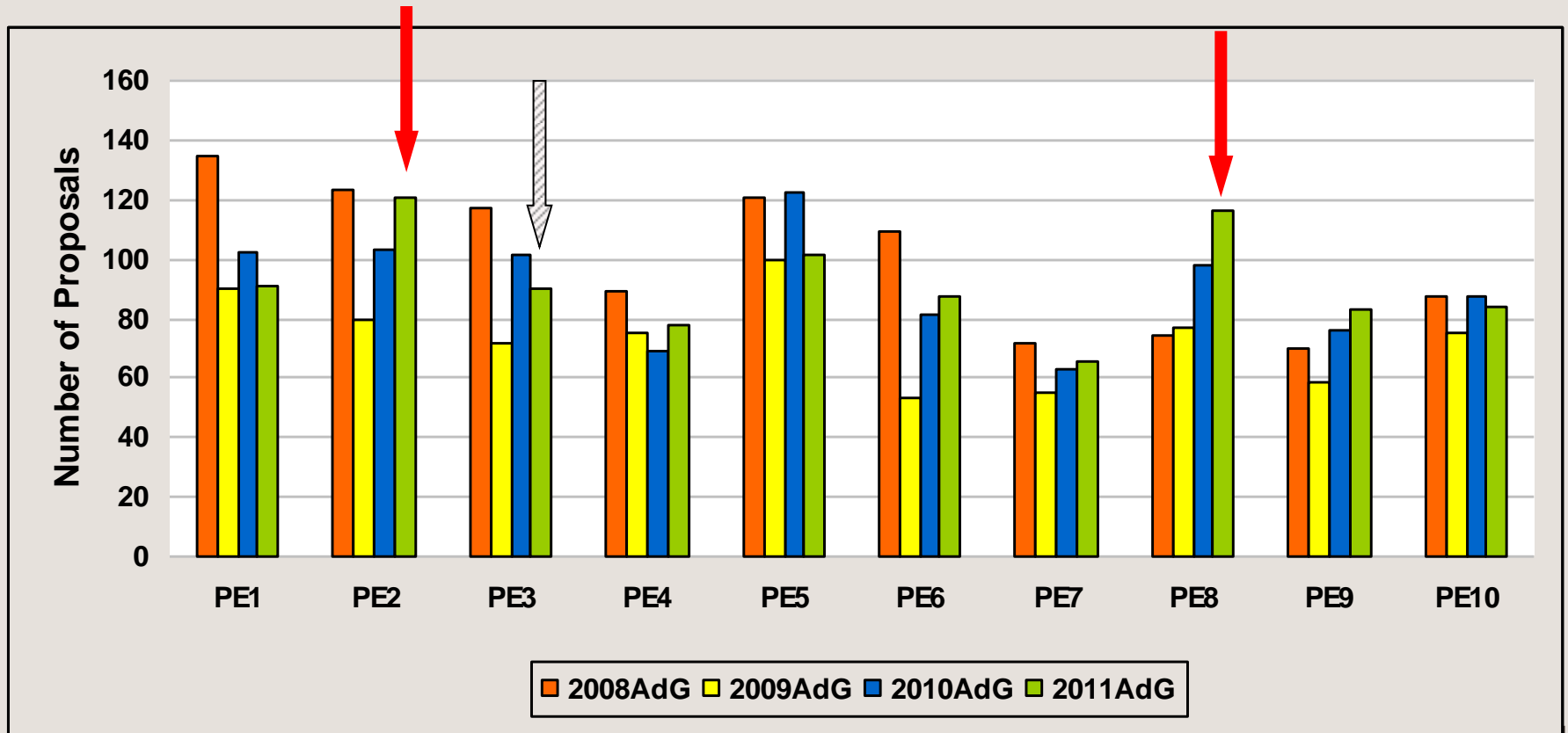
# Advanced Grants Submissions overview 2008-2011



	2008AdG	2009AdG	2010AdG	2011AdG
PE	997	736	902	917
LS	766	513	621	789
SH	404	335	486	578
Total:	2167	1584	2009	2284

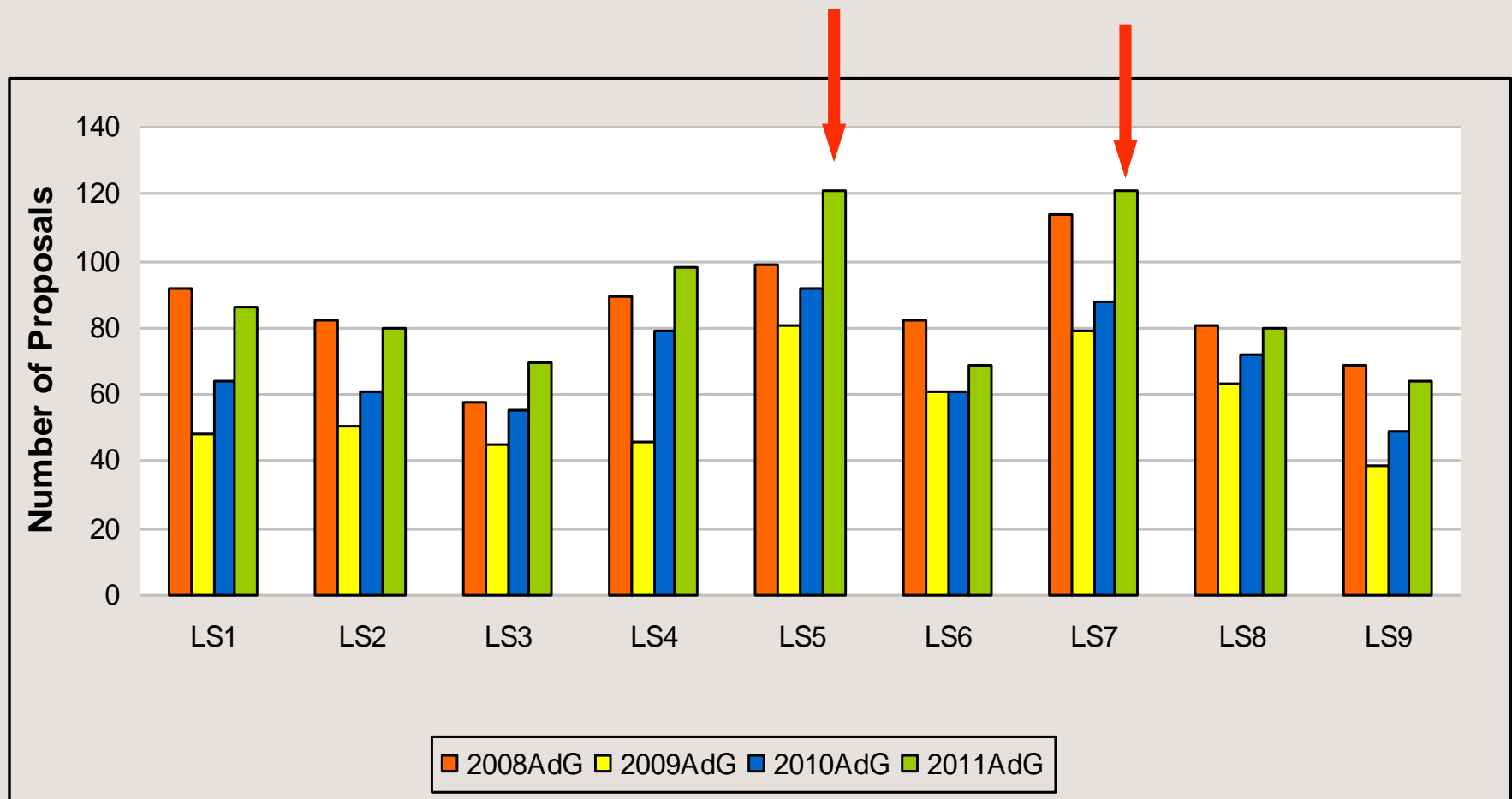
# PE submissions per panel, compared to previous 3 years

Overall number of Submissions in PE, AdG 2011: 917 → 2% increase



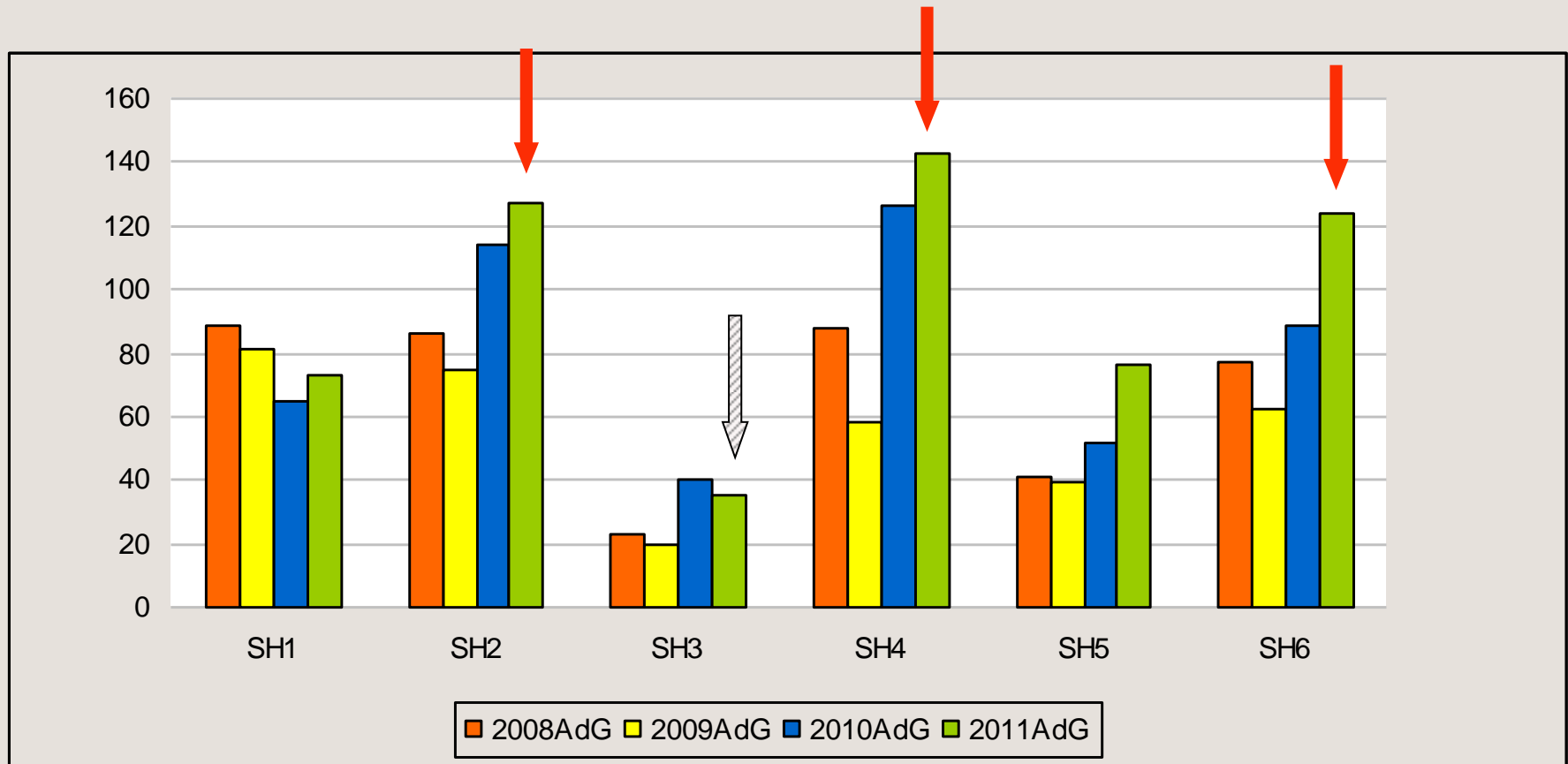
# LS submissions per panel, compared to previous 3 years

Overall number of Submissions in LS, AdG 2011: 789 → 27% increase

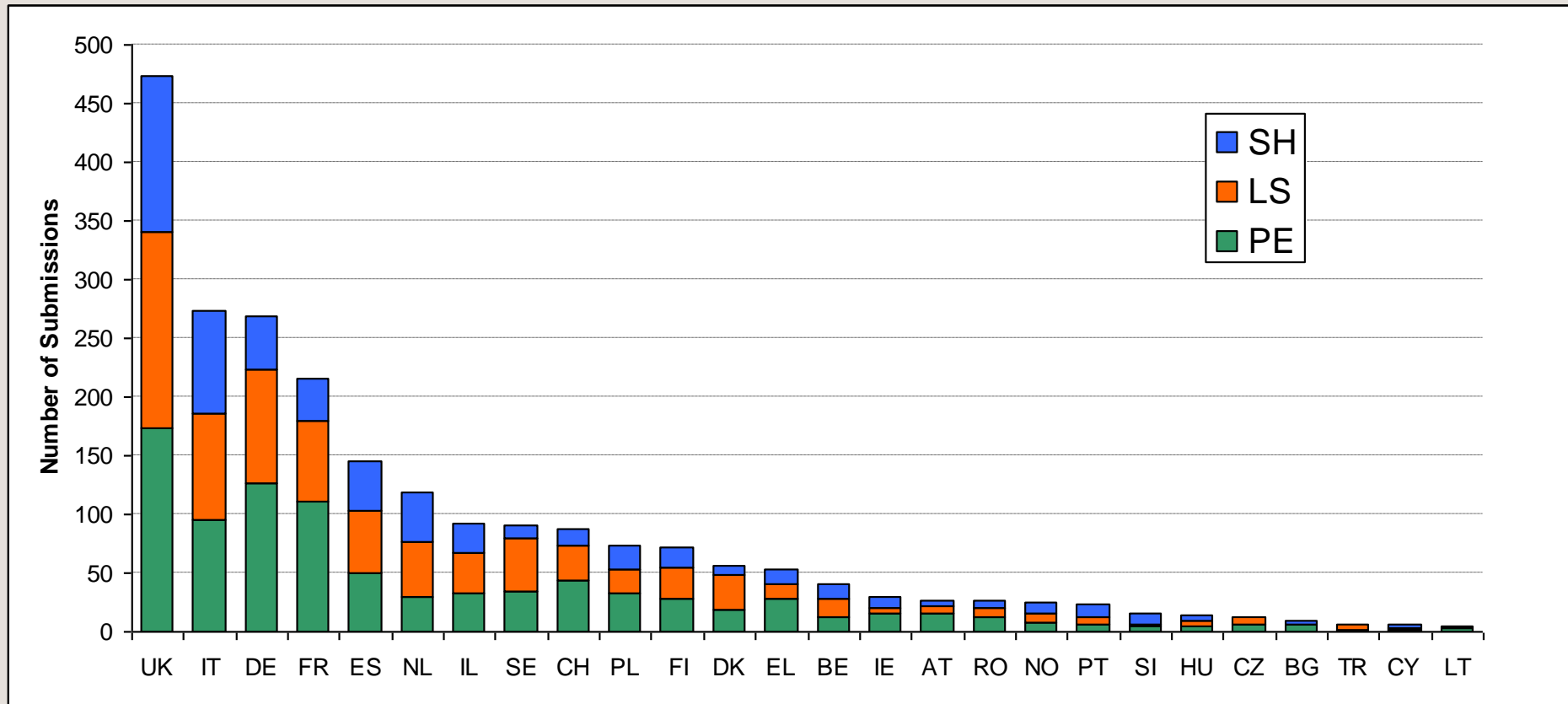


# SH submissions per panel, compared to previous 3 years

Overall number of Submissions in SH, AdG 2011: 578 → 18,9 % increase



# AdG 2011 submissions: domain distribution versus HI countries



Other countries (< 5 submissions): EE, HR, SK, IS, LV, AL

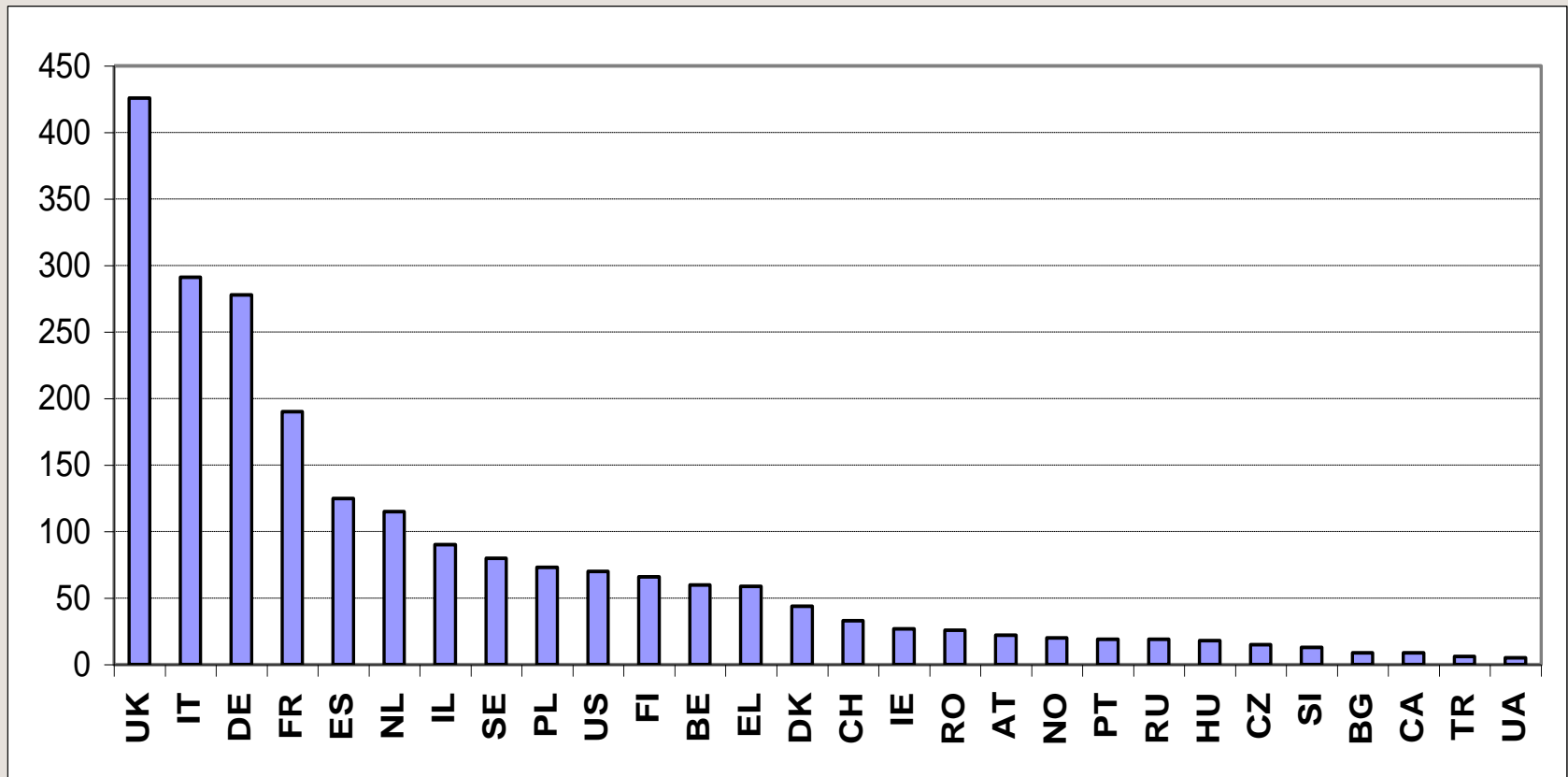
# Advanced grants 2011- Submission overview by HI country – 32 HI countries

	PE	LS	SH	TOTAL
UK	173	168	133	474
IT	96	89	84	269
DE	126	96	44	266
FR	111	68	36	215
ES	49	52	40	141
NL	29	48	42	119
IL	33	34	25	92
SE	35	45	10	90
CH	42	30	14	86
PL	32	20	20	72
FI	27	26	18	71
DK	18	29	8	55
EL	28	12	11	51
BE	12	15	13	40
IE	16	5	9	30
AT	15	7	5	27
RO	13	7	7	27

	PE	LS	SH	TOTAL
NO	8	8	9	25
PT	7	5	8	20
HU	5	4	5	14
SI	3	3	8	14
CZ	6	6	1	13
BG	6	1	3	10
CY	2	1	3	6
TR	2	4		6
LT	3		2	5
EE	2	2		4
HR	3			3
SK	2		1	3
IS	2			2
LV	1		1	2
AL			1	1

# AdG 2011 Submission - overview by PI

## Nationality- 47 nationalities



Other countries (< 5 submissions): e.g. BY, EE, IS, JP, LU, SK, DZ, IQ, LV, MY, RS, SG, ZA



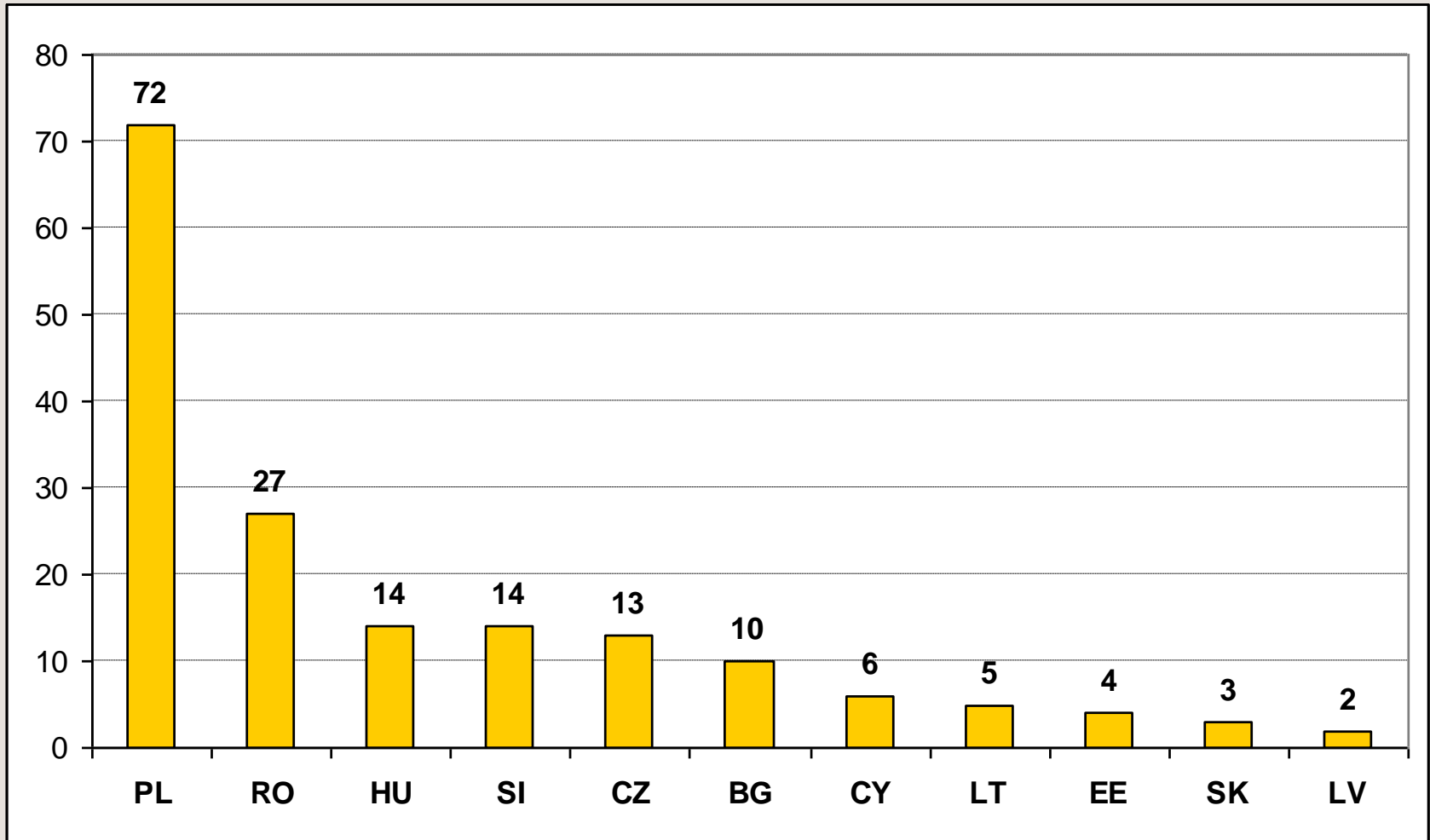
# AdG 2011 Submission - overview by PI

## Nationality- 47 nationalities

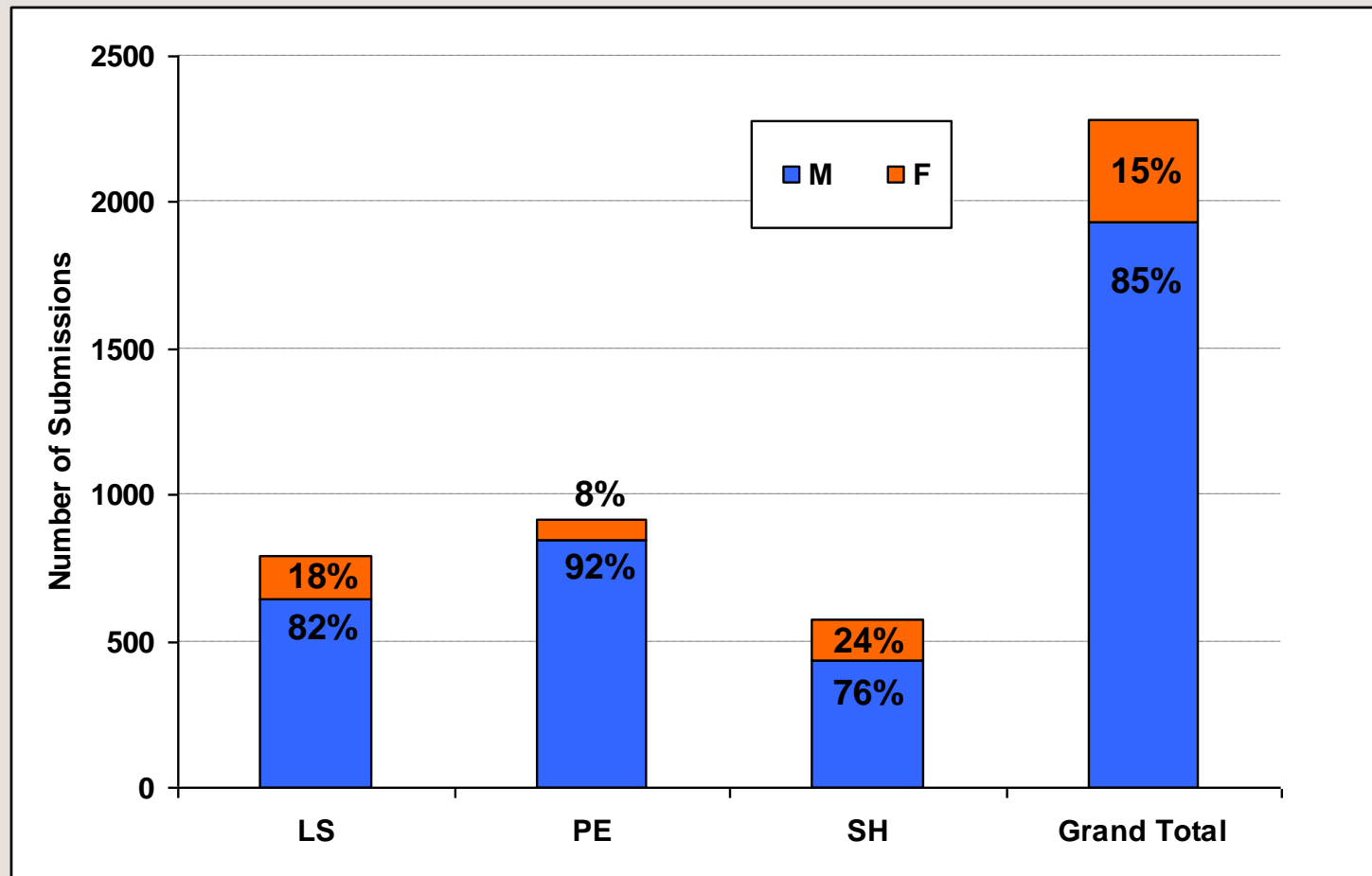
	PE	LS	SH	TOTAL
UK	161	153	112	426
IT	105	96	89	290
DE	126	99	52	277
FR	99	59	31	189
ES	44	47	34	125
NL	31	48	36	115
IL	33	33	24	90
SE	28	42	10	80
PL	32	20	21	73
US	31	22	17	70
FI	23	27	16	66
BE	15	22	23	60
EL	33	14	12	59
DK	14	24	6	44
CH	12	15	6	33
IE	9	9	9	27
RO	12	7	7	26
AT	11	3	8	22
NO	6	7	7	20
PT	7	4	8	19
RU	14	4	1	19
HU	6	6	6	18
CZ	6	6	3	15
SI	3	4	6	13

	PE	LS	SH	TOTAL
BG	6		3	9
CA	2	3	4	9
TR	3	3		6
UA	4		1	5
AR	2	2		4
AU	2		2	4
CY	1	1	2	4
HR	3	1		4
IN	4			4
LT	3		1	4
NZ	2		2	4
EE	1	2		3
BY		1	1	2
IS	2			2
JP	2			2
LU	1	1		2
SK	2			2
DZ	1			1
IQ	1			1
LV			1	1
MY	1			1
RS	1			1
SG	1			1
ZA	1			1

# Proposals submitted by HI country (EU-12)



# AdG 2011 submissions: gender balance





# **Advanced Grant 2010**

# AdG 2010- reserve list

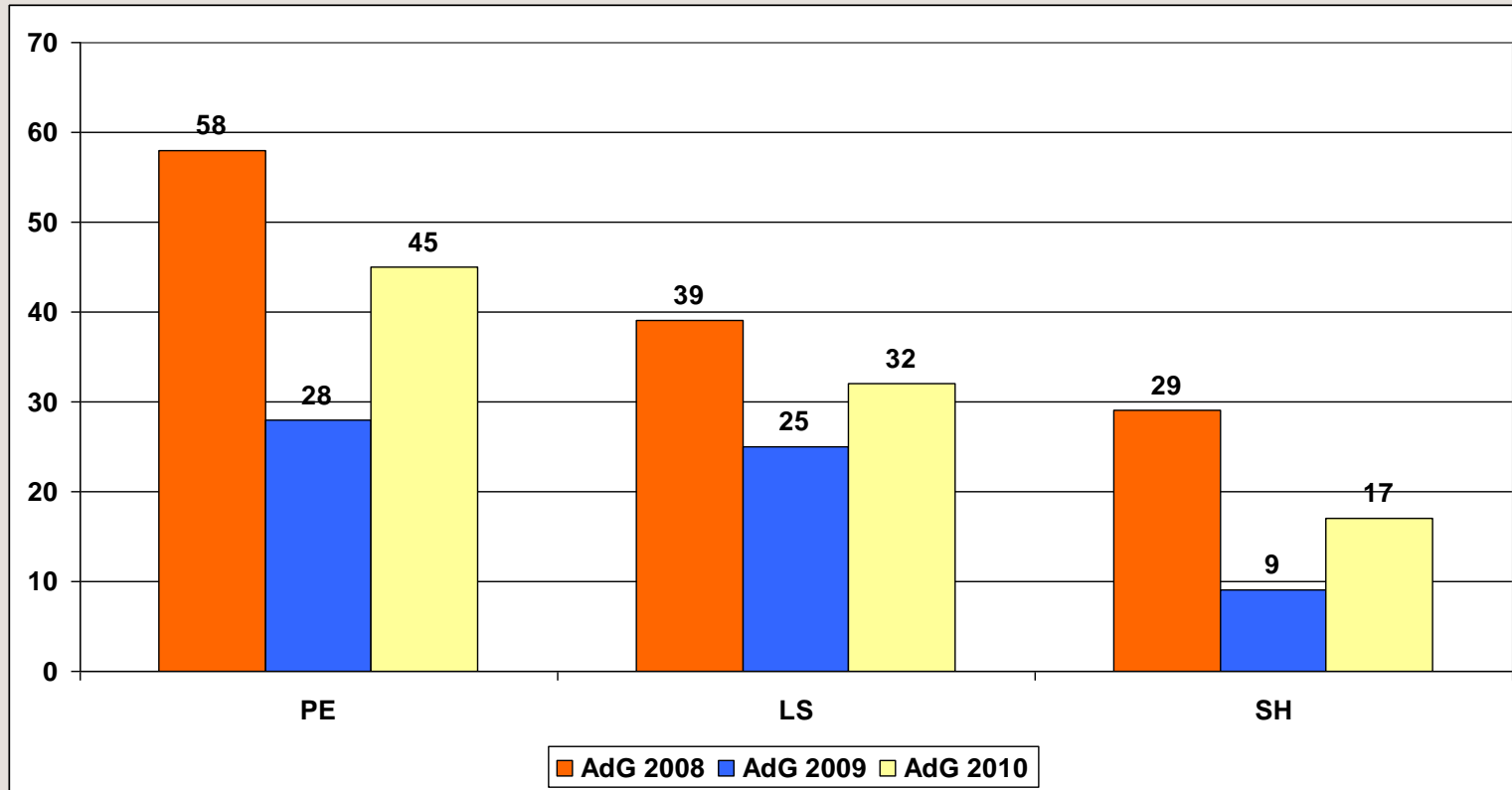
- **Reserve list**
  - May 2011  $\Rightarrow$  4 invitations (2PE, 1LS, 1SH)
  - in total: 270 successful applicants

# AdG 2010- redress

- **Redress**

- 101 cases (5%), 7 redress cases on eligibility and 94 redress cases on evaluation
- 2 partial re-evaluations (one additional review), one correction of a panel comment

# Redress cases (2008-2010)



**Common causes of redress:** Inaccurate statements, Impolite remarks, Inconsistency between marks & comments, Rules not respected (Col).

**Consequences:** In some cases, partial re-evaluation by panels



# **Advanced Grant 2012**




# AdG 2012- planning

## Submission deadlines\* – Advanced Grant 2012 Call

<b>PE</b>	<b>16 February 2012</b>	<b>17h</b>
<b>LS</b>	<b>14 March 2012</b>	<b>17h</b>
<b>SH</b>	<b>11 April 2012</b>	<b>17h</b>

\*to be confirmed



**Thank You!**

**Any questions?**