

INFORME D'AVALUACIÓ DELS TÍTOLS OFICIALS.

(Graduate survey)

Year of completion 2022-2023

1005.- GRADO EN HISTORIA

Gender	Male	13	76,47%
	Female	4	23,53%
The qualification that I have completed was my first choice in my application to the University?	Yes	16	84,21%
	No	3	15,79%
Usual status during studies	Full-time student	14	73,68%
	Part-time student	5	26,32%

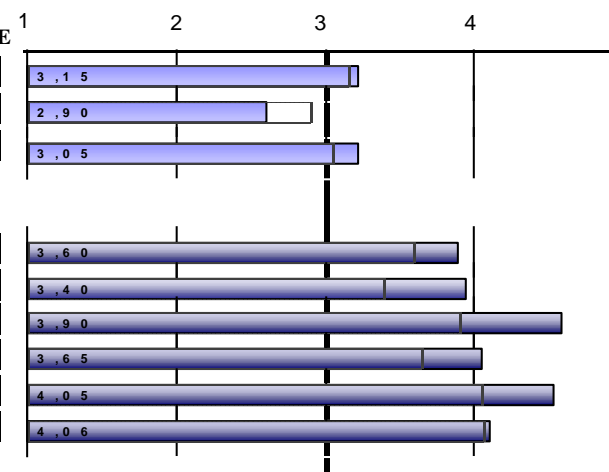
In the future, do you intend to pursue further studies?			What kind of studies?			Main reason		
Yes	13	68,42%	Degree	0	0,00%	Specialisation	9	69,23%
	No	6	31,58%	Master's degree	11	84,62%	Employability	4
Doctorate				2	15,38%	Career development	0	0,00%
						Others	0	0,00%

Frequency Response

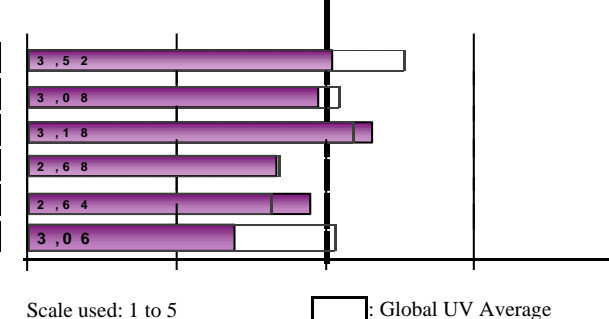
Strongly disagree....Strongly agree

TRAINING PROCESS / CURRICULUM

	N/C	1	2	3	4	5	AVERAGE
1. I think that the curriculum has a coherent structure and a good timing	1	0	3	10	3	2	3,22
2. I believe that the curriculum combines theoretical and practical knowledge adequately	1	1	8	7	1	1	2,61
3. I think that the competences developed in my qualification adequately qualify me for professional practice	1	1	5	5	3	4	3,22
<i>Average of section</i>							3,02


DEVELOPMENT OF COMPETENCES DURING YOUR STUDIES AT UNIVERSITY

	N/C	1	2	3	4	5	AVERAGE
4. I have gained knowledge and theoretical and practical understanding in my field of study	0	0	1	4	10	4	3,89
5. I am able to apply the knowledge gained to professional practice in my field of study	0	0	2	3	8	6	3,95
6. I am capable of gathering and interpreting data and information in my field of study	0	0	0	0	8	11	4,58
7. I am able to solve problems in complex situations in my field of study	1	0	1	3	8	6	4,06
8. I am able to communicate clearly and accurately	0	0	1	1	4	13	4,53
9. I am able to identify my educational needs and to organise my learning adequately	0	0	1	4	6	8	4,11
<i>Average of section</i>							4,19


DEVELOPMENT OF TEACHING

	N/C	1	2	3	4	5	AVERAGE
10. The content included in the course guides was covered as planned	0	1	4	7	7	0	3,05
11. The methodologies used in the different modules were suited to the competences required in the qualification a	0	2	7	2	6	2	2,95
12. Overall, I think that the assessment process was suited to the competences taught in the qualification	0	1	5	3	7	3	3,32
13. I received enough information about career opportunities related to my qualification	1	3	6	5	2	2	2,67
14. I felt guided and well advised throughout the development of my studies	0	3	6	3	4	3	2,89
15. The information published on the website was helpful	1	6	3	6	2	1	2,39
<i>Average of section</i>							2,88

Scale used: 1 to 5

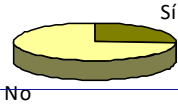
 : Global UV Average








INFORME D' AVALUACIÓ DELS TÍTOLS OFICIALS.

(Graduate survey)

 Year of completion **2022-2023**
1005.- GRADO EN HISTORIA
EXTERNAL INTERNSHIPS

16. Did you carry out external internships during your degree studies?	Yes	5	26,32%
	No	14	73,68%



	Frequency Response					AVERAGE	1	2	3	4	5
	N/C	1	2	3	4						
<i>Only those who have answered "</i>											
17. Internships were consistent with the professional profiles of my qualification	0	0	0	2	0	3	4,20				
18. I believe that the internships helped me improve my training	0	0	0	2	1	2	4,00				
19. The organisation and management of the internships was adequate	0	0	0	2	1	2	4,00				
Indicates your level of satisfaction with:											
20. My academic tutor	0	0	0	1	1	3	4,40				
21. My tutor at the host company or institution	0	0	0	3	0	2	3,80				
22. My internships	0	0	0	1	2	2	4,20				
<i>Average of section</i>						4,10	Scale used: 1 to 5  : Global UV Average				

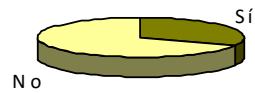
INFORME D'AVALUACIÓ DELS TÍTOLS OFICIALS.

(Graduate survey)

Year of completion 2022-2023

1005.- GRADO EN HISTORIA
MOBILITY PROGRAMMES: ERASMUS, SICUE/SENECA, INTERNATIONAL PROGRAMME OR OTHERS

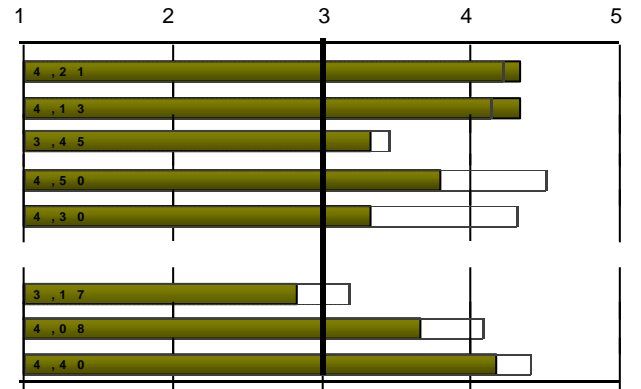
23. Did you participate in any mobility programme during your degree studies?	Yes	6	31,58%
	No	13	68,42%


Only those who have answered "
24. What mobility program you participated?

Erasmus	2	33,33%
SICUE/Séneca	2	33,33%
Programa internacional	2	33,33%
Another	0	0,00%

Frequency Response

N/C	Strongly disagree....Strongly agree					AVERAGE	
	1	2	3	4	5		
25. I believe that the academic level at the host university was suitable	0	0	0	2	0	4	4,33
26. I think that the academic recognition of my study period in the host country was adequate	0	0	0	2	0	4	4,33
27. Attention and information received from the University of Valencia before, during and after my mobility perio	0	0	1	2	3	0	3,33
28. This mobility period helped me improve my language skills	1	1	0	1	0	3	3,80
29. I believe that a mobility period is useful for the work/professional environment after studies	0	1	0	2	2	1	3,33



Indicates your level of satisfaction with:

N/C	Strongly dissatisfied...Strongly sa					AVERAGE	
	1	2	3	4	5		
30. The financial aid received	0	1	1	2	2	0	2,83
31. The teaching staff at the host university	0	0	1	2	1	2	3,67
32. The mobility period that I spent at another university	0	0	0	2	1	3	4,17

Average of section

3,72

Scale used: 1 to 5

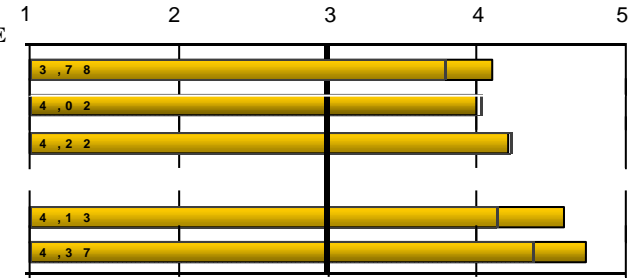
[]: Global UV Average

INFORME D'AVALUACIÓ DELS TÍTOLS OFICIALS.

(Graduate survey)

 Year of completion **2022-2023**
1005.- GRADO EN HISTORIA
DEGREE FINAL PROJECT

	Frequency Response						AVERAGE
	N/C	1	2	3	4	5	
33. The objectives of the degree final project were made clear from the beginning	0	0	0	4	9	6	4,11
34. Requirements and assessment criteria for the degree final project were suitable and published in advance	0	1	2	1	7	8	4,00
35. The mark assigned to my degree final project was suited to the requirements	0	0	3	1	4	11	4,21
Indicates your level of satisfaction with:							
36. My tutor for the degree final project	0	0	1	0	5	13	4,58
37. The degree final project that I carried out	0	0	0	0	5	14	4,74
<i>Average of section</i>							4,33



[]: Global UV Average

38. Do you have a job?

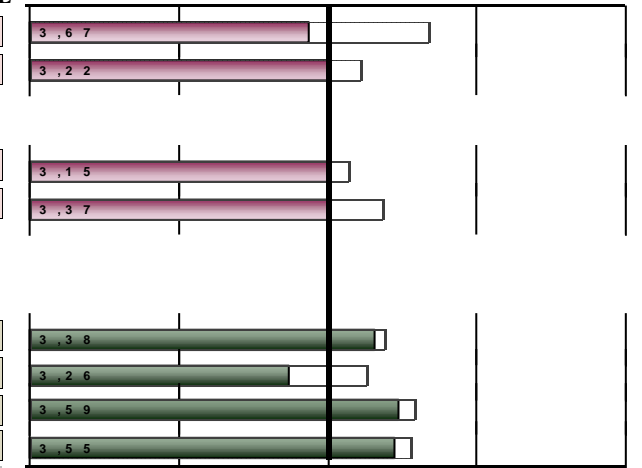
Yes	8	42,11%
No	11	57,89%


EXPECTATIONS AND OCCUPATION

If so, I believe that given the current labour market situation, the qualification that I have studied will allow me:

	Frequency Response						AVERAGE
	N/C	1	2	3	4	5	
39. (If Yes) To find a better job than the one that I have now	0	2	1	2	2	1	2,88
40. (If Not) To find the type of job for which I have prepared	3	2	1	2	1	2	3,00
Indicate to what extent the answer that you gave to the previous question is due to the following factors:							
41. The training received during the qualification studied	0	1	6	6	4	2	3,00
42. Current conditions of the labour market	0	2	7	2	5	3	3,00

	Frequency Response						AVERAGE
	N/C	1	2	3	4	5	
Quality of lecturers	0	1	2	7	8	1	3,32
Facilities and infrastructure	0	3	5	6	4	1	2,74
Satisfaction with my personal experience, both academic and extracurricular, at the University of Valencia	0	1	1	6	10	1	3,47
Would you recommend this qualification?	1	1	2	7	4	4	3,44
<i>Average of section</i>							3,24



Scale used: 1 to 5

[]: Global UV Average

INFORME D'AVALUACIÓ DELS TÍTOLS OFICIALS.

(Graduate survey)

 Year of completion **2022-2023**
1005.- GRADO EN HISTORIA

BREAKDOWN	TRAINING PROCESS / CURRICULUM								
	Only courses is over 2 surveys collected		1.The curriculum has a coherent structure and a good timing		2.The curriculum combines theoretical and practical		3...the competences developed ... adequately qualify		Average of section
	Completion course	Collected	n°surv.	average	n°surv.	average	n°surv.	average	
Aggregate	383	382	2,53	382	2,45	380	2,85	2,61	
2013-2014	44	44	2,43	44	2,32	44	2,82	2,52	
2014-2015	35	35	2,57	35	2,77	35	3,26	2,87	
2015-2016	61	61	2,41	61	2,26	60	2,68	2,45	
2016-2017	47	47	2,38	47	2,34	47	2,72	2,48	
2017-2018	34	34	2,41	34	2,38	33	2,91	2,56	
2018-2019	47	47	2,47	47	2,17	47	2,6	2,41	
2019-2020	36	36	2,69	36	2,86	36	2,89	2,81	
2020-2021	31	31	2,58	31	2,61	31	3	2,73	
2021-2022	26	26	2,65	26	2,62	26	2,88	2,72	
2022-2023	19	18	3,22	18	2,61	18	3,22	3,02	

BREAKDOWN	DEVELOPMENT OF COMPETENCES DURING YOUR STUDIES AT UNIVERSITY												
	4.I have gained knowledge and understanding in my field of study		5.I am able to apply the knowledge gained to professional		6.I am capable of gathering and interpreting data and information in		7.I am able to solve problems in complex situations in my field of study		8.I am able to communicate clearly and accurately		9.I am able to identify my educational needs and to organise my		Average of section
	Completion course	n°surv.	average	n°surv.	average	n°surv.	average	n°surv.	average	n°surv.	average	n°surv.	average
Aggregate	380	3,55	374	3,39	377	3,95	370	3,6	374	3,94	374	3,9	3,72
2013-2014	44	3,45	43	3,44	44	3,93	44	3,52	44	3,59	43	3,74	3,61
2014-2015	34	3,68	35	3,77	35	4,29	34	3,82	35	4,23	35	4,06	3,98
2015-2016	61	3,44	59	3,12	60	3,75	60	3,52	60	3,77	59	3,9	3,58
2016-2017	47	3,64	46	3,37	45	3,96	45	3,67	47	3,98	46	4,07	3,78
2017-2018	34	3,59	34	3,26	34	3,68	34	3,62	34	3,76	33	3,76	3,61
2018-2019	47	3,13	47	3,06	47	3,57	46	3,11	44	3,86	46	3,65	3,39
2019-2020	35	3,71	34	3,56	35	4,03	35	3,63	34	3,88	35	3,94	3,79
2020-2021	31	3,68	30	3,53	31	4,19	30	3,8	30	4,1	31	3,97	3,88
2021-2022	25	3,72	24	3,46	25	4,12	23	3,74	25	4,32	25	4	3,90
2022-2023	19	3,89	19	3,95	19	4,58	18	4,06	19	4,53	19	4,11	4,19

INFORME D'AVALUACIÓ DELS TÍTOLS OFICIALS.

(Graduate survey)

 Year of completion **2022-2023**
1005.- GRADO EN HISTORIA

		DEVELOPMENT OF TEACHING												
		10.The content included in the course guides was covered as planned		11.The methodologies used ...were suited to the competences		12.I think that the assessment process was suited to the competences		13.I received enough information about career opportunities		14.I felt guided and well advised...of my studies ...		15.The information published on the website was helpful		Average of section
Completion course		n°surv.	average	n°surv.	average	n°surv.	average	n°surv.	average	n°surv.	average	n°surv.	average	
Aggregate		375	3,11	372	2,9	371	3,1	366	2,19	372	2,53	360	3,16	2,83
	2013-2014	44	2,77	44	2,7	43	2,81	44	2,05	42	2,21	43	2,98	2,59
	2014-2015	33	3,3	33	3,24	33	3,39	32	2,56	33	2,79	32	3,47	3,13
	2015-2016	58	2,95	58	2,84	57	2,93	57	2,16	58	2,4	56	3,21	2,75
	2016-2017	47	3,28	46	2,85	47	3,26	47	2,17	47	2,77	45	3,84	3,02
	2017-2018	34	2,85	34	2,79	33	3,12	33	1,94	33	2,27	32	3,34	2,72
	2018-2019	46	3,02	47	2,6	47	2,74	47	2,09	46	2,26	47	2,98	2,61
	2019-2020	35	3,46	33	3,39	35	3,46	33	2,36	36	2,78	35	3,11	3,10
	2020-2021	30	3,17	30	2,73	30	3	30	2	31	2,52	27	2,63	2,67
	2021-2022	26	3,46	26	3,15	25	3,36	23	2,22	25	2,76	23	2,91	2,99
	2022-2023	19	3,05	19	2,95	19	3,32	18	2,67	19	2,89	18	2,39	2,88

		EXTERNAL INTERNSHIPS												
		17.Internships were consistent with the professional profiles of my		18.I believe that the internships helped me improve my training		19.The organisation and management of the internships was		Indicates your level of satisfaction with:						Average of section
Completion course		n°surv.	average	n°surv.	average	n°surv.	average	20. My academic tutor		21. My tutor at the host company or		22. My internships		
		n°surv.	average	n°surv.	average	n°surv.	average	n°surv.	average	n°surv.	average	n°surv.	average	
Aggregate		151	4,18	149	4,2	151	3,78	149	4,14	149	4,44	150	4,27	4,17
	2013-2014	18	4,5	18	4,44	18	3,89	18	4	18	4,56	18	4,44	4,31
	2014-2015	12	4,08	12	4,58	12	4,08	12	4,5	12	4,5	12	4,5	4,38
	2015-2016	26	4,04	26	4,15	26	3,73	26	4	26	4,27	26	4,19	4,06
	2016-2017	26	4,35	26	4,15	26	3,46	26	3,92	26	4,19	26	4,08	4,03
	2017-2018	12	3,5	12	3,58	12	3,92	12	4	12	4,42	12	3,83	3,88
	2018-2019	21	4,05	19	4,16	21	3,67	19	4,16	19	4,53	20	4,15	4,11
	2019-2020	14	4,14	14	4,29	14	3,86	14	4,5	14	4,79	14	4,57	4,36
	2020-2021	6	4,5	6	4,33	6	3,67	6	4,33	6	4,83	6	4,5	4,36
	2021-2022	10	4,6	10	4,3	10	4	10	4,2	10	4,8	10	4,7	4,43
	2022-2023	5	4,2	5	4	5	4	5	4,4	5	3,8	5	4,2	4,10

INFORME D'AVALUACIÓ DELS TÍTOLS OFICIALS.

(Graduate survey)

 Year of completion **2022-2023**
1005.- GRADO EN HISTORIA

Completion course	MOBILITY PROGRAMMES: ERASMUS, SICUE/SENECA, INTERNATIONAL PROGRAMME OR OTHERS																Average of section
	25.I believe that the academic level at the host university was suitable		26.I think that the academic recognition of my study period in the		27.Attention and information received from the LM in my mobility		28.This mobility period helped me improve my language skills		29.I believe that a mobility period is useful for the work/professional		Indicates your level of satisfaction with:				Average of section		
	n°surv.	average	n°surv.	average	n°surv.	average	n°surv.	average	n°surv.	average	n°surv.	average	n°surv.	average		n°surv.	
Aggregate	70	4,37	67	4,34	70	3,76	65	4,71	69	4,35	70	2,76	70	4,17	70	4,46	4,11
2013-2014	2	*	2	*	2	*	2	*	2	*	2	*	2	*	2	*	*
2014-2015	5	3,4	5	3,6	5	3,2	5	4,8	5	3,8	5	1,6	5	3,4	5	3,8	3,45
2015-2016	8	4,38	7	4,71	8	3,75	8	4,88	8	4,75	8	2,5	8	4	8	4,62	4,19
2016-2017	13	4,15	12	4	13	3,85	11	4,64	12	4,25	13	2,69	13	4,08	13	4,69	4,03
2017-2018	9	4,78	9	4,56	9	3,89	9	4,67	9	4,89	9	3,11	9	4,22	9	4,56	4,33
2018-2019	7	4,14	7	4	7	3,86	5	4,6	7	4,29	7	1,86	7	3,57	7	3,86	3,74
2019-2020	10	4,6	9	4,44	10	3,9	10	4,8	10	4,5	10	3,6	10	4,8	10	4,6	4,41
2020-2021	5	4,8	5	4,8	5	4	5	5	5	4,6	5	2,4	5	5	5	5	4,45
2021-2022	5	4,4	5	4,6	5	3,8	5	5	5	4	5	3,8	5	4,6	5	4,4	4,32
2022-2023	6	4,33	6	4,33	6	3,33	5	3,8	6	3,33	6	2,83	6	3,67	6	4,17	3,72

Completion course	DEGREE FINAL PROJECT										EXPECTATIONS AND OCCUPATION								
	33.The objectives of the degree final project were made clear from the		34.Requirements and assessment criteria for the final project were		35.The mark assigned to my degree final project was suited to the		Indicates your level of satisfaction with:		Average of section	39.(If Yes) To find a better job than the one that I have now		40.(If Not) To find the type of job for which I have prepared		41.The training received during the qualification studied		42.Current conditions of the labour market			
	n°surv.	average	n°surv.	average	n°surv.	average	n°surv.	average		n°surv.	average	n°surv.	average	n°surv.	average	n°surv.	average	n°surv.	average
Aggregate	370	3,65	371	3,74	368	3,85	370	4,16	372	4,3	3,94	92	2,8	223	2,32	352	2,92	353	3,26
2013-2014	44	3,14	44	3,11	42	3,36	44	3,89	44	4,11	3,52	8	2,5	27	2,15	44	2,98	43	3,35
2014-2015	31	3,97	32	3,88	32	4	32	3,94	32	4,34	4,03	8	3,12	12	2	28	2,71	28	3,32
2015-2016	57	3,61	57	3,74	57	3,79	57	4,39	57	4,33	3,97	15	2,4	32	2,38	55	2,93	54	3,2
2016-2017	47	3,91	47	3,91	47	3,96	47	4,28	47	4,38	4,09	14	2,64	31	1,97	45	2,56	45	3,44
2017-2018	33	3,58	33	3,64	33	3,73	33	4,03	33	4,03	3,80	11	3	21	2,29	32	2,97	32	3,62
2018-2019	45	3,33	45	3,64	45	3,76	44	3,98	45	4,24	3,79	7	3,29	33	2	40	3,12	42	2,95
2019-2020	35	3,6	35	3,77	35	4,06	35	4,4	35	4,37	4,04	10	3,3	23	2,83	33	2,97	33	3,18
2020-2021	31	3,81	30	3,8	31	3,68	31	4,06	31	4,26	3,92	8	2,38	17	2,53	30	3,1	29	3,14
2021-2022	26	4,04	26	4,31	24	4,5	26	4,19	26	4,5	4,30	3	3	19	2,74	23	2,83	25	3,6
2022-2023	19	4,11	19	4	19	4,21	19	4,58	19	4,74	4,33	8	2,88	8	3	19	3	19	3

INFORME D'AVALUACIÓ DELS TÍTOLS OFICIALS.
(Graduate survey)

 Year of completion **2022-2023**
1005.- GRADO EN HISTORIA

Completion course	OVERALL									
	Quality of lecturers		Facilities and infrastructure		Satisfaction with my personal experience, both academic and		Would you recommend this qualification?		Average of section	
	n°surv.	average	n°surv.	average	n°surv.	average	n°surv.	average		
Aggregate	364	3,51	365	3,19	366	3,86	358	3,53	3,52	
2013-2014	44	3,41	43	2,74	44	3,98	43	3,74	3,47	
2014-2015	30	3,8	31	3,35	31	4,23	29	3,9	3,82	
2015-2016	56	3,43	56	3,29	56	4,05	54	3,39	3,54	
2016-2017	47	3,6	47	3,55	47	4	47	3,53	3,67	
2017-2018	33	3,52	33	3,24	33	3,88	33	3,55	3,55	
2018-2019	43	3,09	43	2,86	43	3,4	43	3,09	3,11	
2019-2020	34	3,74	34	3,59	34	3,94	33	3,79	3,76	
2020-2021	30	3,53	31	3	31	3,29	31	3,13	3,24	
2021-2022	25	3,76	25	3,16	25	4,24	24	3,96	3,78	
2022-2023	19	3,32	19	2,74	19	3,47	18	3,44	3,24	

* The average item is calculated from three surveys rating.

Average of a section is calculated by weighting the number of responses for each item.