

INFORME D'AVALUACIÓ DELS TÍTOLS OFICIALS.

(Graduate survey)

Year of completion 2022-2023

1006.- GRADO EN HISTORIA DEL ARTE

Gender	Male	3	12,50%
	Female	21	87,50%
The qualification that I have completed was my first choice in my application to the University?	Yes	22	84,62%
	No	4	15,38%
Usual status during studies	Full-time student	19	73,08%
	Part-time student	7	26,92%

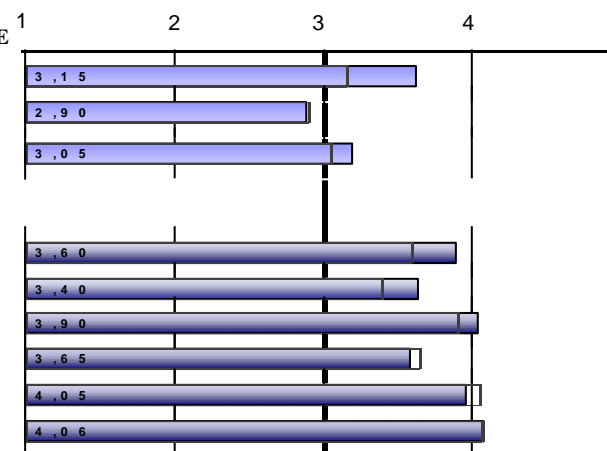
In the future, do you intend to pursue further studies?			What kind of studies?			Main reason		
Yes	18	69,23%	Degree	1	6,25%	Specialisation	12	70,59%
No	8	30,77%	Master's degree	15	93,75%	Employability	3	17,65%
			Doctorate	0	0,00%	Career development	1	5,88%
						Others	1	5,88%

Frequency Response

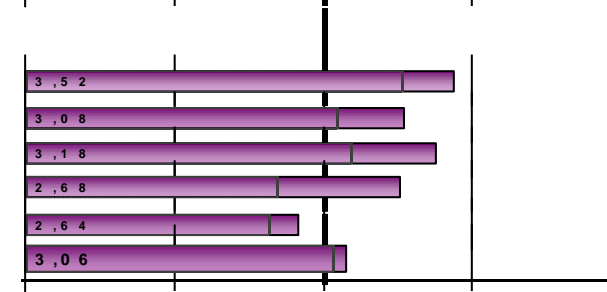
Strongly disagree....Strongly agree

TRAINING PROCESS / CURRICULUM

	N/C	1	2	3	4	5	AVERAGE
1. I think that the curriculum has a coherent structure and a good timing	0	0	2	10	10	4	3,62
2. I believe that the curriculum combines theoretical and practical knowledge adequately	0	1	9	10	4	2	2,88
3. I think that the competences developed in my qualification adequately qualify me for professional practice	1	3	2	10	7	3	3,20
<i>Average of section</i>							3,23


DEVELOPMENT OF COMPETENCES DURING YOUR STUDIES AT UNIVERSITY

	N/C	1	2	3	4	5	AVERAGE
4. I have gained knowledge and theoretical and practical understanding in my field of study	0	0	1	7	12	6	3,88
5. I am able to apply the knowledge gained to professional practice in my field of study	1	0	3	7	11	4	3,64
6. I am capable of gathering and interpreting data and information in my field of study	0	0	1	4	14	7	4,04
7. I am able to solve problems in complex situations in my field of study	0	0	1	11	12	2	3,58
8. I am able to communicate clearly and accurately	0	0	0	8	11	7	3,96
9. I am able to identify my educational needs and to organise my learning adequately	1	0	0	7	9	9	4,08
<i>Average of section</i>							3,86


DEVELOPMENT OF TEACHING

	N/C	1	2	3	4	5	AVERAGE
10. The content included in the course guides was covered as planned	1	0	1	7	11	6	3,88
11. The methodologies used in the different modules were suited to the competences required in the qualification a	2	0	3	9	8	4	3,54
12. Overall, I think that the assessment process was suited to the competences taught in the qualification	1	0	0	12	7	6	3,76
13. I received enough information about career opportunities related to my qualification	3	2	3	2	13	3	3,52
14. I felt guided and well advised throughout the development of my studies	2	6	3	6	7	2	2,83
15. The information published on the website was helpful	1	4	3	8	5	5	3,16
<i>Average of section</i>							3,45

Scale used: 1 to 5



INFORME D'AVALUACIÓ DELS TÍTOLS OFICIALS.

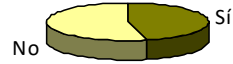
(Graduate survey)

Year of completion 2022-2023

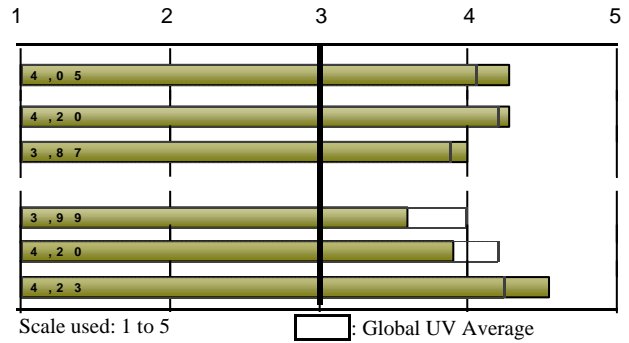
1006.- GRADO EN HISTORIA DEL ARTE

EXTERNAL INTERNSHIPS

16. Did you carry out external internships during your degree studies?	Yes	12	46,15%
	No	14	53,85%



	Frequency Response						AVERAGE	1	2	3	4	5
	N/C	1	2	3	4	5						
<i>Only those who have answered "</i>												
17. Internships were consistent with the professional profiles of my qualification	1	0	0	3	2	6	4,27	4,05				
18. I believe that the internships helped me improve my training	1	0	0	2	4	5	4,27	4,20				
19. The organisation and management of the internships was adequate	1	0	1	3	2	5	4,00	3,87				
Indicates your level of satisfaction with:												
20. My academic tutor	2	2	1	1	1	5	3,60	3,99				
21. My tutor at the host company or institution	1	2	0	1	2	6	3,91	4,20				
22. My internships	1	0	0	1	3	7	4,55	4,23				
	Average of section						4,11	Scale used: 1 to 5				



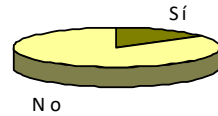
INFORME D'AVALUACIÓ DELS TÍTOLS OFICIALS.

(Graduate survey)

Year of completion 2022-2023

1006.- GRADO EN HISTORIA DEL ARTE
MOBILITY PROGRAMMES: ERASMUS, SICUE/SENECA, INTERNATIONAL PROGRAMME OR OTHERS

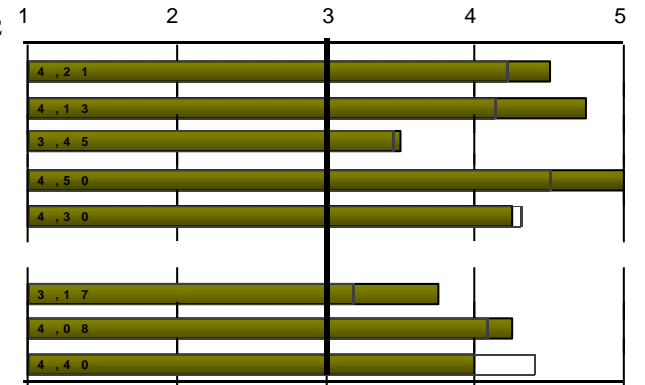
23. Did you participate in any mobility programme during your degree studies?	Yes	4	15,38%
	No	22	84,62%


Only those who have answered "
24. What mobility program you participated?

Erasmus	3	75,00%
SICUE/Séneca	1	25,00%
Programa internacional	0	0,00%
Another	0	0,00%

Frequency Response

N/C	Strongly disagree....Strongly agree					AVERAGE	
	1	2	3	4	5		
25. I believe that the academic level at the host university was suitable	0	0	0	1	0	3	4,50
26. I think that the academic recognition of my study period in the host country was adequate	0	0	0	0	1	3	4,75
27. Attention and information received from the University of Valencia before, during and after my mobility perio	0	0	0	3	0	1	3,50
28. This mobility period helped me improve my language skills	2	0	0	0	0	2	*
29. I believe that a mobility period is useful for the work/professional environment after studies	0	0	0	1	1	2	4,25



Indicates your level of satisfaction with:

N/C	Strongly dissatisfied...Strongly sa					AVERAGE	
	1	2	3	4	5		
30. The financial aid received	0	0	0	2	1	1	3,75
31. The teaching staff at the host university	0	0	0	1	1	2	4,25
32. The mobility period that I spent at another university	0	1	0	0	0	3	4,00

Average of section

4,20

Scale used: 1 to 5

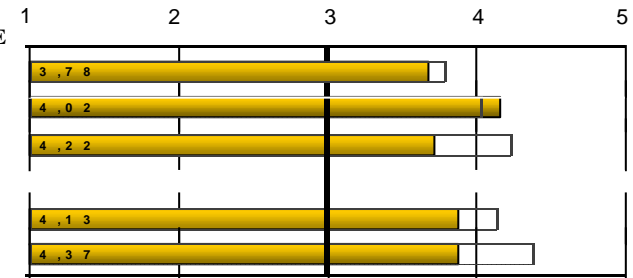
Global UV Average

INFORME D'AVALUACIÓ DELS TÍTOLS OFICIALS.

(Graduate survey)

 Year of completion **2022-2023**
1006.- GRADO EN HISTORIA DEL ARTE
DEGREE FINAL PROJECT

	Frequency Response						AVERAGE
	N/C	1	2	3	4	5	
33. The objectives of the degree final project were made clear from the beginning	1	1	6	1	9	8	3,68
34. Requirements and assessment criteria for the degree final project were suitable and published in advance	1	1	0	2	13	9	4,16
35. The mark assigned to my degree final project was suited to the requirements	1	4	2	2	6	11	3,72
Indicates your level of satisfaction with:							
36. My tutor for the degree final project	2	3	3	2	2	14	3,88
37. The degree final project that I carried out	2	2	3	3	4	12	3,88
						<i>Average of section</i>	3,86



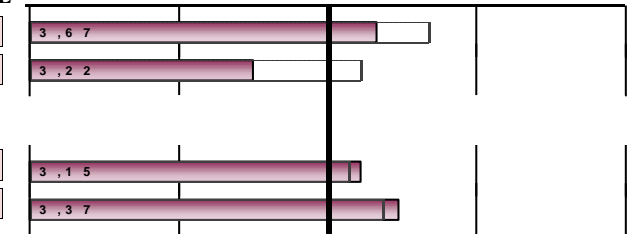
[] : Global UV Average

38. Do you have a job?	Yes	9	36,00%
	No	16	64,00%

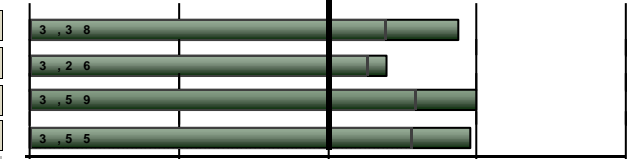

EXPECTATIONS AND OCCUPATION

If so, I believe that given the current labour market situation, the qualification that I have studied will allow me:

	Frequency Response						AVERAGE
	N/C	1	2	3	4	5	
39. (If Yes) To find a better job than the one that I have now	0	1	1	2	4	1	3,33
40. (If Not) To find the type of job for which I have prepared	4	3	1	7	1	0	2,50
Indicate to what extent the answer that you gave to the previous question is due to the following factors:							
41. The training received during the qualification studied	3	1	4	11	3	4	3,22
42. Current conditions of the labour market	5	2	3	4	7	5	3,48


OVERALL

	Frequency Response						AVERAGE
	N/C	1	2	3	4	5	
Quality of lecturers	1	0	0	7	14	4	3,88
Facilities and infrastructure	1	2	1	9	11	2	3,40
Satisfaction with my personal experience, both academic and extracurricular, at the University of Valencia	1	1	1	4	10	9	4,00
Would you recommend this qualification?	2	0	2	7	5	10	3,96
						<i>Average of section</i>	3,81



Scale used: 1 to 5

[] : Global UV Average

INFORME D'AVALUACIÓ DELS TÍTOLS OFICIALS.

(Graduate survey)

 Year of completion **2022-2023**
1006.- GRADO EN HISTORIA DEL ARTE

BREAKDOWN		TRAINING PROCESS / CURRICULUM								
		Only courses is over 2 surveys collected		1.The curriculum has a coherent structure and a good timing		2.The curriculum combines theoretical and practical		3...the competences developed ... adequately qualify		Average of section
		Completion course	Collected	n°surv.	average	n°surv.	average	n°surv.	average	
Aggregate		282	280	3,09	280	2,72	274	3	2,94	
2012-2013		3	3	2,33	3	3	3	2,67	2,67	
2013-2014		33	33	2,91	33	2,73	30	2,67	2,77	
2014-2015		24	24	2,88	24	3,04	24	2,96	2,96	
2015-2016		33	33	2,91	33	2,91	32	3,03	2,95	
2016-2017		23	23	3,17	23	2,39	23	2,91	2,83	
2017-2018		26	25	2,96	26	2,54	25	2,84	2,78	
2018-2019		31	31	3,03	31	2,65	31	3,03	2,90	
2019-2020		25	25	3,08	25	2,68	25	3	2,92	
2020-2021		28	27	3,11	26	2,42	26	3	2,85	
2021-2022		26	26	3,42	26	2,92	26	3,23	3,19	
2022-2023		26	26	3,62	26	2,88	25	3,2	3,23	

BREAKDOWN		DEVELOPMENT OF COMPETENCES DURING YOUR STUDIES AT UNIVERSITY												
		4.I have gained knowledge and understanding in my field of study		5.I am able to apply the knowledge gained to professional		6.I am capable of gathering and interpreting data and information in		7.I am able to solve problems in complex situations in my field of study		8.I am able to communicate clearly and accurately		9.I am able to identify my educational needs and to organise my		Average of section
		Completion course	n°surv.	average	n°surv.	average	n°surv.	average	n°surv.	average	n°surv.	average	n°surv.	average
Aggregate		280	3,74	278	3,56	278	4,14	278	3,77	278	4,05	276	4,08	3,89
2012-2013		3	3	3	2	3	3	3	3	3	3	3	3	2,83
2013-2014		33	3,55	33	3,48	33	4,03	33	3,61	33	3,79	32	3,91	3,73
2014-2015		24	3,58	24	3,58	23	4,09	23	3,61	22	4,09	23	4	3,82
2015-2016		32	3,75	33	3,67	33	4,18	33	3,79	33	4,33	33	4,24	3,99
2016-2017		23	3,91	23	3,65	23	4,35	22	4,05	23	4,35	23	4,26	4,09
2017-2018		26	3,77	26	3,65	26	4,19	26	4	25	3,88	25	3,68	3,86
2018-2019		31	3,68	29	3,24	30	4,23	30	3,6	31	4,1	31	4,19	3,85
2019-2020		25	3,8	25	3,76	24	4,08	25	3,88	25	3,92	25	4,36	3,97
2020-2021		27	3,59	27	3,44	27	3,93	27	3,74	27	3,93	26	3,88	3,75
2021-2022		26	4	26	3,65	26	4,38	26	3,96	26	4,19	26	4,38	4,10

Surveys collected: 26

Surveyed population: 100

Collected until: 01/03/2024

Printing date: 12/03/2024

INFORME D'AVALUACIÓ DELS TÍTOLS OFICIALS.

(Graduate survey)

 Year of completion **2022-2023**
1006.- GRADO EN HISTORIA DEL ARTE

2022-2023	26	3,88	25	3,64	26	4,04	26	3,58	26	3,96	25	4,08	3,86
DEVELOPMENT OF TEACHING													
	10.The content included in the course guides was covered as planned		11.The methodologies used ...were suited to the competences		12.I think that the assessment process was suited to the competences		13.I received enough information about career opportunities		14.I felt guided and well advised...of my studies ...		15.The information published on the website was helpful		Average of section
Completion course	n°surv.	average	n°surv.	average	n°surv.	average	n°surv.	average	n°surv.	average	n°surv.	average	
Aggregate	277	3,45	276	3,28	277	3,47	275	3,16	276	3,07	271	3,36	3,30
2012-2013	3	3	3	2,67	3	2,33	3	2,33	3	2,67	3	2,67	2,61
2013-2014	33	3,24	32	3	33	3,15	32	3,28	32	3,19	33	3,39	3,21
2014-2015	23	3,3	23	3,13	23	3,35	23	3,39	23	3,43	23	3,65	3,38
2015-2016	32	3,09	33	3,06	33	3,18	33	3,09	33	2,97	32	3,22	3,10
2016-2017	23	3,26	23	3,04	23	3,48	23	3,17	23	3,22	21	3,86	3,33
2017-2018	25	3,48	25	3,12	25	3,36	25	2,72	25	2,8	25	3,24	3,12
2018-2019	31	3,71	31	3,61	31	3,74	31	3,42	31	3,65	28	3,75	3,64
2019-2020	25	3,32	25	3,36	25	3,6	25	3,08	25	2,96	24	3,25	3,26
2020-2021	27	3,48	27	3,37	27	3,48	27	2,74	27	2,52	27	3,11	3,12
2021-2022	26	3,69	26	3,46	25	3,64	26	3,23	26	3,12	26	3,23	3,39
2022-2023	25	3,88	24	3,54	25	3,76	23	3,52	24	2,83	25	3,16	3,45

EXTERNAL INTERNSHIPS													
	17.Internships were consistent with the professional profiles of my		18.I believe that the internships helped me improve my training		19.The organisation and management of the internship was		Indicates your level of satisfaction with:				Average of section		
							20. My academic tutor		21. My tutor at the host company or		22. My internships		
Completion course	n°surv.	average	n°surv.	average	n°surv.	average	n°surv.	average	n°surv.	average	n°surv.	average	
Aggregate	183	4	183	4,04	184	3,74	178	3,95	181	4,13	183	4,1	3,99
2012-2013	2	*	2	*	2	*	2	*	2	*	2	*	*
2013-2014	18	3,83	19	3,58	19	3,32	18	4,28	18	3,56	18	3,61	3,69
2014-2015	13	4,31	13	4,54	13	4,23	13	4,31	13	4,62	13	4,38	4,40
2015-2016	23	4,35	23	4,48	23	3,78	23	3,96	22	4,45	23	4,26	4,21
2016-2017	14	3,93	13	3,85	14	4,14	14	3,71	14	4,43	14	4,07	4,02
2017-2018	17	4,29	17	4	17	3,71	16	4,19	17	3,88	17	4,12	4,03
2018-2019	24	3,96	24	4	24	3,71	21	4,19	23	4,09	24	3,96	3,98
2019-2020	21	4,19	21	4,29	21	4,14	21	3,9	21	4,57	21	4,52	4,27
2020-2021	24	3,12	24	3,42	24	3	24	3,54	24	3,67	24	3,58	3,39

INFORME D'AVALUACIÓ DELS TÍTOLS OFICIALS.

(Graduate survey)

 Year of completion **2022-2023**
1006.- GRADO EN HISTORIA DEL ARTE

2021-2022	13	4,15	13	4,15	13	3,77	13	3,69	13	4,38	13	4,31	4,08
2022-2023	11	4,27	11	4,27	11	4	10	3,6	11	3,91	11	4,55	4,11

MOBILITY PROGRAMMES: ERASMUS, SICUE/SENECA, INTERNATIONAL PROGRAMME OR OTHERS

Completion course	25.I believe that the academic level at the host university was suitable		26.I think that the academic recognition of my study period in the		27.Attention and information received from the LM in my mobility		28.This mobility period helped me improve my language skills		29.I believe that a mobility period is useful for the work/professional		Indicates your level of satisfaction with:						Average of section
	n°surv.	average	n°surv.	average	n°surv.	average	n°surv.	average	n°surv.	average	30.The financial aid received		31.The teaching staff at the host		32.The mobility period that I spent		
Aggregate	57	4,26	57	4,25	57	3,86	53	4,79	56	4,48	56	2,89	57	4,07	57	4,26	4,10
2012-2013	*	*	*	*	*	*	*	*	*	*	*	*	*	*	*	*	*
2013-2014	9	4,44	9	4,11	9	3,89	8	4,88	9	4,78	9	2,67	9	4,11	9	4,33	4,14
2014-2015	3	4,33	3	4	3	4,67	3	4,67	3	4,67	3	2,67	3	4,33	3	4,33	4,21
2015-2016	8	4,25	8	4,38	8	4,25	8	4,75	7	4,14	8	2,38	8	3,75	8	4,62	4,06
2016-2017	4	4	4	4	4	3,25	4	4,75	4	4,75	4	2,25	4	3,75	4	3,75	3,81
2017-2018	7	3,14	7	3,86	7	3,29	6	4,5	7	4,29	6	2	7	3,43	7	3,57	3,52
2018-2019	10	4,5	10	4,7	10	4,1	10	4,9	10	4,9	10	3,8	10	4,5	10	4,6	4,50
2019-2020	5	4,6	5	4,4	5	3,8	5	4,8	5	4	5	3,2	5	4,4	5	4,6	4,22
2020-2021	4	4,25	4	3,5	4	3,25	4	4,75	4	4,25	4	2,25	4	4,25	4	4,25	3,84
2021-2022	3	5	3	4,33	3	4,67	3	5	3	4,33	3	4	3	4	3	4	4,42
2022-2023	4	4,5	4	4,75	4	3,5	2	*	4	4,25	4	3,75	4	4,25	4	4	4,20

DEGREE FINAL PROJECT
EXPECTATIONS AND OCCUPATION

Completion course	33.The objectives of the degree final project were made clear from the		34.Requirements and assessment criteria for the final project were		35.The mark assigned to my degree final project was suited to the		Indicates your level of satisfaction with:		Average of section	39.(If Yes) To find a better job than the one that I have now		40.(If Not) To find the type of job for which I have prepared		41.The training received during the qualification studied		42.Current conditions of the labour market			
	n°surv.	average	n°surv.	average	n°surv.	average	n°surv.	average		n°surv.	average	n°surv.	average	n°surv.	average	n°surv.	average		
Aggregate	275	3,72	272	3,89	272	3,59	273	3,92	272	4,12	3,85	62	3,29	169	2,37	258	3,04	259	3,17
2012-2013	3	2,67	3	2,33	3	2,33	3	3	3	3	2,67	*	3	1,67	3	2	3	2,67	
2013-2014	32	3,59	32	3,53	32	3,72	31	3,55	31	3,94	3,66	5	3,4	24	2,38	29	3,03	31	3,84
2014-2015	23	3,7	23	3,91	23	3,83	23	3,74	23	4,04	3,84	5	3,6	14	2,21	20	3,25	21	2,9
2015-2016	33	3,52	32	3,69	32	3,5	33	4,12	32	4,34	3,83	7	2,43	20	2,35	31	2,97	33	3,21
2016-2017	23	3,65	23	4,13	22	3,5	23	3,83	23	4,3	3,89	6	2,67	14	2,36	20	2,95	18	3,06
2017-2018	24	3,46	24	3,79	24	3,71	24	4,08	24	3,96	3,80	5	2,4	16	2,44	24	2,62	24	3,08
2018-2019	31	4,06	31	3,97	30	3,4	31	3,87	31	4,35	3,94	5	4,4	19	2,32	31	3	30	2,8
2019-2020	25	4,08	24	3,96	25	3,4	25	3,96	25	4,2	3,92	5	3,6	17	2,24	23	2,83	23	3,04

Surveys collected: 26

Surveyed population: 100

Collected until: 01/03/2024

Printing date: 12/03/2024

INFORME D'AVALUACIÓ DELS TÍTOLS OFICIALS.
(Graduate survey)

Year of completion 2022-2023		1006.- GRADO EN HISTORIA DEL ARTE																		
2020-2021	27	3,52	26	3,81	27	3,63	27	3,85	27	4,15	3,79	7	3,43	14	2,57	26	3,42	26	2,96	
2021-2022	26	3,88	26	4,15	26	3,65	26	4,31	26	4,08	4,02	6	3,67	14	2,43	24	3,25	25	3,4	
2022-2023	25	3,68	25	4,16	25	3,72	24	3,88	24	3,88	3,86	9	3,33	12	2,5	23	3,22	21	3,48	

OVERALL										
Completion course	Quality of lecturers		Facilities and infrastructure		Satisfaction with my personal experience, both academic and		Would you recommend this qualification?		Average of section	
	n°surv.	average	n°surv.	average	n°surv.	average	n°surv.	average		
Aggregate	268	3,69	270	3,4	269	4,07	268	4	3,79	
2012-2013	2	*	2	*	2	*	2	*	2,25	
2013-2014	33	3,52	33	3,58	31	4,06	31	3,81	3,73	
2014-2015	22	3,36	21	3,19	22	3,91	22	4	3,62	
2015-2016	33	3,67	33	3,39	33	4,18	33	4,09	3,83	
2016-2017	22	3,64	22	3,27	22	4,09	22	4,14	3,78	
2017-2018	24	3,67	24	3,5	24	4,17	24	3,96	3,82	
2018-2019	26	3,92	29	3,76	29	4,28	29	4,31	4,07	
2019-2020	24	3,71	24	3,25	24	3,79	24	3,96	3,68	
2020-2021	27	3,74	27	3,26	27	4,04	27	3,78	3,70	
2021-2022	26	3,73	26	3,27	26	4,23	26	4,19	3,86	
2022-2023	25	3,88	25	3,4	25	4	24	3,96	3,81	

* The average item is calculated from three surveys rating.

Average of a section is calculated by weighting the number of responses for each item.