

INFORME D'AVALUACIÓ DELS TÍTOLS OFICIALS.

(Graduate survey)

Year of completion 2022-2023

1105.- GRADO EN FÍSICA

| | | | |
|--|-------------------|----|--------|
| Gender | Male | 10 | 66,67% |
| | Female | 5 | 33,33% |
| The qualification that I have completed was my first choice in my application to the University? | Yes | 17 | 89,47% |
| | No | 2 | 10,53% |
| Usual status during studies | Full-time student | 15 | 78,95% |
| | Part-time student | 4 | 21,05% |

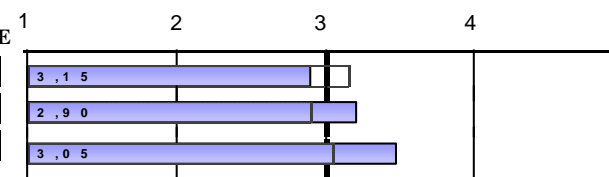
| | | | |
|---|-----------------------|--------|---------|
| In the future, do you intend to pursue further studies? | Yes | 16 | 84,21% |
| | No | 3 | 15,79% |
| | What kind of studies? | | |
| Degree | | 0 | 0,00% |
| Master's degree | | 16 | 100,00% |
| Doctorate | | 0 | 0,00% |
| Main reason | | | |
| Specialisation | 9 | 56,25% | |
| Employability | 7 | 43,75% | |
| Career development | 0 | 0,00% | |
| Others | 0 | 0,00% | |

Frequency Response


Strongly disagree....Strongly agree

TRAINING PROCESS / CURRICULUM

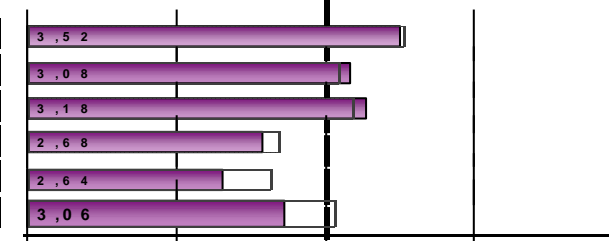
| | N/C | 1 | 2 | 3 | 4 | 5 | AVERAGE |
|---|-----|---|---|---|---|---|-------------|
| 1. I think that the curriculum has a coherent structure and a good timing | 0 | 3 | 5 | 3 | 7 | 1 | 2,89 |
| 2. I believe that the curriculum combines theoretical and practical knowledge adequately | 0 | 1 | 5 | 5 | 5 | 3 | 3,21 |
| 3. I think that the competences developed in my qualification adequately qualify me for professional practice | 0 | 0 | 5 | 4 | 6 | 4 | 3,47 |
| <i>Average of section</i> | | | | | | | 3,19 |


DEVELOPMENT OF COMPETENCES DURING YOUR STUDIES AT UNIVERSITY

| | N/C | 1 | 2 | 3 | 4 | 5 | AVERAGE |
|---|-----|---|---|---|---|---|-------------|
| 4. I have gained knowledge and theoretical and practical understanding in my field of study | 0 | 0 | 2 | 4 | 8 | 5 | 3,84 |
| 5. I am able to apply the knowledge gained to professional practice in my field of study | 0 | 3 | 1 | 4 | 8 | 3 | 3,37 |
| 6. I am capable of gathering and interpreting data and information in my field of study | 0 | 0 | 2 | 1 | 7 | 9 | 4,21 |
| 7. I am able to solve problems in complex situations in my field of study | 0 | 0 | 4 | 1 | 8 | 6 | 3,84 |
| 8. I am able to communicate clearly and accurately | 0 | 0 | 3 | 4 | 6 | 6 | 3,79 |
| 9. I am able to identify my educational needs and to organise my learning adequately | 0 | 0 | 1 | 4 | 8 | 6 | 4,00 |
| <i>Average of section</i> | | | | | | | 3,84 |


DEVELOPMENT OF TEACHING

| | N/C | 1 | 2 | 3 | 4 | 5 | AVERAGE |
|--|-----|---|---|---|----|---|-------------|
| 10. The content included in the course guides was covered as planned | 1 | 1 | 2 | 3 | 11 | 1 | 3,50 |
| 11. The methodologies used in the different modules were suited to the competences required in the qualification a | 1 | 1 | 4 | 5 | 7 | 1 | 3,17 |
| 12. Overall, I think that the assessment process was suited to the competences taught in the qualification | 1 | 1 | 5 | 2 | 8 | 2 | 3,28 |
| 13. I received enough information about career opportunities related to my qualification | 0 | 3 | 6 | 7 | 2 | 1 | 2,58 |
| 14. I felt guided and well advised throughout the development of my studies | 0 | 5 | 5 | 7 | 2 | 0 | 2,32 |
| 15. The information published on the website was helpful | 1 | 5 | 2 | 4 | 7 | 0 | 2,72 |
| <i>Average of section</i> | | | | | | | 2,92 |



Scale used: 1 to 5

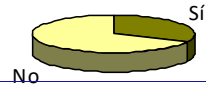
 Global UV Average







INFORME D'AVALUACIÓ DELS TÍTOLS OFICIALS.


(Graduate survey)

 Year of completion **2022-2023**
1105.- GRADO EN FÍSICA
EXTERNAL INTERNSHIPS

| | | | |
|--|-----|----|--------|
| 16. Did you carry out external internships during your degree studies? | Yes | 6 | 31,58% |
| | No | 13 | 68,42% |



| | Frequency Response | | | | | | AVERAGE | 1 | 2 | 3 | 4 | 5 |
|--|--------------------|---|---|---|---|---|---------|---|---|---|---|---|
| | N/C | 1 | 2 | 3 | 4 | 5 | | | | | | |
| <i>Only those who have answered "</i> | | | | | | | | | | | | |
| 17. Internships were consistent with the professional profiles of my qualification | 0 | 0 | 0 | 1 | 4 | 1 | 4,00 |  | | | | |
| 18. I believe that the internships helped me improve my training | 0 | 0 | 1 | 1 | 3 | 1 | 3,67 |  | | | | |
| 19. The organisation and management of the internships was adequate | 0 | 0 | 1 | 4 | 0 | 1 | 3,17 |  | | | | |
| Indicates your level of satisfaction with: | | | | | | | | | | | | |
| 20. My academic tutor | 0 | 0 | 1 | 2 | 1 | 2 | 3,67 |  | | | | |
| 21. My tutor at the host company or institution | 0 | 0 | 1 | 1 | 1 | 3 | 4,00 |  | | | | |
| 22. My internships | 0 | 0 | 1 | 0 | 3 | 2 | 4,00 |  | | | | |
| <i>Average of section</i> | | | | | | | 3,75 | Scale used: 1 to 5 | | | | |

: Global UV Average

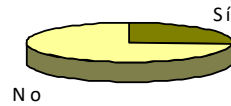
INFORME D'AVALUACIÓ DELS TÍTOLS OFICIALS.

(Graduate survey)

Year of completion 2022-2023

1105.- GRADO EN FÍSICA
MOBILITY PROGRAMMES: ERASMUS, SICUE/SENECA, INTERNATIONAL PROGRAMME OR OTHERS

| | | | |
|---|-----|----|--------|
| 23. Did you participate in any mobility programme during your degree studies? | Yes | 5 | 26,32% |
| | No | 14 | 73,68% |


Only those who have answered "
24. What mobility program you participated?

| | | |
|------------------------|---|---------|
| Erasmus | 5 | 100,00% |
| SICUE/Séneca | 0 | 0,00% |
| Programa internacional | 0 | 0,00% |
| Another | 0 | 0,00% |

Frequency Response

Strongly disagree....Strongly agree

| N/C | 1 | 2 | 3 | 4 | 5 | AVERAGE | |
|--|---|---|---|---|---|---------|------|
| 25. I believe that the academic level at the host university was suitable | 0 | 0 | 0 | 0 | 1 | 4 | 4,80 |
| 26. I think that the academic recognition of my study period in the host country was adequate | 0 | 0 | 1 | 0 | 1 | 3 | 4,20 |
| 27. Attention and information received from the University of Valencia before, during and after my mobility period | 0 | 0 | 0 | 0 | 4 | 1 | 4,20 |
| 28. This mobility period helped me improve my language skills | 0 | 0 | 1 | 0 | 0 | 4 | 4,40 |
| 29. I believe that a mobility period is useful for the work/professional environment after studies | 0 | 0 | 0 | 0 | 3 | 2 | 4,40 |

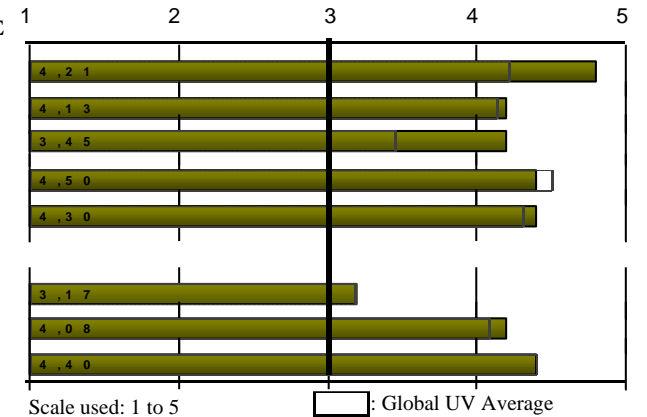
Strongly dissatisfied...Strongly satisfied

Indicates your level of satisfaction with:

| N/C | 1 | 2 | 3 | 4 | 5 | AVERAGE | |
|--|---|---|---|---|---|---------|------|
| 30. The financial aid received | 0 | 0 | 1 | 2 | 2 | 0 | 3,20 |
| 31. The teaching staff at the host university | 0 | 0 | 0 | 1 | 2 | 2 | 4,20 |
| 32. The mobility period that I spent at another university | 0 | 0 | 0 | 1 | 1 | 3 | 4,40 |

Average of section

4,22

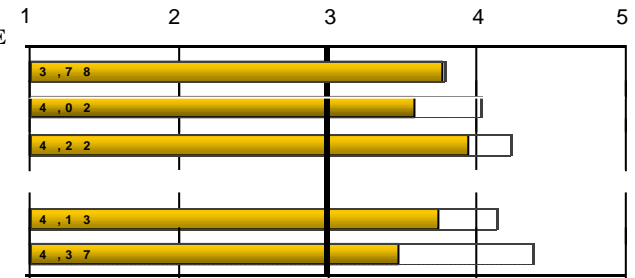


INFORME D'AVALUACIÓ DELS TÍTOLS OFICIALS.

(Graduate survey)

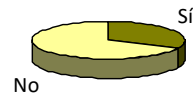
 Year of completion **2022-2023**
1105.- GRADO EN FÍSICA
DEGREE FINAL PROJECT

| | Frequency Response | | | | | | AVERAGE |
|--|--------------------|---|---|---|---|----|-------------|
| | N/C | 1 | 2 | 3 | 4 | 5 | |
| 33. The objectives of the degree final project were made clear from the beginning | 2 | 2 | 2 | 0 | 7 | 6 | 3,76 |
| 34. Requirements and assessment criteria for the degree final project were suitable and published in advance | 2 | 3 | 2 | 1 | 4 | 7 | 3,59 |
| 35. The mark assigned to my degree final project was suited to the requirements | 1 | 2 | 1 | 1 | 6 | 8 | 3,94 |
| Indicates your level of satisfaction with: | | | | | | | |
| 36. My tutor for the degree final project | 0 | 5 | 0 | 1 | 2 | 11 | 3,74 |
| 37. The degree final project that I carried out | 0 | 5 | 0 | 2 | 5 | 7 | 3,47 |
| Average of section | | | | | | | 3,70 |



[White Box]: Global UV Average

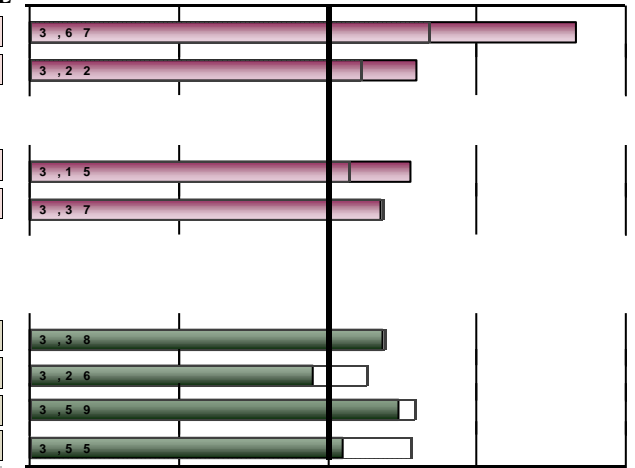
| | | | |
|-------------------------------|------------|----|---------------|
| 38. Do you have a job? | Yes | 6 | 31,58% |
| | No | 13 | 68,42% |


EXPECTATIONS AND OCCUPATION

If so, I believe that given the current labour market situation, the qualification that I have studied will allow me:

| | Frequency Response | | | | | | AVERAGE |
|--|--------------------|---|---|---|---|---|---------|
| | N/C | 1 | 2 | 3 | 4 | 5 | |
| 39. (If Yes) To find a better job than the one that I have now | 0 | 0 | 0 | 0 | 2 | 4 | 4,67 |
| 40. (If Not) To find the type of job for which I have prepared | 3 | 0 | 1 | 3 | 5 | 1 | 3,60 |
| Indicate to what extent the answer that you gave to the previous question is due to the following factors: | | | | | | | |
| 41. The training received during the qualification studied | 1 | 0 | 3 | 5 | 7 | 3 | 3,56 |
| 42. Current conditions of the labour market | 2 | 2 | 1 | 5 | 7 | 2 | 3,35 |

None..... Completely

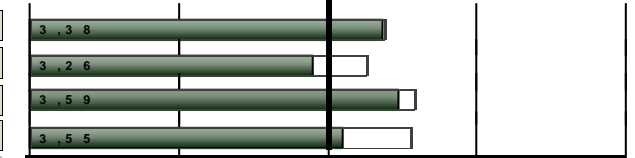


Scale used: 1 to 5

[White Box]: Global UV Average

OVERALL

| | Frequency Response | | | | | | AVERAGE |
|--|--------------------|---|---|---|----|---|-------------|
| | N/C | 1 | 2 | 3 | 4 | 5 | |
| Quality of lecturers | 0 | 1 | 2 | 7 | 7 | 2 | 3,37 |
| Facilities and infrastructure | 0 | 3 | 3 | 7 | 5 | 1 | 2,89 |
| Satisfaction with my personal experience, both academic and extracurricular, at the University of Valencia | 0 | 3 | 1 | 2 | 10 | 3 | 3,47 |
| Would you recommend this qualification? | 0 | 2 | 3 | 7 | 5 | 2 | 3,11 |
| Average of section | | | | | | | 3,21 |



INFORME D'AVALUACIÓ DELS TÍTOLS OFICIALS.

(Graduate survey)

 Year of completion **2022-2023**
1105.- GRADO EN FÍSICA

| | | TRAINING PROCESS / CURRICULUM | | | | | | | |
|-----------|-------------------|--|---|---------|---|---------|--|---------|--------------------|
| BREAKDOWN | Completion course | Only courses is over 2 surveys collected | 1.The curriculum has a coherent structure and a good timing | | 2.The curriculum combines theoretical and practical | | 3...the competences developed ... adequately qualify | | Average of section |
| | | | n°surv. | average | n°surv. | average | n°surv. | average | |
| | Aggregate | 236 | 235 | 2,97 | 236 | 3,25 | 230 | 3,31 | 3,18 |
| | 2013-2014 | 20 | 20 | 3,75 | 20 | 3,9 | 20 | 3,8 | 3,82 |
| | 2014-2015 | 17 | 17 | 2,76 | 17 | 3,18 | 17 | 3,24 | 3,06 |
| | 2015-2016 | 26 | 26 | 2,92 | 26 | 3,35 | 25 | 3,4 | 3,22 |
| | 2016-2017 | 16 | 16 | 3,31 | 16 | 3,38 | 16 | 3,31 | 3,33 |
| | 2017-2018 | 23 | 23 | 2,61 | 23 | 2,96 | 22 | 3,27 | 2,94 |
| | 2018-2019 | 35 | 35 | 2,63 | 35 | 3,03 | 34 | 3,24 | 2,96 |
| | 2019-2020 | 31 | 30 | 2,83 | 31 | 3,03 | 30 | 2,97 | 2,95 |
| | 2020-2021 | 21 | 21 | 3,24 | 21 | 3,43 | 20 | 3,25 | 3,31 |
| | 2021-2022 | 27 | 27 | 3,15 | 27 | 3,33 | 26 | 3,38 | 3,29 |
| | 2022-2023 | 19 | 19 | 2,89 | 19 | 3,21 | 19 | 3,47 | 3,19 |

| | | DEVELOPMENT OF COMPETENCES DURING YOUR STUDIES AT UNIVERSITY | | | | | | | | | | | | | |
|-------------------|---------|--|--|---------|---|---------|--|---------|--|---------|---|---------|---|---------|--------------------|
| Completion course | n°surv. | average | 4.I have gained knowledge and understanding in my field of study | | 5.I am able to apply the knowledge gained to professional | | 6.I am capable of gathering and interpreting data and information in | | 7.I am able to solve problems in complex situations in my field of study | | 8.I am able to communicate clearly and accurately | | 9.I am able to identify my educational needs and to organise my | | Average of section |
| | | | n°surv. | average | n°surv. | average | n°surv. | average | n°surv. | average | n°surv. | average | n°surv. | average | |
| Aggregate | 236 | 3,69 | 227 | 3,21 | 236 | 4,14 | 235 | 3,91 | 235 | 3,83 | 231 | 4,08 | | 3,81 | |
| 2013-2014 | 20 | 4,1 | 20 | 3,8 | 20 | 4,45 | 20 | 4,25 | 20 | 4,1 | 20 | 4,15 | | 4,14 | |
| 2014-2015 | 17 | 3,76 | 17 | 3,41 | 17 | 4,12 | 17 | 4,12 | 16 | 3,88 | 16 | 4 | | 3,88 | |
| 2015-2016 | 26 | 3,81 | 24 | 3,25 | 26 | 4,31 | 26 | 4,15 | 26 | 4 | 26 | 4,27 | | 3,97 | |
| 2016-2017 | 16 | 4 | 15 | 3,4 | 16 | 4,38 | 16 | 4 | 16 | 4 | 16 | 4,12 | | 3,99 | |
| 2017-2018 | 23 | 3,74 | 22 | 3,23 | 23 | 4,04 | 22 | 3,91 | 23 | 3,91 | 23 | 4,09 | | 3,82 | |
| 2018-2019 | 35 | 3,29 | 34 | 2,85 | 35 | 3,86 | 35 | 3,4 | 35 | 3,43 | 33 | 4,27 | | 3,51 | |
| 2019-2020 | 31 | 3,35 | 29 | 2,59 | 31 | 3,87 | 31 | 3,58 | 31 | 3,55 | 31 | 3,81 | | 3,47 | |
| 2020-2021 | 21 | 3,9 | 21 | 3,76 | 21 | 4,57 | 21 | 4,14 | 21 | 3,9 | 20 | 4,05 | | 4,06 | |
| 2021-2022 | 27 | 3,67 | 25 | 3,04 | 27 | 4,04 | 27 | 4,19 | 27 | 4,11 | 27 | 4 | | 3,85 | |
| 2022-2023 | 19 | 3,84 | 19 | 3,37 | 19 | 4,21 | 19 | 3,84 | 19 | 3,79 | 19 | 4 | | 3,84 | |

INFORME D'AVALUACIÓ DELS TÍTOLS OFICIALS.

(Graduate survey)

 Year of completion **2022-2023**
1105.- GRADO EN FÍSICA

| | | DEVELOPMENT OF TEACHING | | | | | | | | | | | | |
|-------------------|-----------|---|---------|---|---------|--|---------|---|---------|---|---------|---|---------|--------------------|
| | | 10.The content included in the course guides was covered as planned | | 11.The methodologies used ...were suited to the competences | | 12.I think that the assessment process was suited to the competences | | 13.I received enough information about career opportunities | | 14.I felt guided and well advised...of my studies ... | | 15.The information published on the website was helpful | | Average of section |
| Completion course | | n°surv. | average | n°surv. | average | n°surv. | average | n°surv. | average | n°surv. | average | n°surv. | average | |
| Aggregate | | 224 | 3,38 | 225 | 3,06 | 231 | 3,16 | 230 | 2,58 | 230 | 2,67 | 214 | 3 | 2,97 |
| | 2013-2014 | 20 | 3,55 | 18 | 3,56 | 19 | 3,74 | 19 | 2,89 | 19 | 3,16 | 18 | 3 | 3,32 |
| | 2014-2015 | 14 | 3,64 | 15 | 3,27 | 16 | 3,44 | 16 | 2,38 | 16 | 3,19 | 14 | 3,14 | 3,16 |
| | 2015-2016 | 26 | 3,27 | 26 | 3,04 | 26 | 3,35 | 26 | 2,65 | 26 | 2,92 | 25 | 3,28 | 3,08 |
| | 2016-2017 | 14 | 3,57 | 15 | 3,27 | 15 | 3,07 | 15 | 2,4 | 15 | 2,67 | 14 | 3,29 | 3,03 |
| | 2017-2018 | 20 | 2,95 | 21 | 3,05 | 22 | 3 | 22 | 2,73 | 21 | 2,48 | 21 | 2,76 | 2,83 |
| | 2018-2019 | 33 | 3,18 | 33 | 2,45 | 35 | 2,6 | 35 | 2,69 | 35 | 2,51 | 34 | 2,97 | 2,73 |
| | 2019-2020 | 31 | 3,1 | 31 | 2,65 | 31 | 2,84 | 30 | 2,07 | 31 | 2,29 | 26 | 2,73 | 2,61 |
| | 2020-2021 | 20 | 3,8 | 21 | 3,71 | 21 | 3,57 | 21 | 2,29 | 21 | 2,38 | 19 | 3 | 3,12 |
| | 2021-2022 | 27 | 3,63 | 26 | 3,19 | 27 | 3,3 | 26 | 3,08 | 26 | 3,08 | 25 | 3,16 | 3,24 |
| | 2022-2023 | 18 | 3,5 | 18 | 3,17 | 18 | 3,28 | 19 | 2,58 | 19 | 2,32 | 18 | 2,72 | 2,92 |

| | | EXTERNAL INTERNSHIPS | | | | | | | | | | | | |
|-------------------|-----------|---|---------|---|---------|---|---------|--|---------|-------------------------------------|---------|--------------------|---------|--------------------|
| | | 17.Internships were consistent with the professional profiles of my | | 18.I believe that the internships helped me improve my training | | 19.The organisation and management of the internships was | | Indicates your level of satisfaction with: | | | | | | Average of section |
| Completion course | | n°surv. | average | n°surv. | average | n°surv. | average | 20. My academic tutor | | 21. My tutor at the host company or | | 22. My internships | | |
| | | n°surv. | average | n°surv. | average | n°surv. | average | n°surv. | average | n°surv. | average | n°surv. | average | |
| Aggregate | | 74 | 3,99 | 74 | 4 | 73 | 3,58 | 74 | 4,22 | 72 | 4,28 | 73 | 4,15 | 4,03 |
| | 2013-2014 | 3 | 4,67 | 3 | 4,67 | 3 | 4,67 | 3 | 4,67 | 3 | 4,33 | 3 | 4,33 | 4,56 |
| | 2014-2015 | 7 | 3,43 | 7 | 3,86 | 7 | 2,86 | 7 | 4 | 7 | 4,43 | 7 | 4,57 | 3,86 |
| | 2015-2016 | 7 | 4,29 | 7 | 4,14 | 7 | 4 | 7 | 4,29 | 7 | 4,71 | 7 | 3,86 | 4,21 |
| | 2016-2017 | 8 | 4,12 | 8 | 4,5 | 7 | 4 | 8 | 4,25 | 8 | 5 | 8 | 4,62 | 4,43 |
| | 2017-2018 | 10 | 3,6 | 10 | 3,7 | 10 | 3,6 | 10 | 3,8 | 9 | 3,89 | 9 | 4,33 | 3,81 |
| | 2018-2019 | 15 | 3,93 | 15 | 3,67 | 15 | 3,53 | 15 | 4,4 | 14 | 3,71 | 15 | 3,73 | 3,83 |
| | 2019-2020 | 7 | 4,14 | 7 | 4 | 7 | 3 | 7 | 4,57 | 7 | 4 | 7 | 4 | 3,95 |
| | 2020-2021 | 5 | 4 | 5 | 4 | 5 | 3,6 | 5 | 3,8 | 5 | 5 | 5 | 4,6 | 4,17 |
| | 2021-2022 | 5 | 4,6 | 5 | 4,8 | 5 | 4 | 5 | 4,8 | 5 | 4,8 | 5 | 4 | 4,50 |
| | 2022-2023 | 6 | 4 | 6 | 3,67 | 6 | 3,17 | 6 | 3,67 | 6 | 4 | 6 | 4 | 3,75 |

INFORME D'AVALUACIÓ DELS TÍTOLS OFICIALS.

(Graduate survey)

 Year of completion **2022-2023**
1105.- GRADO EN FÍSICA

| | | MOBILITY PROGRAMMES: ERASMUS, SICUE/SENECA, INTERNATIONAL PROGRAMME OR OTHERS | | | | | | | | | | | | | | | | | | |
|-------------------|--|---|---------|--|---------|---|---------|--|---------|---|---|--|---|-----------------------------------|---|-------------------------------------|--|---------|---------|------|
| | | 25.I believe that the academic level at the host university was suitable | | 26.I think that the academic recognition of my study period in the | | 27.Attention and information received from the ILM in my mobility | | 28.This mobility period helped me improve my language skills | | 29.I believe that a mobility period is useful for the work/professional | | Indicates your level of satisfaction with: | | | | Average of section | | | | |
| Completion course | | n°surv. | average | n°surv. | average | n°surv. | average | n°surv. | average | n°surv. | average | 30.The financial aid received | | 31.The teaching staff at the host | | 32.The mobility period that I spent | | | | |
| | | | | | | | | | | | | n°surv. | average | n°surv. | average | n°surv. | average | | | |
| Aggregate | | 71 | 4,23 | 68 | 4,32 | 70 | 4,01 | 70 | 4,61 | 70 | 4,53 | 71 | 2,69 | 69 | 4,07 | 70 | 4,41 | 4,11 | | |
| 2013-2014 | | 6 | 4,67 | 6 | 4,67 | 6 | 4,17 | 6 | 4,83 | 6 | 5 | 6 | 2,5 | 6 | 4,5 | 6 | 4,5 | 4,35 | | |
| 2014-2015 | | 5 | 4,2 | 5 | 4,8 | 5 | 4,4 | 5 | 4,8 | 5 | 4,6 | 5 | 1,8 | 5 | 4 | 5 | 4,6 | 4,15 | | |
| 2015-2016 | | 7 | 4,14 | 7 | 4,86 | 7 | 4,43 | 7 | 5 | 7 | 5 | 7 | 3,29 | 7 | 4,29 | 7 | 4,86 | 4,48 | | |
| 2016-2017 | | 5 | 4,2 | 5 | 3,6 | 5 | 4,2 | 5 | 4,4 | 5 | 4,2 | 5 | 2,2 | 4 | 4,25 | 5 | 4,2 | 3,90 | | |
| 2017-2018 | | 9 | 4,22 | 9 | 4,56 | 9 | 3,67 | 8 | 4,75 | 8 | 4,5 | 9 | 2,22 | 9 | 4,11 | 9 | 4,56 | 4,06 | | |
| 2018-2019 | | 14 | 3,43 | 14 | 4,29 | 14 | 4,21 | 14 | 4,14 | 14 | 4,29 | 14 | 3,36 | 14 | 3,71 | 13 | 4,08 | 3,94 | | |
| 2019-2020 | | 12 | 4,5 | 11 | 3,82 | 11 | 3,36 | 12 | 4,67 | 12 | 4,33 | 12 | 2,58 | 11 | 4,09 | 12 | 4,17 | 3,95 | | |
| 2020-2021 | | 2 | * | 1 | * | 2 | * | 2 | * | 2 | * | 2 | * | 2 | * | 2 | * | * | | |
| 2021-2022 | | 6 | 4,5 | 5 | 4,8 | 6 | 4,17 | 6 | 4,83 | 6 | 4,67 | 6 | 2,67 | 6 | 4 | 6 | 5 | 4,32 | | |
| 2022-2023 | | 5 | 4,8 | 5 | 4,2 | 5 | 4,2 | 5 | 4,4 | 5 | 4,4 | 5 | 3,2 | 5 | 4,2 | 5 | 4,4 | 4,22 | | |
| | | DEGREE FINAL PROJECT | | | | | | | | | | EXPECTATIONS AND OCCUPATION | | | | | | | | |
| | | 33.The objectives of the degree final project were made clear from the | | 34.Requirements and assessment criteria for the final project were | | 35.The mark assigned to my degree final project was suited to the | | Indicates your level of satisfaction with: | | Average of section | 39.(If Yes) To find a better job than the one that I have now | | 40.(If Not) To find the type of job for which I have prepared | | 41.The training received during the qualification studied | | 42.Current conditions of the labour market | | | |
| Completion course | | n°surv. | average | n°surv. | average | n°surv. | average | n°surv. | average | n°surv. | average | n°surv. | average | n°surv. | average | n°surv. | average | n°surv. | average | |
| Aggregate | | 213 | 4,13 | 212 | 4,05 | 211 | 4,07 | 216 | 4,28 | 215 | 4,36 | 4,18 | 26 | 4 | 169 | 3,21 | 215 | 3,07 | 210 | 3,43 |
| 2013-2014 | | 17 | 4,29 | 17 | 4,29 | 16 | 4,31 | 17 | 4,53 | 17 | 4,71 | 4,43 | 1 | * | 17 | 3,24 | 19 | 3,21 | 18 | 3,5 |
| 2014-2015 | | 15 | 4,13 | 15 | 4,13 | 15 | 4 | 15 | 4,47 | 15 | 4,8 | 4,31 | 1 | * | 10 | 3 | 16 | 3,12 | 16 | 3,12 |
| 2015-2016 | | 24 | 4,12 | 24 | 3,96 | 24 | 4,04 | 24 | 4,62 | 24 | 4,5 | 4,25 | 3 | 4,67 | 20 | 3,3 | 25 | 2,84 | 25 | 3,28 |
| 2016-2017 | | 13 | 4,23 | 13 | 4,62 | 13 | 4,54 | 13 | 4,69 | 13 | 4,54 | 4,52 | 1 | * | 11 | 3,09 | 13 | 3,15 | 13 | 4 |
| 2017-2018 | | 20 | 4,15 | 21 | 3,86 | 21 | 3,95 | 21 | 4,38 | 21 | 4,33 | 4,13 | 4 | 3,25 | 14 | 3,57 | 19 | 3,21 | 18 | 3,33 |
| 2018-2019 | | 33 | 3,94 | 31 | 3,87 | 33 | 4,12 | 33 | 3,79 | 33 | 4,12 | 3,97 | 3 | 4 | 24 | 2,88 | 28 | 3,18 | 27 | 3,15 |
| 2019-2020 | | 27 | 4,15 | 27 | 3,85 | 26 | 3,35 | 27 | 4,44 | 27 | 4,44 | 4,05 | 3 | 3,67 | 24 | 2,92 | 29 | 2,66 | 29 | 3,34 |
| 2020-2021 | | 21 | 4,19 | 21 | 4,43 | 21 | 4,33 | 21 | 4,38 | 21 | 4,57 | 4,38 | 3 | 3,33 | 16 | 3,44 | 21 | 3,19 | 21 | 3,95 |
| 2021-2022 | | 25 | 4,36 | 25 | 4,24 | 24 | 4,42 | 25 | 4,12 | 24 | 4,38 | 4,30 | 1 | * | 22 | 3,45 | 26 | 2,92 | 25 | 3,48 |
| 2022-2023 | | 17 | 3,76 | 17 | 3,59 | 18 | 3,94 | 19 | 3,74 | 19 | 3,47 | 3,70 | 6 | 4,67 | 10 | 3,6 | 18 | 3,56 | 17 | 3,35 |

INFORME D'AVALUACIÓ DELS TÍTOLS OFICIALS.
(Graduate survey)

 Year of completion **2022-2023**
1105.- GRADO EN FÍSICA

| Completion course | OVERALL | | | | | | | | | |
|-------------------|----------------------|---------|-------------------------------|---------|---|---------|---|---------|--------------------|--|
| | Quality of lecturers | | Facilities and infrastructure | | Satisfaction with my personal experience, both academic and | | Would you recommend this qualification? | | Average of section | |
| | n°surv. | average | n°surv. | average | n°surv. | average | n°surv. | average | | |
| Aggregate | 220 | 3,34 | 223 | 2,87 | 223 | 3,69 | 219 | 3,66 | 3,39 | |
| 2013-2014 | 19 | 3,84 | 19 | 3,21 | 19 | 4,37 | 19 | 4,37 | 3,95 | |
| 2014-2015 | 16 | 3,94 | 16 | 2,94 | 16 | 4,31 | 16 | 4,19 | 3,84 | |
| 2015-2016 | 26 | 3,65 | 26 | 3,12 | 26 | 3,62 | 26 | 3,96 | 3,59 | |
| 2016-2017 | 14 | 4 | 14 | 3,14 | 14 | 4,14 | 14 | 3,93 | 3,80 | |
| 2017-2018 | 21 | 3,33 | 21 | 2,71 | 21 | 3,67 | 21 | 3,86 | 3,39 | |
| 2018-2019 | 28 | 2,79 | 31 | 2,68 | 31 | 3,48 | 31 | 3,39 | 3,09 | |
| 2019-2020 | 30 | 2,77 | 30 | 2,67 | 30 | 3,17 | 29 | 2,97 | 2,89 | |
| 2020-2021 | 20 | 3,3 | 20 | 3,05 | 20 | 3,85 | 17 | 3,59 | 3,44 | |
| 2021-2022 | 26 | 3,19 | 26 | 2,69 | 26 | 3,54 | 26 | 3,77 | 3,30 | |
| 2022-2023 | 19 | 3,37 | 19 | 2,89 | 19 | 3,47 | 19 | 3,11 | 3,21 | |

* The average item is calculated from three surveys rating.

Average of a section is calculated by weighting the number of responses for each item.