

**INFORME D'AVALUACIÓ DELS TÍTOLS OFICIALS.**

(Graduate survey)

Year of completion 2022-2023

**1204.- GRADO EN MEDICINA**

|  |                   |    |         |
|--|-------------------|----|---------|
| Gender   | Male              | 14 | 46,67%  |
|  | Female            | 16 | 53,33%  |
| The qualification that I have completed was my first choice in my application to the University? | Yes               | 37 | 100,00% |
|  | No                | 0  | 0,00%   |
| Usual status during studies  | Full-time student | 35 | 100,00% |
|  | Part-time student | 0  | 0,00%   |

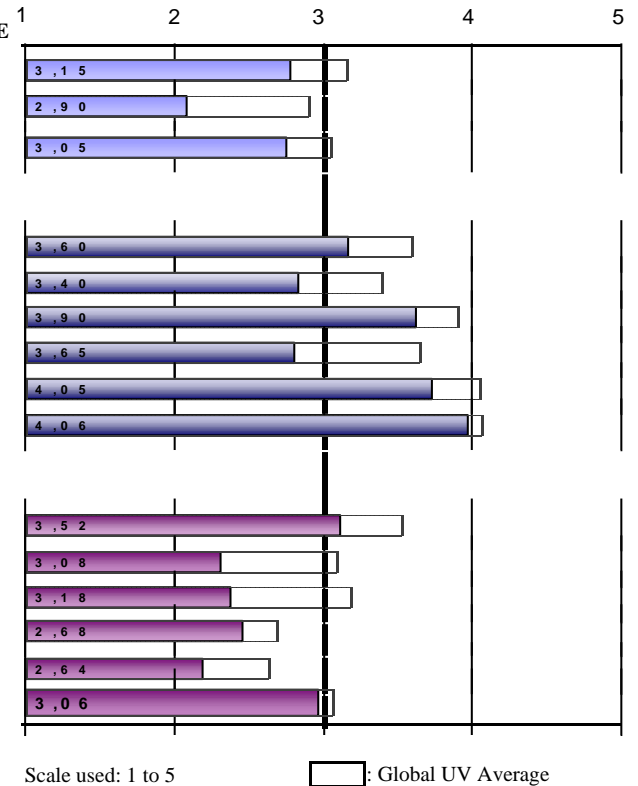
|   |    |        |                       |                 |        |                    |               |        |
|---|----|--------|-----------------------|-----------------|--------|--------------------|---------------|--------|
| In the future, do you intend to pursue further studies? |    |        | What kind of studies? |                 |        | Main reason        |               |        |
| Yes   | 12 | 32,43% | Degree                | 2               | 20,00% | Specialisation     | 6             | 66,67% |
|   | No | 25     | 67,57%                | Master's degree | 4      | 40,00%             | Employability | 0      |
| Doctorate   |    |        |                       | 4               | 40,00% | Career development | 3             | 33,33% |
|   |    |        |                       |                 |        | Others             | 0             | 0,00%  |

Frequency Response

Strongly disagree....Strongly agree

**TRAINING PROCESS / CURRICULUM**

|   | N/C | 1  | 2 | 3 | 4  | 5 | AVERAGE     |
|---|-----|----|---|---|----|---|-------------|
| 1. I think that the curriculum has a coherent structure and a good timing                                     | 0   | 7  | 9 | 9 | 9  | 3 | 2,78        |
| 2. I believe that the curriculum combines theoretical and practical knowledge adequately                      | 0   | 15 | 9 | 9 | 3  | 1 | 2,08        |
| 3. I think that the competences developed in my qualification adequately qualify me for professional practice | 0   | 10 | 7 | 6 | 10 | 4 | 2,76        |
| <i>Average of section</i>   |     |    |   |   |    |   | <b>2,54</b> |



**DEVELOPMENT OF COMPETENCES DURING YOUR STUDIES AT UNIVERSITY**

|   | N/C | 1 | 2  | 3  | 4  | 5  | AVERAGE     |
|---|-----|---|----|----|----|----|-------------|
| 4. I have gained knowledge and theoretical and practical understanding in my field of study | 0   | 3 | 7  | 12 | 11 | 4  | 3,16        |
| 5. I am able to apply the knowledge gained to professional practice in my field of study    | 0   | 5 | 9  | 12 | 9  | 2  | 2,84        |
| 6. I am capable of gathering and interpreting data and information in my field of study     | 0   | 2 | 5  | 7  | 14 | 9  | 3,62        |
| 7. I am able to solve problems in complex situations in my field of study                   | 2   | 7 | 11 | 5  | 6  | 6  | 2,80        |
| 8. I am able to communicate clearly and accurately  | 0   | 2 | 6  | 6  | 9  | 14 | 3,73        |
| 9. I am able to identify my educational needs and to organise my learning adequately        | 0   | 4 | 1  | 4  | 11 | 17 | 3,97        |
| <i>Average of section</i>   |     |   |    |    |    |    | <b>3,36</b> |

**DEVELOPMENT OF TEACHING**

|  | N/C | 1  | 2  | 3  | 4  | 5 | AVERAGE     |
|--|-----|----|----|----|----|---|-------------|
| 10. The content included in the course guides was covered as planned   | 0   | 4  | 8  | 7  | 16 | 2 | 3,11        |
| 11. The methodologies used in the different modules were suited to the competences required in the qualification a | 1   | 10 | 11 | 10 | 4  | 1 | 2,31        |
| 12. Overall, I think that the assessment process was suited to the competences taught in the qualification         | 0   | 9  | 13 | 8  | 6  | 1 | 2,38        |
| 13. I received enough information about career opportunities related to my qualification                           | 2   | 14 | 5  | 7  | 4  | 5 | 2,46        |
| 14. I felt guided and well advised throughout the development of my studies  | 1   | 18 | 3  | 9  | 2  | 4 | 2,19        |
| 15. The information published on the website was helpful   | 5   | 7  | 5  | 8  | 6  | 6 | 2,97        |
| <i>Average of section</i>  |     |    |    |    |    |   | <b>2,56</b> |

Scale used: 1 to 5



**INFORME D'AVALUACIÓ DELS TÍTOLS OFICIALS.**

(Graduate survey)

Year of completion 2022-2023

**1204.- GRADO EN MEDICINA**
**EXTERNAL INTERNSHIPS**

|  |     |    |        |
|--|-----|----|--------|
| 16. Did you carry out external internships during your degree studies? | Yes | 23 | 62,16% |
|  | No  | 14 | 37,84% |



|  | Frequency Response        |   |   |   |   | AVERAGE | 1           | 2                                     | 3 | 4 | 5 |   |
|--|---------------------------|---|---|---|---|---------|-------------|---------------------------------------|---|---|---|---|
|  | N/C                       | 1 | 2 | 3 | 4 |         |             |                                       |   |   |   | 5 |
| <i>Only those who have answered "</i>  |                           |   |   |   |   |         |             |                                       |   |   |   |   |
| 17. Internships were consistent with the professional profiles of my qualification | 0                         | 5 | 1 | 6 | 4 | 7       | 3,30        |                                       |   |   |   |   |
| 18. I believe that the internships helped me improve my training                   | 0                         | 5 | 2 | 2 | 4 | 10      | 3,52        |                                       |   |   |   |   |
| 19. The organisation and management of the internships was adequate                | 1                         | 9 | 3 | 2 | 3 | 5       | 2,64        |                                       |   |   |   |   |
| Indicates your level of satisfaction with:   |                           |   |   |   |   |         |             |                                       |   |   |   |   |
| 20. My academic tutor  | 5                         | 5 | 1 | 3 | 4 | 5       | 3,17        |                                       |   |   |   |   |
| 21. My tutor at the host company or institution                                    | 9                         | 6 | 2 | 2 | 2 | 2       | 2,43        |                                       |   |   |   |   |
| 22. My internships   | 4                         | 6 | 2 | 1 | 5 | 5       | 3,05        |                                       |   |   |   |   |
|  | <i>Average of section</i> |   |   |   |   |         | <b>3,06</b> | Scale used: 1 to 5  Global UV Average |   |   |   |   |

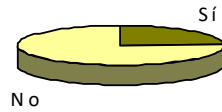
**INFORME D'AVALUACIÓ DELS TÍTOLS OFICIALS.**

(Graduate survey)

Year of completion 2022-2023

**1204.- GRADO EN MEDICINA**
**MOBILITY PROGRAMMES: ERASMUS, SICUE/SENECA, INTERNATIONAL PROGRAMME OR OTHERS**

|   |     |    |        |
|---|-----|----|--------|
| 23. Did you participate in any mobility programme during your degree studies? | Yes | 9  | 24,32% |
|   | No  | 28 | 75,68% |


*Only those who have answered "*
**24. What mobility program you participated?**

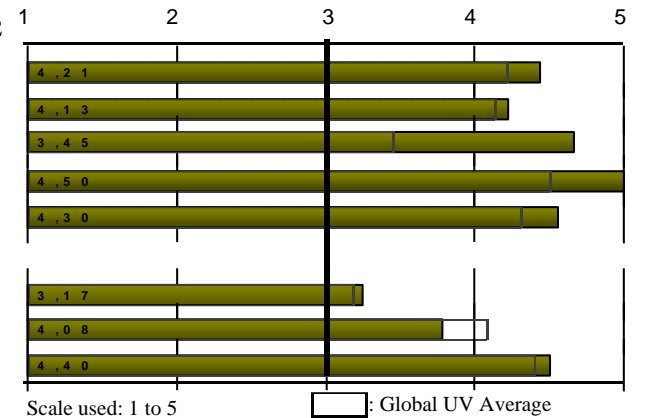
|                        |   |        |
|------------------------|---|--------|
| Erasmus                | 7 | 77,78% |
| SICUE/Séneca           | 1 | 11,11% |
| Programa internacional | 0 | 0,00%  |
| Another                | 1 | 11,11% |

|  |   |   |   |   |   |   |      |
|--|---|---|---|---|---|---|------|
| 25. I believe that the academic level at the host university was suitable  | 0 | 0 | 0 | 0 | 5 | 4 | 4,44 |
| 26. I think that the academic recognition of my study period in the host country was adequate                      | 0 | 1 | 0 | 1 | 1 | 6 | 4,22 |
| 27. Attention and information received from the University of Valencia before, during and after my mobility period | 0 | 0 | 0 | 1 | 1 | 7 | 4,67 |
| 28. This mobility period helped me improve my language skills  | 1 | 0 | 0 | 0 | 0 | 8 | 5,00 |
| 29. I believe that a mobility period is useful for the work/professional environment after studies                 | 0 | 0 | 1 | 0 | 1 | 7 | 4,56 |

Indicates your level of satisfaction with:

|  |   |   |   |   |   |   |      |
|--|---|---|---|---|---|---|------|
| 30. The financial aid received                             | 1 | 1 | 2 | 2 | 0 | 3 | 3,25 |
| 31. The teaching staff at the host university              | 0 | 0 | 0 | 3 | 5 | 1 | 3,78 |
| 32. The mobility period that I spent at another university | 1 | 0 | 0 | 1 | 2 | 5 | 4,50 |

| Frequency Response                         |   |   |   |   |   |         |  |
|--|---|---|---|---|---|---------|--|
| Strongly disagree....Strongly agree        |   |   |   |   |   |         |  |
| N/C  | 1 | 2 | 3 | 4 | 5 | AVERAGE |  |
| 0  | 0 | 0 | 0 | 5 | 4 | 4,44    |  |
| 0  | 1 | 0 | 1 | 1 | 6 | 4,22    |  |
| 0  | 0 | 0 | 1 | 1 | 7 | 4,67    |  |
| 1  | 0 | 0 | 0 | 0 | 8 | 5,00    |  |
| 0  | 0 | 1 | 0 | 1 | 7 | 4,56    |  |
| Strongly dissatisfied...Strongly satisfied |   |   |   |   |   |         |  |
| 1  | 1 | 2 | 2 | 0 | 3 | 3,25    |  |
| 0  | 0 | 0 | 3 | 5 | 1 | 3,78    |  |
| 1  | 0 | 0 | 1 | 2 | 5 | 4,50    |  |
| <i>Average of section</i>                  |   |   |   |   |   | 4,30    |  |



**INFORME D'AVALUACIÓ DELS TÍTOLS OFICIALS.**

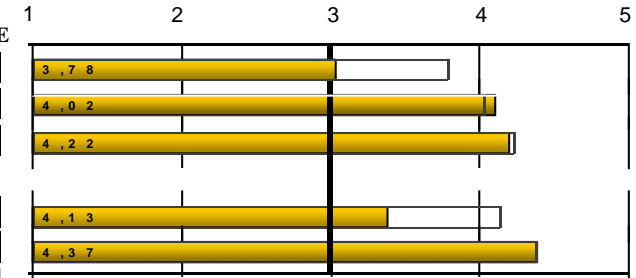
(Graduate survey)

 Year of completion **2022-2023**
**1204.- GRADO EN MEDICINA**
**DEGREE FINAL PROJECT**

|  | Frequency Response                  |    |   |   |    |    | AVERAGE |
|--|-------------------------------------|----|---|---|----|----|---------|
|  | N/C                                 | 1  | 2 | 3 | 4  | 5  |         |
| 33. The objectives of the degree final project were made clear from the beginning                            | 0                                   | 11 | 6 | 3 | 5  | 12 | 3,03    |
| 34. Requirements and assessment criteria for the degree final project were suitable and published in advance | 0                                   | 3  | 0 | 5 | 11 | 18 | 4,11    |
| 35. The mark assigned to my degree final project was suited to the requirements                              | 1                                   | 3  | 1 | 3 | 8  | 21 | 4,19    |
| Indicates your level of satisfaction with:   | Strongly dissatisfied...Strongly sa |    |   |   |    |    |         |
| 36. My tutor for the degree final project  | 0                                   | 9  | 5 | 1 | 7  | 15 | 3,38    |
| 37. The degree final project that I carried out  | 0                                   | 1  | 1 | 3 | 10 | 22 | 4,38    |

Average of section

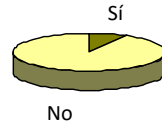
3,82



Global UV Average

**38. Do you have a job?**

| Yes | 3  | 8,11%  |
|-----|----|--------|
| No  | 34 | 91,89% |


**EXPECTATIONS AND OCCUPATION**

If so, I believe that given the current labour market situation, the qualification that I have studied will allow me:

|  | Frequency Response |   |   |   |   |    | AVERAGE |
|--|--------------------|---|---|---|---|----|---------|
|  | N/C                | 1 | 2 | 3 | 4 | 5  |         |
| 39. (If Yes) To find a better job than the one that I have now | 0                  | 0 | 0 | 0 | 0 | 3  | 5,00    |
| 40. (If Not) To find the type of job for which I have prepared | 11                 | 1 | 0 | 3 | 5 | 14 | 4,35    |

Indicate to what extent the answer that you gave to the previous question is due to the following factors:

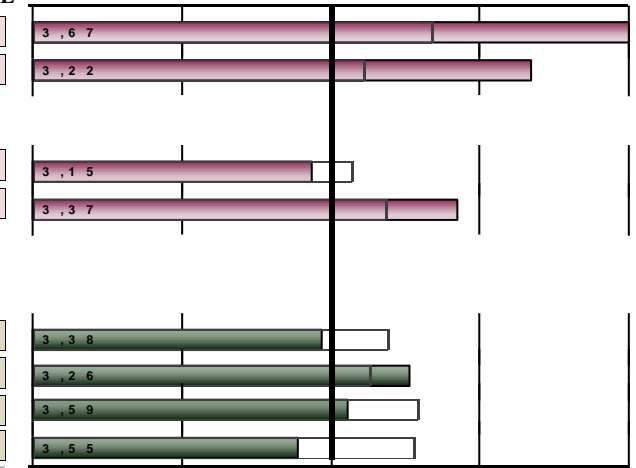
|  | None..... Completely |   |   |   |    | AVERAGE |      |
|--|----------------------|---|---|---|----|---------|------|
|  | N/C                  | 1 | 2 | 3 | 4  |         | 5    |
| 41. The training received during the qualification studied | 5                    | 7 | 7 | 7 | 5  | 6       | 2,88 |
| 42. Current conditions of the labour market                | 5                    | 2 | 5 | 2 | 10 | 13      | 3,84 |

Strongly disagree...Strongly agree

|  | Frequency Response |    |    |    |    |    | AVERAGE |
|--|--------------------|----|----|----|----|----|---------|
|  | N/C                | 1  | 2  | 3  | 4  | 5  |         |
| Quality of lecturers   | 0                  | 4  | 10 | 10 | 10 | 3  | 2,95    |
| Facilities and infrastructure  | 1                  | 4  | 6  | 4  | 11 | 11 | 3,53    |
| Satisfaction with my personal experience, both academic and extracurricular, at the University of Valencia | 0                  | 8  | 3  | 10 | 9  | 7  | 3,11    |
| Would you recommend this qualification?  | 0                  | 12 | 3  | 8  | 9  | 5  | 2,78    |

Average of section

3,09



Scale used: 1 to 5

Global UV Average

**INFORME D'AVALUACIÓ DELS TÍTOLS OFICIALS.**

(Graduate survey)

 Year of completion **2022-2023**
**1204.- GRADO EN MEDICINA**

|           |                   | TRAINING PROCESS / CURRICULUM            |   |         |   |         |  |         |                    |
|-----------|-------------------|--|---|---------|---|---------|--|---------|--------------------|
| BREAKDOWN | Completion course | Only courses is over 2 surveys collected | 1.The curriculum has a coherent structure and a good timing |         | 2.The curriculum combines theoretical and practical |         | 3...the competences developed ... adequately qualify |         | Average of section |
|           |                   |  | n°surv.   | average | n°surv.   | average | n°surv.  | average |                    |
|           | Aggregate         | 401                                      | 400   | 2,83    | 401   | 2,22    | 401  | 2,59    | 2,54               |
|           | 2015-2016         | 61                                       | 61  | 2,61    | 61  | 2,31    | 61   | 2,48    | 2,46               |
|           | 2016-2017         | 47                                       | 47  | 3,02    | 47  | 2,34    | 47   | 2,7     | 2,69               |
|           | 2017-2018         | 60                                       | 60  | 2,7     | 60  | 2,15    | 60   | 2,28    | 2,38               |
|           | 2018-2019         | 52                                       | 52  | 2,85    | 52  | 2,15    | 52   | 2,87    | 2,62               |
|           | 2019-2020         | 72                                       | 71  | 2,9     | 72  | 2,29    | 72   | 2,68    | 2,62               |
|           | 2020-2021         | 31                                       | 31  | 3,03    | 31  | 2,13    | 31   | 2,48    | 2,55               |
|           | 2021-2022         | 35                                       | 35  | 2,86    | 35  | 2,09    | 35   | 2,4     | 2,45               |
|           | 2022-2023         | 37                                       | 37  | 2,78    | 37  | 2,08    | 37   | 2,76    | 2,54               |

|                   |         | DEVELOPMENT OF COMPETENCES DURING YOUR STUDIES AT UNIVERSITY |  |         |   |         |  |         |  |         |   |         |   |         |                    |
|-------------------|---------|--|--|---------|---|---------|--|---------|--|---------|---|---------|---|---------|--------------------|
| Completion course | n°surv. | average  | 4.I have gained knowledge and understanding in my field of study |         | 5.I am able to apply the knowledge gained to professional |         | 6.I am capable of gathering and interpreting data and information in |         | 7.I am able to solve problems in complex situations in my field of study |         | 8.I am able to communicate clearly and accurately |         | 9.I am able to identify my educational needs and to organise my |         | Average of section |
|                   |         |  | n°surv.  | average | n°surv.   | average | n°surv.  | average | n°surv.  | average | n°surv.   | average | n°surv.   | average |                    |
| Aggregate         | 401     | 3,24   | 399  | 2,84    | 401   | 3,78    | 396  | 2,85    | 395  | 3,81    | 392   | 4,01    | 392   | 4,01    | 3,42               |
| 2015-2016         | 61      | 3,43   | 60   | 3,13    | 61  | 3,69    | 61   | 2,85    | 58   | 3,79    | 57  | 3,86    | 57  | 3,86    | 3,45               |
| 2016-2017         | 47      | 3,38   | 47   | 2,96    | 47  | 3,89    | 47   | 2,83    | 46   | 4       | 47  | 4,19    | 47  | 4,19    | 3,54               |
| 2017-2018         | 60      | 3,12   | 60   | 2,52    | 60  | 3,55    | 59   | 2,71    | 59   | 3,61    | 58  | 3,81    | 58  | 3,81    | 3,22               |
| 2018-2019         | 52      | 3,38   | 51   | 3,1     | 52  | 3,92    | 52   | 3,19    | 52   | 3,92    | 52  | 4,08    | 52  | 4,08    | 3,60               |
| 2019-2020         | 72      | 3,19   | 72   | 2,75    | 72  | 4       | 72   | 2,85    | 71   | 3,83    | 69  | 4,2     | 69  | 4,2     | 3,46               |
| 2020-2021         | 31      | 3,1  | 31   | 2,58    | 31  | 3,65    | 31   | 2,71    | 31   | 4,03    | 31  | 4       | 31  | 4       | 3,34               |
| 2021-2022         | 35      | 3,06   | 35   | 2,77    | 35  | 3,8     | 33   | 2,76    | 35   | 3,66    | 35  | 4       | 35  | 4       | 3,35               |
| 2022-2023         | 37      | 3,16   | 37   | 2,84    | 37  | 3,62    | 35   | 2,8     | 37   | 3,73    | 37  | 3,97    | 37  | 3,97    | 3,36               |

|                   |         | DEVELOPMENT OF TEACHING |   |         |   |         |  |         |   |         |   |         |   |         |                    |
|-------------------|---------|-------------------------|---|---------|---|---------|--|---------|---|---------|---|---------|---|---------|--------------------|
| Completion course | n°surv. | average                 | 10.The content included in the course guides was covered as planned |         | 11.The methodologies used ...were suited to the competences |         | 12.I think that the assessment process was suited to the competences |         | 13.I received enough information about career opportunities |         | 14.I felt guided and well advised...of my studies ... |         | 15.The information published on the website was helpful |         | Average of section |
|                   |         |                         | n°surv.   | average | n°surv.   | average | n°surv.  | average | n°surv.   | average | n°surv.   | average | n°surv.   | average |                    |

**INFORME D'AVALUACIÓ DELS TÍTOLS OFICIALS.**

(Graduate survey)

 Year of completion **2022-2023**
**1204.- GRADO EN MEDICINA**

| Aggregate | 391 | 2,89 | 393 | 2,47 | 394 | 2,42 | 388 | 2,91 | 394 | 2,27 | 376 | 3,15 | 2,68 |
|-----------|-----|------|-----|------|-----|------|-----|------|-----|------|-----|------|------|
| 2015-2016 | 59  | 2,68 | 59  | 2,29 | 59  | 2,08 | 56  | 3,2  | 59  | 2,31 | 58  | 3,19 | 2,62 |
| 2016-2017 | 44  | 2,75 | 46  | 2,65 | 46  | 2,5  | 46  | 2,93 | 46  | 2,3  | 44  | 3,32 | 2,74 |
| 2017-2018 | 59  | 2,69 | 59  | 2,25 | 59  | 2,29 | 59  | 2,8  | 59  | 1,93 | 59  | 3,05 | 2,50 |
| 2018-2019 | 51  | 2,98 | 51  | 2,73 | 51  | 2,67 | 52  | 3,35 | 51  | 2,65 | 49  | 3,24 | 2,93 |
| 2019-2020 | 72  | 3,07 | 71  | 2,65 | 72  | 2,71 | 71  | 3,21 | 72  | 2,58 | 70  | 3,3  | 2,92 |
| 2020-2021 | 29  | 3,03 | 30  | 2,57 | 29  | 2,34 | 29  | 2,14 | 30  | 1,83 | 27  | 3,15 | 2,50 |
| 2021-2022 | 34  | 2,97 | 35  | 2,17 | 35  | 2,23 | 34  | 2,41 | 35  | 2    | 32  | 2,78 | 2,42 |
| 2022-2023 | 37  | 3,11 | 36  | 2,31 | 37  | 2,38 | 35  | 2,46 | 36  | 2,19 | 32  | 2,97 | 2,56 |

**EXTERNAL INTERNSHIPS**

| Completion course | 17.Internships were consistent with the professional profiles of my |         | 18.I believe that the internships helped me improve my training |         | 19.The organisation and management of the internships was |         | Indicates your level of satisfaction with: |         |                                     |         |                    |         | Average of section |
|-------------------|---|---------|---|---------|---|---------|--|---------|-------------------------------------|---------|--------------------|---------|--------------------|
|                   | n°surv.   | average | n°surv.   | average | n°surv.   | average | 20. My academic tutor                      |         | 21. My tutor at the host company or |         | 22. My internships |         |                    |
|                   |   |         |   |         |   |         | n°surv.                                    | average | n°surv.                             | average | n°surv.            | average |                    |
| Aggregate         | 177   | 3,72    | 177   | 3,99    | 175   | 2,95    | 136  | 3,34    | 109                                 | 3,28    | 152                | 3,65    | 3,51               |
| 2015-2016         | 21  | 3,86    | 21  | 4,05    | 22  | 2,95    | 14   | 3,07    | 13                                  | 3,23    | 20                 | 3,5     | 3,48               |
| 2016-2017         | 18  | 3,22    | 18  | 3,67    | 18  | 2,78    | 15   | 3,2     | 9                                   | 3,11    | 14                 | 3,43    | 3,24               |
| 2017-2018         | 26  | 3,92    | 26  | 4,46    | 26  | 3,04    | 19   | 3,26    | 16                                  | 3,5     | 23                 | 4,04    | 3,74               |
| 2018-2019         | 28  | 4,04    | 28  | 4       | 28  | 2,82    | 21   | 3,57    | 17                                  | 3,53    | 25                 | 3,64    | 3,61               |
| 2019-2020         | 33  | 3,82    | 33  | 4,24    | 32  | 3,28    | 28   | 3,54    | 24                                  | 3,54    | 28                 | 3,93    | 3,74               |
| 2020-2021         | 17  | 3,53    | 17  | 3,53    | 16  | 3,06    | 12   | 3       | 8                                   | 2,88    | 13                 | 3,62    | 3,31               |
| 2021-2022         | 8   | 3,62    | 8   | 3,88    | 8   | 2,5     | 6  | 3,33    | 5                                   | 3,2     | 7                  | 3,43    | 3,33               |
| 2022-2023         | 23  | 3,3     | 23  | 3,52    | 22  | 2,64    | 18   | 3,17    | 14                                  | 2,43    | 19                 | 3,05    | 3,06               |

**MOBILITY PROGRAMMES: ERASMUS, SICUE/SENECA, INTERNATIONAL PROGRAMME OR OTHERS**

| Completion course | 25.I believe that the academic level at the host university was suitable |         | 26.I think that the academic recognition of my study period in the |         | 27.Attention and information received from the IIV in my mobility |         | 28.This mobility period helped me improve my language skills |         | 29.I believe that a mobility period is useful for the work/professional |         | Indicates your level of satisfaction with: |         |                                   |         |                                     |         |      |
|-------------------|--|---------|--|---------|---|---------|--|---------|---|---------|--|---------|-----------------------------------|---------|-------------------------------------|---------|------|
|                   | n°surv.  | average | n°surv.  | average | n°surv.   | average | n°surv.  | average | n°surv.   | average | 30.The financial aid received              |         | 31.The teaching staff at the host |         | 32.The mobility period that I spent |         |      |
|                   |  |         |  |         |   |         |  |         |   |         | n°surv.                                    | average | n°surv.                           | average | n°surv.                             | average |      |
| Aggregate         | 110  | 4,25    | 110  | 4,22    | 108   | 3,32    | 102  | 4,71    | 109   | 4,6     | 108  | 3,14    | 110                               | 3,99    | 107                                 | 4,54    | 4,09 |
| 2015-2016         | 15   | 4,47    | 15   | 4,27    | 15  | 2,8     | 14   | 4,43    | 15  | 4,4     | 15   | 3,53    | 15                                | 3,93    | 14                                  | 4,71    | 4,06 |
| 2016-2017         | 13   | 4,15    | 13   | 4       | 13  | 2,69    | 12   | 4,83    | 13  | 4,92    | 12   | 2,83    | 13                                | 4,23    | 12                                  | 4,42    | 4,01 |
| 2017-2018         | 17   | 4,06    | 17   | 4,35    | 17  | 2,41    | 15   | 4,73    | 16  | 4,44    | 17   | 3,12    | 17                                | 3,94    | 17                                  | 4,41    | 3,92 |
| 2018-2019         | 18   | 4       | 18   | 4,44    | 18  | 3,67    | 16   | 4,56    | 18  | 4,67    | 18   | 2,89    | 18                                | 3,94    | 18                                  | 4,72    | 4,11 |

Surveys collected: 37

Surveyed population: 300

Collected until: 01/03/2024

Printing date: 12/03/2024

**INFORME D'AVALUACIÓ DELS TÍTOLS OFICIALS.**

(Graduate survey)

| Year of completion <b>2022-2023</b> |         |   |         | <b>1204.- GRADO EN MEDICINA</b>   |         |  |         |   |         |                           |      |  |         |  |         |  |         |   |         |
|-------------------------------------|---------|---|---------|---|---------|--|---------|---|---------|---------------------------|------|--|---------|--|---------|--|---------|---|---------|
| 2019-2020                           | 15      | 4,33  | 15      | 4,53  | 14      | 3,71   | 15      | 4,73  | 15      | 4,67                      | 15   | 3,13   | 15      | 4,27   | 15      | 4,6  | 4,25    |   |         |
| 2020-2021                           | 8       | 4,38  | 8       | 3,5   | 7       | 4,14   | 8       | 4,75  | 8       | 4,25                      | 8    | 3,75   | 8       | 3,62   | 8       | 4,12   | 4,06    |   |         |
| 2021-2022                           | 12      | 4,33  | 12      | 3,83  | 12      | 3,67   | 11      | 5   | 12      | 4,92                      | 12   | 3,08   | 12      | 4  | 12      | 4,58   | 4,17    |   |         |
| 2022-2023                           | 9       | 4,44  | 9       | 4,22  | 9       | 4,67   | 8       | 5   | 9       | 4,56                      | 8    | 3,25   | 9       | 3,78   | 8       | 4,5  | 4,30    |   |         |
| <b>DEGREE FINAL PROJECT</b>         |         |   |         |   |         |  |         |   |         |                           |      | <b>EXPECTATIONS AND OCCUPATION</b>                                   |         |  |         |  |         |   |         |
|                                     |         | <b>33.The objectives of the degree final project were made clear from the</b> |         | <b>34.Requirements and assessment criteria for the final project were</b> |         | <b>35.The mark assigned to my degree final project was suited to the</b> |         | <b>Indicates your level of satisfaction with:</b> |         | <b>Average of section</b> |      | <b>39.(If Yes) To find a better job than the one that I have now</b> |         | <b>40.(If Not) To find the type of job for which I have prepared</b> |         | <b>41.The training received during the qualification studied</b> |         | <b>42.Current conditions of the labour market</b> |         |
| <b>Completion course</b>            | n°surv. | average   | n°surv. | average   | n°surv. | average  | n°surv. | average   | n°surv. | average                   |      | n°surv.  | average | n°surv.  | average | n°surv.  | average | n°surv.   | average |
| <b>Aggregate</b>                    | 389     | 3,39  | 390     | 3,75  | 385     | 4,1  | 391     | 4,15  | 388     | 4,32                      | 3,94 | 23   | 4,57    | 317  | 4,2     | 362  | 3,03    | 357   | 3,78    |
| 2015-2016                           | 59      | 3,34  | 59      | 3,41  | 59      | 3,92   | 59      | 4,37  | 59      | 4,22                      | 3,85 | 2  | *       | 51   | 4,25    | 56   | 2,91    | 53  | 3,92    |
| 2016-2017                           | 44      | 3,59  | 44      | 3,86  | 44      | 4,02   | 44      | 4,27  | 42      | 4,36                      | 4,02 | 2  | *       | 38   | 4,45    | 42   | 3,21    | 41  | 3,68    |
| 2017-2018                           | 57      | 2,86  | 57      | 3,37  | 56      | 3,8  | 57      | 3,88  | 57      | 4,04                      | 3,59 | 3  | 4,33    | 51   | 3,98    | 55   | 3       | 55  | 3,67    |
| 2018-2019                           | 52      | 3,63  | 52      | 3,87  | 52      | 4,37   | 52      | 4,13  | 52      | 4,5                       | 4,10 | 3  | 4,33    | 45   | 4,16    | 48   | 3,21    | 49  | 3,76    |
| 2019-2020                           | 72      | 3,72  | 72      | 4   | 72      | 4,11   | 72      | 4,36  | 72      | 4,44                      | 4,13 | 5  | 4,4     | 58   | 4,19    | 65   | 3,12    | 63  | 3,83    |
| 2020-2021                           | 27      | 3,48  | 28      | 3,75  | 27      | 4,52   | 29      | 4,17  | 29      | 4,21                      | 4,03 | 2  | *       | 23   | 4,04    | 27   | 2,96    | 28  | 3,54    |
| 2021-2022                           | 35      | 3,37  | 35      | 3,77  | 33      | 4,21   | 35      | 4,43  | 34      | 4,56                      | 4,06 | 1  | *       | 24   | 4,25    | 32   | 2,81    | 31  | 3,9     |
| 2022-2023                           | 37      | 3,03  | 37      | 4,11  | 36      | 4,19   | 37      | 3,38  | 37      | 4,38                      | 3,82 | 3  | 5       | 23   | 4,35    | 32   | 2,88    | 32  | 3,84    |
| <b>OVERALL</b>                      |         |   |         |   |         |  |         |   |         |                           |      |  |         |  |         |  |         |   |         |
|                                     |         | <b>Quality of lecturers</b>   |         | <b>Facilities and infrastructure</b>                                      |         | <b>Satisfaction with my personal experience, both academic and</b>       |         | <b>Would you recommend this qualification?</b>    |         | <b>Average of section</b> |      |  |         |  |         |  |         |   |         |
| <b>Completion course</b>            | n°surv. | average   | n°surv. | average   | n°surv. | average  | n°surv. | average   | n°surv. | average                   |      |  |         |  |         |  |         |   |         |
| <b>Aggregate</b>                    | 381     | 2,82  | 386     | 3,98  | 387     | 3,57   | 383     | 3,48  |         | 3,46                      |      |  |         |  |         |  |         |   |         |
| 2015-2016                           | 57      | 2,61  | 58      | 3,97  | 58      | 3,67   | 58      | 3,62  |         | 3,47                      |      |  |         |  |         |  |         |   |         |
| 2016-2017                           | 43      | 3,12  | 43      | 4,19  | 43      | 3,72   | 42      | 3,67  |         | 3,67                      |      |  |         |  |         |  |         |   |         |
| 2017-2018                           | 57      | 2,49  | 57      | 4,09  | 57      | 3,56   | 57      | 3,11  |         | 3,31                      |      |  |         |  |         |  |         |   |         |
| 2018-2019                           | 46      | 2,91  | 52      | 4,21  | 52      | 3,73   | 52      | 4,02  |         | 3,74                      |      |  |         |  |         |  |         |   |         |
| 2019-2020                           | 71      | 2,9   | 70      | 4,03  | 70      | 3,66   | 68      | 3,79  |         | 3,59                      |      |  |         |  |         |  |         |   |         |
| 2020-2021                           | 29      | 2,9   | 29      | 3,79  | 29      | 3,45   | 28      | 3,32  |         | 3,37                      |      |  |         |  |         |  |         |   |         |
| 2021-2022                           | 35      | 2,74  | 35      | 3,66  | 35      | 3,34   | 35      | 2,97  |         | 3,18                      |      |  |         |  |         |  |         |   |         |
| 2022-2023                           | 37      | 2,95  | 36      | 3,53  | 37      | 3,11   | 37      | 2,78  |         | 3,09                      |      |  |         |  |         |  |         |   |         |

## INFORME D'AVUACIÓ DELS TÍTOLS OFICIALS.

(Graduate survey)

Year of completion **2022-2023**

**1204.- GRADO EN MEDICINA**

\* The average item is calculated from three surveys rating.

Average of a section is calculated by weighting the number of responses for each item.