

**INFORME D'AVALUACIÓ DELS TÍTOLS OFICIALS.**

(Graduate survey)

Year of completion 2022-2023

**1303.- GRADO EN DERECHO**

Gender	Male	22	40,00%
	Female	33	60,00%
The qualification that I have completed was my first choice in my application to the University?	Yes	62	79,49%
	No	16	20,51%
Usual status during studies	Full-time student	69	92,00%
	Part-time student	6	8,00%

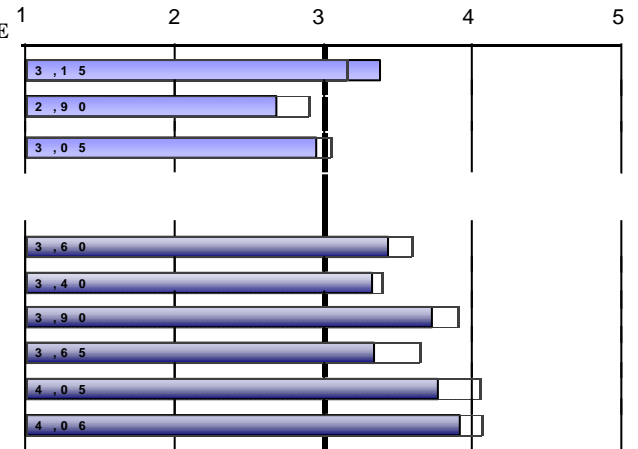
In the future, do you intend to pursue further studies?			What kind of studies?			Main reason		
Yes	50	64,10%	Degree	2	4,44%	Specialisation	25	51,02%
	No	28	35,90%	Master's degree	41	91,11%	Employability	16
			Doctorate	2	4,44%	Career development	4	8,16%
						Others	4	8,16%

Frequency Response

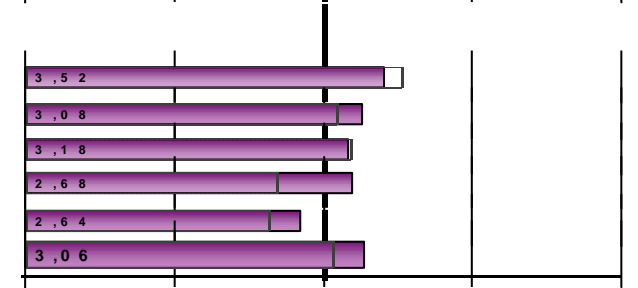
Strongly disagree....Strongly agree

**TRAINING PROCESS / CURRICULUM**

	N/C	1	2	3	4	5	AVERAGE
1. I think that the curriculum has a coherent structure and a good timing	0	5	13	20	27	13	3,38
2. I believe that the curriculum combines theoretical and practical knowledge adequately	0	11	25	24	13	5	2,69
3. I think that the competences developed in my qualification adequately qualify me for professional practice	0	12	17	19	23	7	2,95
<i>Average of section</i>							<b>3,01</b>

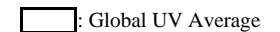

**DEVELOPMENT OF COMPETENCES DURING YOUR STUDIES AT UNIVERSITY**

	N/C	1	2	3	4	5	AVERAGE
4. I have gained knowledge and theoretical and practical understanding in my field of study	0	6	9	18	35	10	3,44
5. I am able to apply the knowledge gained to professional practice in my field of study	1	6	12	18	33	8	3,32
6. I am capable of gathering and interpreting data and information in my field of study	0	7	2	14	37	18	3,73
7. I am able to solve problems in complex situations in my field of study	1	10	8	18	28	13	3,34
8. I am able to communicate clearly and accurately	0	3	6	13	40	16	3,77
9. I am able to identify my educational needs and to organise my learning adequately	0	3	6	9	37	23	3,91
<i>Average of section</i>							<b>3,59</b>


**DEVELOPMENT OF TEACHING**

	N/C	1	2	3	4	5	AVERAGE
10. The content included in the course guides was covered as planned	0	6	13	16	29	14	3,41
11. The methodologies used in the different modules were suited to the competences required in the qualification a	1	7	11	22	29	8	3,26
12. Overall, I think that the assessment process was suited to the competences taught in the qualification	0	11	10	21	27	9	3,17
13. I received enough information about career opportunities related to my qualification	0	17	10	11	21	19	3,19
14. I felt guided and well advised throughout the development of my studies	1	18	15	16	17	11	2,84
15. The information published on the website was helpful	0	10	12	15	29	12	3,27
<i>Average of section</i>							<b>3,19</b>

Scale used: 1 to 5

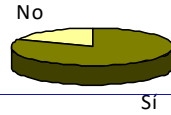

 Global UV Average

**INFORME D'AVALUACIÓ DELS TÍTOLS OFICIALS.**

(Graduate survey)

 Year of completion **2022-2023**
**1303.- GRADO EN DERECHO**
**EXTERNAL INTERNSHIPS**

16. Did you carry out external internships during your degree studies?	Yes	63	81,82%
	No	14	18,18%



Sí

	Frequency Response						AVERAGE		
	N/C	1	2	3	4	5			
<i>Only those who have answered "</i>									
17. Internships were consistent with the professional profiles of my qualification	0	2	1	6	24	30	4,25	4,05	
18. I believe that the internships helped me improve my training	0	2	5	5	15	36	4,24	4,20	
19. The organisation and management of the internships was adequate	0	5	3	7	20	28	4,00	3,87	
Indicates your level of satisfaction with:									
20. My academic tutor	0	3	1	8	18	33	4,22	3,99	
21. My tutor at the host company or institution	1	1	1	3	13	44	4,58	4,20	
22. My internships	1	2	1	5	16	38	4,40	4,23	
	<i>Average of section</i>						<b>4,28</b>	Scale used: 1 to 5	<input type="text" value="4.28"/> : Global UV Average

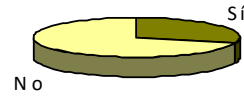
**INFORME D'AVALUACIÓ DELS TÍTOLS OFICIALS.**

(Graduate survey)

Year of completion 2022-2023

**1303.- GRADO EN DERECHO**
**MOBILITY PROGRAMMES: ERASMUS, SICUE/SENECA, INTERNATIONAL PROGRAMME OR OTHERS**

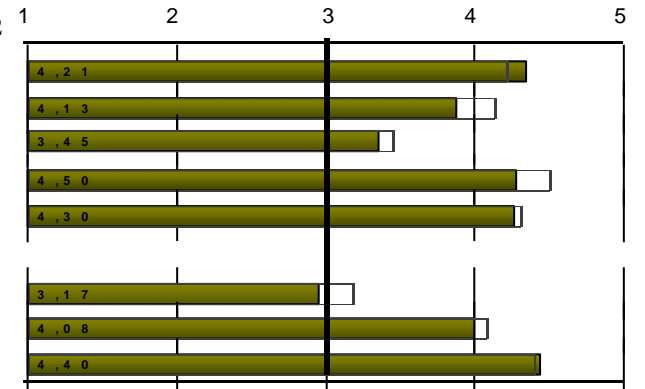
23. Did you participate in any mobility programme during your degree studies?	Yes	23	29,87%
	No	54	70,13%


*Only those who have answered "*
**24. What mobility program you participated?**

Erasmus	22	95,65%
SICUE/Séneca	1	4,35%
Programa internacional	0	0,00%
Another	0	0,00%

Frequency Response

N/C	Strongly disagree....Strongly agree					AVERAGE	
	1	2	3	4	5		
25. I believe that the academic level at the host university was suitable	0	0	1	3	6	13	4,35
26. I think that the academic recognition of my study period in the host country was adequate	0	2	1	5	5	10	3,87
27. Attention and information received from the University of Valencia before, during and after my mobility period	0	4	2	5	6	6	3,35
28. This mobility period helped me improve my language skills	1	0	1	3	7	11	4,27
29. I believe that a mobility period is useful for the work/professional environment after studies	0	0	2	1	9	11	4,26



Indicates your level of satisfaction with:

N/C	Strongly dissatisfied...Strongly satisfied					AVERAGE	
	1	2	3	4	5		
30. The financial aid received	0	5	4	5	5	4	2,96
31. The teaching staff at the host university	0	1	2	3	7	10	4,00
32. The mobility period that I spent at another university	0	1	0	1	7	14	4,43

Average of section

3,93

Scale used: 1 to 5

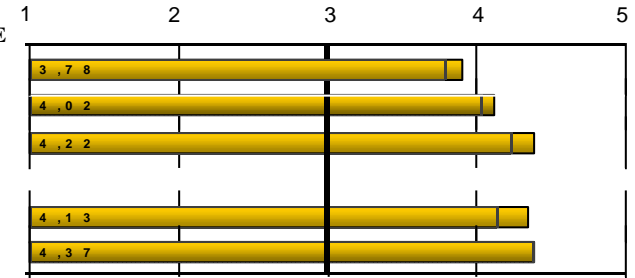
 : Global UV Average

**INFORME D'AVALUACIÓ DELS TÍTOLS OFICIALS.**

(Graduate survey)

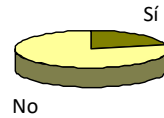
 Year of completion **2022-2023**
**1303.- GRADO EN DERECHO**
**DEGREE FINAL PROJECT**

	Frequency Response						AVERAGE
	N/C	1	2	3	4	5	
33. The objectives of the degree final project were made clear from the beginning	2	8	4	12	15	37	3,91
34. Requirements and assessment criteria for the degree final project were suitable and published in advance	3	5	3	9	19	39	4,12
35. The mark assigned to my degree final project was suited to the requirements	3	4	0	7	16	48	4,39
Indicates your level of satisfaction with:							
36. My tutor for the degree final project	4	4	4	6	9	51	4,34
37. The degree final project that I carried out	4	3	1	7	17	46	4,38
<i>Average of section</i>							4,22



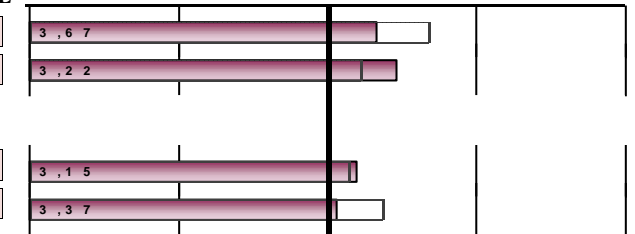
[ ] : Global UV Average

38. Do you have a job?	Yes	16	21,62%
	No	58	78,38%

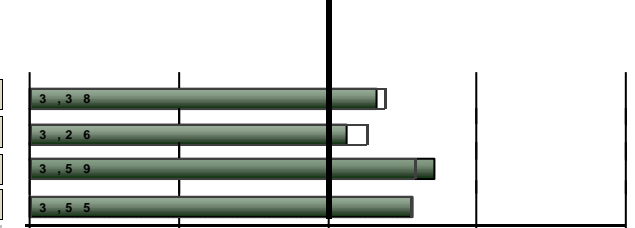

**EXPECTATIONS AND OCCUPATION**

If so, I believe that given the current labour market situation, the qualification that I have studied will allow me:

	Frequency Response						AVERAGE
	N/C	1	2	3	4	5	
39. (If Yes) To find a better job than the one that I have now	1	2	2	3	5	3	3,33
40. (If Not) To find the type of job for which I have prepared	19	5	2	11	12	9	3,46
Indicate to what extent the answer that you gave to the previous question is due to the following factors:							
	None..... Completely						AVERAGE
	N/C	1	2	3	4	5	
41. The training received during the qualification studied	7	4	11	31	17	8	3,20
42. Current conditions of the labour market	7	10	13	24	11	13	3,06


**OVERALL**

	Frequency Response						AVERAGE
	N/C	1	2	3	4	5	
Quality of lecturers	4	7	11	17	29	10	3,32
Facilities and infrastructure	4	8	14	21	23	8	3,12
Satisfaction with my personal experience, both academic and extracurricular, at the University of Valencia	4	4	4	20	27	19	3,72
Would you recommend this qualification?	4	8	6	15	26	19	3,57
<i>Average of section</i>							3,43



Scale used: 1 to 5

[ ] : Global UV Average

**INFORME D'AVALUACIÓ DELS TÍTOLS OFICIALS.**

(Graduate survey)

 Year of completion **2022-2023**
**1303.- GRADO EN DERECHO**

BREAKDOWN	TRAINING PROCESS / CURRICULUM									
	Completion course	Only courses is over 2 surveys collected Collected	1.The curriculum has a coherent structure and a good timing		2.The curriculum combines theoretical and practical		3...the competences developed ... adequately qualify		Average of section	
			n°surv.	average	n°surv.	average	n°surv.	average		
Aggregate		856		853	2,97	854	2,42	848	2,71	2,70
	2013-2014	27		27	2,67	27	2,59	27	3,07	2,78
	2014-2015	56		56	2,71	56	2,41	56	2,66	2,60
	2015-2016	93		93	3,1	93	2,51	92	2,76	2,79
	2016-2017	91		90	2,82	91	2,46	90	2,81	2,70
	2017-2018	120		120	3	119	2,46	118	2,75	2,74
	2018-2019	98		98	2,94	98	2,17	97	2,56	2,56
	2019-2020	95		95	2,91	95	2,25	94	2,47	2,54
	2020-2021	113		111	3,02	112	2,41	112	2,71	2,71
	2021-2022	78		78	2,85	78	2,42	77	2,64	2,64
	2022-2023	78		78	3,38	78	2,69	78	2,95	3,01

BREAKDOWN	DEVELOPMENT OF COMPETENCES DURING YOUR STUDIES AT UNIVERSITY													
	Completion course	4.I have gained knowledge and understanding in my field of study		5.I am able to apply the knowledge gained to professional situations		6.I am capable of gathering and interpreting data and information in my field of study		7.I am able to solve problems in complex situations in my field of study		8.I am able to communicate clearly and accurately		9.I am able to identify my educational needs and to organise my studies		Average of section
		n°surv.	average	n°surv.	average	n°surv.	average	n°surv.	average	n°surv.	average	n°surv.	average	
Aggregate		848	3,33	841	3,09	840	3,75	832	3,27	837	3,86	827	3,96	3,54
	2013-2014	27	3,41	26	3,23	26	4	26	3,46	26	4,12	24	4,33	3,75
	2014-2015	55	3,29	54	2,94	55	3,8	52	3,15	53	3,72	52	4,06	3,49
	2015-2016	91	3,33	89	3,19	90	3,7	89	3,3	91	3,85	87	4,01	3,56
	2016-2017	91	3,47	90	3,14	89	3,89	88	3,33	89	3,98	89	3,92	3,62
	2017-2018	120	3,36	120	3,21	120	3,68	120	3,35	119	3,8	119	3,77	3,53
	2018-2019	98	3,32	97	3,08	97	3,72	97	3,28	97	3,93	96	3,94	3,54
	2019-2020	94	3,09	94	2,85	94	3,73	93	3,1	94	3,82	92	4,02	3,43
	2020-2021	110	3,35	111	3,06	109	3,83	109	3,32	108	3,8	109	4	3,56
	2021-2022	77	3,26	76	2,91	75	3,6	74	3,15	75	3,95	74	3,96	3,47
	2022-2023	78	3,44	77	3,32	78	3,73	77	3,34	78	3,77	78	3,91	3,59

**INFORME D'AVALUACIÓ DELS TÍTOLS OFICIALS.**

(Graduate survey)

 Year of completion **2022-2023**
**1303.- GRADO EN DERECHO**

		DEVELOPMENT OF TEACHING												
		10.The content included in the course guides was covered as planned		11.The methodologies used ...were suited to the competences		12.I think that the assessment process was suited to the competences		13.I received enough information about career opportunities		14.I felt guided and well advised...of my studies ...		15.The information published on the website was helpful		Average of section
Completion course		n°surv.	average	n°surv.	average	n°surv.	average	n°surv.	average	n°surv.	average	n°surv.	average	
Aggregate		828	3,19	822	2,9	833	2,96	828	2,77	821	2,54	802	3,14	2,92
	2013-2014	24	3,46	25	3,08	26	3,08	26	2,81	25	2,76	26	3,38	3,09
	2014-2015	53	3,11	53	2,74	53	2,75	53	2,72	53	2,62	49	3,22	2,86
	2015-2016	88	3,2	85	2,86	88	2,94	87	2,97	87	2,66	84	3,18	2,97
	2016-2017	87	3,15	88	2,99	88	2,91	87	3,03	86	2,71	86	3,42	3,03
	2017-2018	115	3,26	115	3	115	3,09	114	2,76	115	2,59	114	3,22	2,99
	2018-2019	96	3,05	96	2,9	96	2,95	96	2,79	94	2,47	89	2,97	2,85
	2019-2020	94	3,13	92	2,62	94	2,86	94	2,45	93	2,31	91	3,07	2,74
	2020-2021	110	3,34	107	2,93	111	2,94	109	2,54	108	2,39	103	2,94	2,85
	2021-2022	76	2,88	77	2,65	77	2,81	77	2,48	76	2,28	75	2,83	2,65
	2022-2023	78	3,41	77	3,26	78	3,17	78	3,19	77	2,84	78	3,27	3,19

		EXTERNAL INTERNSHIPS												
		17.Internships were consistent with the professional profiles of my		18.I believe that the internships helped me improve my training		19.The organisation and management of the internships was		Indicates your level of satisfaction with:						Average of section
Completion course		n°surv.	average	n°surv.	average	n°surv.	average	20. My academic tutor		21. My tutor at the host company or		22. My internships		
		n°surv.	average	n°surv.	average	n°surv.	average	n°surv.	average	n°surv.	average	n°surv.	average	
Aggregate		713	4,24	712	4,26	710	3,91	708	3,94	709	4,5	710	4,39	4,21
	2013-2014	22	4,05	22	4,09	21	3,43	22	4,23	22	4,09	22	4,18	4,02
	2014-2015	45	4,27	45	4,04	45	3,89	45	4	45	4,38	45	4,33	4,15
	2015-2016	79	4,19	79	4,06	79	3,78	79	3,63	79	4,44	80	4,29	4,07
	2016-2017	75	4,04	76	4,08	76	3,86	77	3,74	77	4,43	77	4,27	4,07
	2017-2018	104	4,14	103	4,29	103	4,11	100	3,99	101	4,45	101	4,33	4,22
	2018-2019	78	4,19	78	4,24	78	3,77	77	4,03	76	4,29	76	4,3	4,14
	2019-2020	85	4,35	85	4,35	85	4,2	86	4,12	85	4,65	85	4,55	4,37
	2020-2021	94	4,41	94	4,49	94	3,83	93	3,86	94	4,68	94	4,52	4,30
	2021-2022	63	4,33	62	4,37	61	3,77	61	3,85	63	4,65	63	4,46	4,24
	2022-2023	63	4,25	63	4,24	63	4	63	4,22	62	4,58	62	4,4	4,28

**INFORME D'AVALUACIÓ DELS TÍTOLS OFICIALS.**

(Graduate survey)

 Year of completion **2022-2023**
**1303.- GRADO EN DERECHO**

		MOBILITY PROGRAMMES: ERASMUS, SICUE/SENECA, INTERNATIONAL PROGRAMME OR OTHERS																		
		25.I believe that the academic level at the host university was suitable		26.I think that the academic recognition of my study period in the		27.Attention and information received from the LM in my mobility		28.This mobility period helped me improve my language skills		29.I believe that a mobility period is useful for the work/professional		Indicates your level of satisfaction with:				Average of section				
Completion course		n°surv.	average	n°surv.	average	n°surv.	average	n°surv.	average	n°surv.	average	30.The financial aid received		31.The teaching staff at the host		32.The mobility period that I spent		Average of section		
		n°surv.	average	n°surv.	average	n°surv.	average	n°surv.	average	n°surv.	average	n°surv.	average	n°surv.	average	n°surv.	average			
Aggregate		169	4,28	170	3,97	171	3,45	163	4,5	167	4,43	166	2,92	168	4,15	168	4,52	4,03		
2013-2014		2	*	2	*	2	*	2	*	2	*	1	*	2	*	2	*	*		
2014-2015		4	4,5	4	4,5	4	3,5	2	*	3	5	4	4	4	3,75	4	4,75	4,28		
2015-2016		13	4	13	4	13	3,23	13	4,69	13	4,54	13	3,08	13	4,46	13	4,69	4,09		
2016-2017		18	4,28	18	3,94	18	3,78	18	4,39	18	4,22	17	2,65	18	4,06	18	4,22	3,95		
2017-2018		22	4,41	23	3,48	23	3,43	23	4,61	23	4,52	23	2,74	22	4,5	22	4,77	4,05		
2018-2019		19	4,16	19	3,95	19	3,16	16	4,19	18	4,5	17	2,47	19	4,16	19	4,53	3,90		
2019-2020		25	4,2	25	3,96	25	3,44	25	4,52	25	4,52	25	2,84	25	4	25	4,56	4,00		
2020-2021		25	4,36	25	4,16	25	3,48	24	4,62	24	4,38	24	3	24	4,25	24	4,71	4,12		
2021-2022		15	4,13	15	4,27	16	3,75	15	4,6	15	4,27	16	3,5	15	4	15	4,13	4,07		
2022-2023		23	4,35	23	3,87	23	3,35	22	4,27	23	4,26	23	2,96	23	4	23	4,43	3,93		
		DEGREE FINAL PROJECT										EXPECTATIONS AND OCCUPATION								
		33.The objectives of the degree final project were made clear from the		34.Requirements and assessment criteria for the final project were		35.The mark assigned to my degree final project was suited to the		Indicates your level of satisfaction with:		Average of section	39.(If Yes) To find a better job than the one that I have now		40.(If Not) To find the type of job for which I have prepared		41.The training received during the qualification studied		42.Current conditions of the labour market			
Completion course		n°surv.	average	n°surv.	average	n°surv.	average	n°surv.	average	n°surv.	average	n°surv.	average	n°surv.	average	n°surv.	average	n°surv.	average	
Aggregate		811	3,63	805	3,88	800	4,22	809	4,18	808	4,38	4,06	217	3,54	457	3,16	773	3,18	760	3,03
2013-2014		25	3,24	25	4	23	4,39	25	4,24	25	4,64	4,10	1	*	20	3,65	23	2,96	24	3,54
2014-2015		52	3,63	52	3,88	52	4,21	53	3,98	53	4,34	4,01	9	3,56	31	3,45	48	3,25	46	3
2015-2016		86	3,57	86	3,9	84	4,3	86	4,44	86	4,52	4,14	24	3,96	50	3,28	82	3,18	82	3,21
2016-2017		85	3,75	84	3,89	84	4,3	85	4,32	84	4,49	4,15	29	3,55	49	3,41	84	3,24	81	3,01
2017-2018		112	3,64	112	3,86	112	3,97	111	4,05	111	4,27	3,96	45	3,71	60	3,17	108	3,17	106	3,04
2018-2019		95	3,68	94	3,77	93	4,23	95	4,19	95	4,45	4,06	27	3,3	48	2,96	89	3,22	87	2,74
2019-2020		90	3,73	89	4,02	89	4,26	91	4,05	91	4,25	4,06	16	3,69	59	2,97	87	3,02	85	3,02
2020-2021		111	3,41	110	3,79	110	4,24	111	4,2	111	4,38	4,00	28	3,29	66	2,97	106	3,16	104	3,07
2021-2022		72	3,57	71	3,66	71	4,15	71	3,97	71	4,32	3,94	23	3,43	32	2,78	69	3,29	68	3,06
2022-2023		76	3,91	75	4,12	75	4,39	74	4,34	74	4,38	4,22	15	3,33	39	3,46	71	3,2	71	3,06

**INFORME D'AVALUACIÓ DELS TÍTOLS OFICIALS.**
**(Graduate survey)**

 Year of completion **2022-2023**
**1303.- GRADO EN DERECHO**

Completion course	OVERALL									
	Quality of lecturers		Facilities and infrastructure		Satisfaction with my personal experience, both academic and		Would you recommend this qualification?		Average of section	
	n°surv.	average	n°surv.	average	n°surv.	average	n°surv.	average		
Aggregate	795	3,27	807	3,06	804	3,58	802	3,66	3,39	
2013-2014	26	3,42	26	3,04	26	3,54	26	4,15	3,54	
2014-2015	51	3,35	52	2,83	52	3,56	52	3,77	3,38	
2015-2016	87	3,34	85	3,16	86	3,72	86	3,78	3,50	
2016-2017	88	3,34	88	3,08	88	3,61	87	3,68	3,43	
2017-2018	111	3,35	112	3,07	112	3,71	111	3,65	3,45	
2018-2019	83	3,17	94	3,07	92	3,48	94	3,76	3,37	
2019-2020	88	3,2	89	3,11	88	3,52	86	3,66	3,37	
2020-2021	108	3,18	108	2,91	107	3,48	107	3,57	3,28	
2021-2022	72	3,06	72	3	72	3,35	72	3,31	3,18	
2022-2023	74	3,32	74	3,12	74	3,72	74	3,57	3,43	

\* The average item is calculated from three surveys rating.

Average of a section is calculated by weighting the number of responses for each item.