

EVALUATION OF DEGREE STUDIES.

(Graduate student survey)

Year of completion 2019-2020

ESTUDY: 1308

GRADUADO EN PERIODISMO

Gender	Male	3	25,00%
	Female	9	75,00%
The qualification that I have completed was my first choice in my application to the University?	Yes	11	91,67%
	No	1	8,33%
Usual status during studies	Full-time student	11	91,67%
	Part-time student	1	8,33%

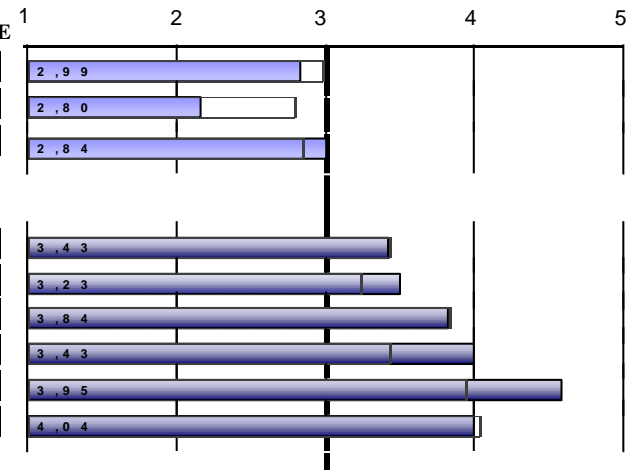
In the future, do you intend to pursue further studies?	Yes	8	66,67%	
	No	4	33,33%	
	What kind of studies?			
		Degree	0	0,00%
		Master's degree	8	100,00%
		Doctorate	0	0,00%
		Main reason		
		Specialisation	6	75,00%
		Employability	2	25,00%
		Career development	0	0,00%
		Others	0	0,00%

Frequency Response

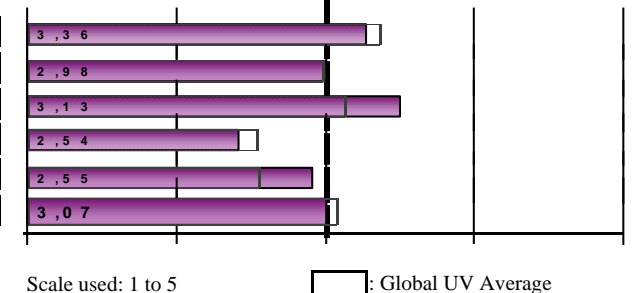
Strongly disagree....Strongly agree

TRAINING PROCESS / CURRICULUM

	N/C	1	2	3	4	5	AVERAGE
1. I think that the curriculum has a coherent structure and a good timing	0	2	4	0	6	0	2,83
2. I believe that the curriculum combines theoretical and practical knowledge adequately	0	4	3	4	1	0	2,17
3. I think that the competences developed in my qualification adequately qualify me for professional practice	0	1	3	3	5	0	3,00
<i>Average of section</i>							2,67



DEVELOPMENT OF COMPETENCES DURING YOUR STUDIES AT UNIVERSITY

	N/C	1	2	3	4	5	AVERAGE
4. I have gained knowledge and theoretical and practical understanding in my field of study	0	0	1	5	6	0	3,42
5. I am able to apply the knowledge gained to professional practice in my field of study	0	0	3	2	5	2	3,50
6. I am capable of gathering and interpreting data and information in my field of study	1	0	0	3	7	1	3,82
7. I am able to solve problems in complex situations in my field of study	0	0	0	2	8	2	4,00
8. I am able to communicate clearly and accurately	0	0	0	0	5	7	4,58
9. I am able to identify my educational needs and to organise my learning adequately	0	0	1	2	5	4	4,00
<i>Average of section</i>							3,89


DEVELOPMENT OF TEACHING

	N/C	1	2	3	4	5	AVERAGE
10. The content included in the course guides was covered as planned	1	0	2	5	3	1	3,27
11. The methodologies used in the different modules were suited to the competences required in the qualification a	0	1	2	5	4	0	3,00
12. Overall, I think that the assessment process was suited to the competences taught in the qualification	0	0	2	3	6	1	3,50
13. I received enough information about career opportunities related to my qualification	0	3	4	2	3	0	2,42
14. I felt guided and well advised throughout the development of my studies	0	1	2	7	1	1	2,92
15. The information published on the website was helpful	1	1	2	4	4	0	3,00
<i>Average of section</i>							3,01

Scale used: 1 to 5

 : Global UV Average

EVALUATION OF DEGREE STUDIES.

(Graduate student survey)


Year of completion 2019-2020







ESTUDY: 1308

GRADUADO EN PERIODISMO

EXTERNAL INTERNSHIPS

16. Did you carry out external internships during your degree studies?	Yes	10	83,33%
	No	2	16,67%



	Frequency Response					AVERAGE	1	2	3	4	5	
	N/C	1	2	3	4							5
<i>Only those who have answered "</i>												
17. Internships were consistent with the professional profiles of my qualification	0	0	0	2	6	2	4,00					
18. I believe that the internships helped me improve my training	0	0	0	1	3	6	4,50					
19. The organisation and management of the internships was adequate	0	0	4	1	5	0	3,10					
Indicates your level of satisfaction with:												
20. My academic tutor	1	1	2	1	4	1	3,22					
21. My tutor at the host company or institution	0	0	1	1	4	4	4,10					
22. My internships	0	0	0	2	5	3	4,10					
Average of section							3,85	Scale used: 1 to 5				

EVALUATION OF DEGREE STUDIES.

(Graduate student survey)


 Year of completion **2019-2020**

 ESTUDY: **1308**

GRADUADO EN PERIODISMO

MOBILITY PROGRAMMES: ERASMUS, SICUE/SENECA, INTERNATIONAL PROGRAMME OR OTHERS

23. Did you participate in any mobility programme during your degree studies?	Yes	6	50,00%
	No	6	50,00%


Only those who have answered "
24. What mobility program you participated?

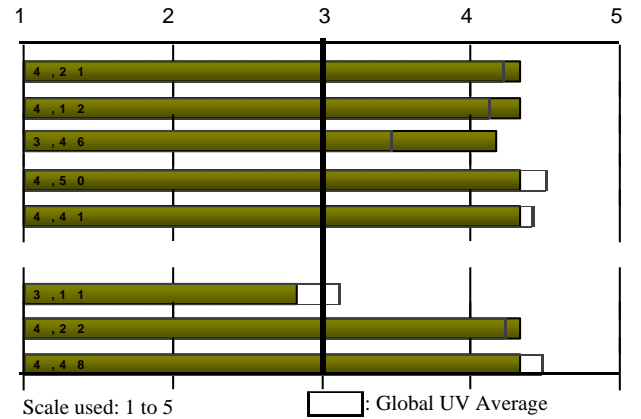
Erasmus	6	100,00%
SICUE/Séneca	0	0,00%
Programa internacional	0	0,00%
Another	0	0,00%

25. I believe that the academic level at the host university was suitable	0	0	0	1	2	3	4,33
26. I think that the academic recognition of my study period in the host country was adequate	0	0	0	0	4	2	4,33
27. Attention and information received from the University of Valencia before, during and after my mobility period	0	0	0	2	1	3	4,17
28. This mobility period helped me improve my language skills	0	0	1	0	1	4	4,33
29. I believe that a mobility period is useful for the work/professional environment after studies	0	0	1	0	1	4	4,33

Indicates your level of satisfaction with:

30. The financial aid received	0	0	2	3	1	0	2,83
31. The teaching staff at the host university	0	0	0	1	2	3	4,33
32. The mobility period that I spent at another university	0	0	0	1	2	3	4,33

Frequency Response							
Strongly disagree....Strongly agree							
N/C	1	2	3	4	5	AVERAGE	
0	0	0	1	2	3	4,33	
0	0	0	0	4	2	4,33	
0	0	0	2	1	3	4,17	
0	0	1	0	1	4	4,33	
0	0	1	0	1	4	4,33	
Strongly dissatisfied...Strongly satisfied							
0	0	2	3	1	0	2,83	
0	0	0	1	2	3	4,33	
0	0	0	1	2	3	4,33	
<i>Average of section</i>						4,12	



EVALUATION OF DEGREE STUDIES.

(Graduate student survey)

 Year of completion **2019-2020**

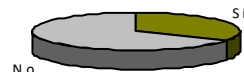
 ESTUDY: **1308**
GRUADO EN PERIODISMO
DEGREE FINAL PROJECT

33. The objectives of the degree final project were made clear from the beginning	0	0	3	4	3	2	3,33
34. Requirements and assessment criteria for the degree final project were suitable and published in advance	0	0	5	2	3	2	3,17
35. The mark assigned to my degree final project was suited to the requirements	0	0	1	2	5	4	4,00

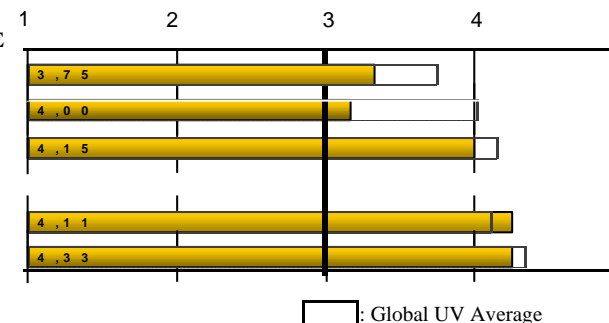
Indicates your level of satisfaction with:

36. My tutor for the degree final project	0	0	1	2	2	7	4,25
37. The degree final project that I carried out	0	0	0	1	7	4	4,25

38. Do you have a job?	Yes	4	33,33%
	No	8	66,67%



Frequency Response							
Strongly disagree....Strongly agree							
N/C	1	2	3	4	5	AVERAGE	
Average of section							
							3,80


EXPECTATIONS AND OCCUPATION

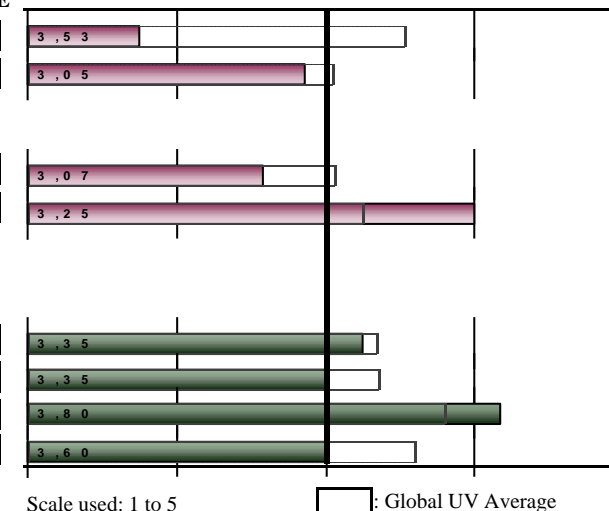
If so, I believe that given the current labour market situation, the qualification that I have studied will allow me:

39. (If Yes) To find a better job than the one that I have now	0	2	1	1	0	0	1,75
40. (If Not) To find the type of job for which I have prepared	1	0	2	4	1	0	2,86

Indicate to what extent the answer that you gave to the previous question is due to the following factors:

None..... Completely							
N/C	1	2	3	4	5	AVERAGE	
41. The training received during the qualification studied	0	1	5	4	2	0	2,58
42. Current conditions of the labour market	0	0	0	2	8	2	4,00

Frequency Response							
Strongly disagree....Strongly agree							
N/C	1	2	3	4	5	AVERAGE	
Average of section							
							3,35


OVERALL

Quality of lecturers	0	1	0	6	5	0	3,25
Facilities and infrastructure	0	0	6	0	6	0	3,00
Satisfaction with my personal experience, both academic and extracurricular, at the University of Valencia	0	0	0	1	8	3	4,17
Would you recommend this qualification?	0	2	1	4	5	0	3,00

Average of section

3,35

Scale used: 1 to 5

Global UV Average

(Graduate student survey)

ESTUDY: 1308

GRADUADO EN PERIODISMO

		TRAINING PROCESS / CURRICULUM							
BREAKDOWN	Completion course	Only courses is over 2 surveys collected	1.The curriculum has a coherent structure and a good timing		2.The curriculum combines theoretical and practical		3...the competences developed ... adequately qualify		Average of section
			n°surv.	average	n°surv.	average	n°surv.	average	
Aggregate		100	100	2,53	100	2,17	100	2,7	2,47
	2012-2013	3	3	3	3	2,33	3	3,33	2,89
	2013-2014	4	4	2,25	4	2,25	4	2,75	2,42
	2014-2015	11	11	2,09	11	2,09	11	2,55	2,24
	2015-2016	23	23	2,57	23	2,13	23	2,74	2,48
	2016-2017	14	14	2,29	14	2,14	14	2,64	2,36
	2017-2018	20	20	2,8	20	2,2	20	2,6	2,53
	2018-2019	12	12	2,33	12	2,17	12	2,5	2,33
	2019-2020	12	12	2,83	12	2,17	12	3	2,67

		DEVELOPMENT OF COMPETENCES DURING YOUR STUDIES AT UNIVERSITY													
Completion course	n°surv.	average	4.I have gained knowledge and understanding in my field of study		5.I am able to apply the knowledge gained to professional		6.I am capable of gathering and interpreting data and information in		7.I am able to solve problems in complex situations in my field of study		8.I am able to communicate clearly and accurately		9.I am able to identify my educational needs and to organise my		Average of section
			n°surv.	average	n°surv.	average	n°surv.	average	n°surv.	average	n°surv.	average	n°surv.	average	
Aggregate	99	3,26	99	3,34	98	3,82	97	3,63	99	4,09	96	3,9		3,67	
	2012-2013	3	3	3	3	4	3	3,67	3	4	3	4,33		3,67	
	2013-2014	4	3	4	2,75	4	3	3	2,67	4	4,25	3	4	3,27	
	2014-2015	10	2,7	10	3,1	10	3,7	10	3,2	10	3,7	10	3,3	3,28	
	2015-2016	23	3,39	23	3,3	23	3,83	23	3,48	23	3,83	23	3,87	3,62	
	2016-2017	14	3,14	14	3,21	14	3,64	14	3,64	14	4,07	14	3,57	3,55	
	2017-2018	20	3,65	20	3,7	20	4,15	19	3,89	20	4,2	19	4,11	3,95	
	2018-2019	12	3	12	3,33	12	3,83	12	3,67	12	4,25	11	4,36	3,73	
	2019-2020	12	3,42	12	3,5	11	3,82	12	4	12	4,58	12	4	3,89	

		DEVELOPMENT OF TEACHING													
Completion course	n°surv.	average	10.The content included in the course guides was covered as planned		11.The methodologies used ...were suited to the		12.I think that the assessment process was suited to the		13.I received enough information about career opportunities		14.I felt guided and well advised...of my studies ...		15.The information published on the website was helpful		Average of section
			n°surv.	average	n°surv.	average	n°surv.	average	n°surv.	average	n°surv.	average	n°surv.	average	
Aggregate	94	3,04	95	2,63	96	3,1	98	2,55	98	2,47	93	2,81		2,76	
	2012-2013	2	*	3	3	3	4	3	4	3	3,67	3	3	*	

Surveys collected: 100

Surveys collected since 2014 until: 10/03/2021

Printing date: 10/03/2021

(Graduate student survey)
ESTUDY: 1308
GRADUADO EN PERIODISMO

Year	n°surv.	average	n°surv.	average	n°surv.	average	n°surv.	average	n°surv.	average	n°surv.	average	n°surv.	average
2013-2014	4	2	4	2	4	2,5	4	2	4	2	4	2	4	2,08
2014-2015	11	3,18	11	2,45	11	3	11	2,73	11	2,09	11	3	11	2,74
2015-2016	21	3	21	2,52	21	2,95	22	2,23	22	2,32	21	2,86	21	2,64
2016-2017	14	2,57	12	2,5	13	2,92	13	2,54	13	2,46	12	2,42	12	2,57
2017-2018	18	3,44	19	2,89	19	3,26	20	2,65	20	2,45	18	3,17	18	2,96
2018-2019	12	3	12	2,42	12	3	12	2,75	12	2,5	12	2,5	12	2,69
2019-2020	11	3,27	12	3	12	3,5	12	2,42	12	2,92	11	3	11	3,01

EXTERNAL INTERNSHIPS

Completion course	17.Internships were consistent with the professional profiles of my		18.I believe that the internships helped me improve my training		19.The organisation and management of the internships was		Indicates your level of satisfaction with:						Average of section	
	n°surv.	average	n°surv.	average	n°surv.	average	20. My academic tutor		21.My tutor at the host company or		22. My internships			
	n°surv.	average	n°surv.	average	n°surv.	average	n°surv.	average	n°surv.	average	n°surv.	average	n°surv.	average
Aggregate	91	4,3	92	4,39	92	3,46	90	2,93	90	3,97	90	4,16	90	3,87
2012-2013	3	3,67	3	3,33	3	3	3	2,67	3	4	3	3,33	3	3,33
2013-2014	4	4,25	4	4	4	3,75	4	3	4	4,5	4	4,75	4	4,04
2014-2015	10	4,6	10	4,6	10	3,7	10	2,7	10	4	10	4,3	10	3,98
2015-2016	20	3,9	21	3,9	21	2,9	21	3,1	20	3,35	21	3,67	21	3,47
2016-2017	14	4,5	14	4,79	14	3,71	13	2,38	13	4,31	13	4,54	13	4,05
2017-2018	20	4,55	20	4,65	20	3,65	20	3,4	20	3,95	19	4,26	19	4,08
2018-2019	9	4,67	9	4,67	9	4,11	9	2,44	9	4,44	9	4,44	9	4,13
2019-2020	10	4	10	4,5	10	3,1	9	3,22	10	4,1	10	4,1	10	3,85

MOBILITY PROGRAMMES: ERASMUS, SICUE/SENECA, INTERNATIONAL PROGRAMME OR OTHERS

Completion course	25.I believe that the academic level at the host university was		26.I think that the academic recognition of my study period in the		27.Attention and information received from the LIV in my mobility		28.This mobility period helped me improve my language skills		29.I believe that a mobility period is useful for the work/professional		Indicates your level of satisfaction with:						Average of section	
	n°surv.	average	n°surv.	average	n°surv.	average	n°surv.	average	n°surv.	average	30.The financial aid received		31.The teaching staff at the host		32.The mobility period that I spent			
	n°surv.	average	n°surv.	average	n°surv.	average	n°surv.	average	n°surv.	average	n°surv.	average	n°surv.	average	n°surv.	average	n°surv.	average
Aggregate	53	4,26	51	3,96	53	3,26	49	4,78	52	4,63	52	2,87	52	4,31	52	4,58	52	4,07
2012-2013	2	*	2	*	2	*	2	*	2	*	2	*	2	*	2	*	2	*
2013-2014	2	*	1	*	2	*	1	*	2	*	2	*	2	*	2	*	2	*
2014-2015	6	4,33	6	3,5	6	2,83	6	4,83	6	4,83	6	2,67	6	4	6	4,33	6	3,92
2015-2016	15	4,2	15	4,2	15	3	14	4,86	15	4,87	15	2,8	15	4,47	15	4,67	15	4,13
2016-2017	4	4,5	3	4,67	4	4	3	5	3	5	4	2	4	4,25	3	5	4	4,21
2017-2018	12	4,5	12	3,42	12	3,67	11	4,91	12	4,58	11	3,18	12	4,42	12	4,75	12	4,18
2018-2019	6	3,5	6	3,83	6	2,5	6	4,5	6	4,33	6	2,67	5	4	6	4,5	6	3,72

(Graduate student survey)

ESTUDY: 1308

GRADUADO EN PERIODISMO

2019-2020	6	4,33	6	4,33	6	4,17	6	4,33	6	4,33	6	2,83	6	4,33	6	4,33	4,12		
DEGREE FINAL PROJECT												EXPECTATIONS AND OCCUPATION							
Completion course	33.The objectives of the degree final project were made clear from the		34.Requirements and assessment criteria for the final project were		35.The mark assigned to my degree final project was suited to the		Indicates your level of satisfaction with:		Average of section	39.(If Yes) To find a better job than the one that I have now		40.(If Not) To find the type of job for which I have prepared		41.The training received during the qualification studied		42.Current conditions of the labour market			
	n°surv.	average	n°surv.	average	n°surv.	average	n°surv.	average		n°surv.	average	n°surv.	average	n°surv.	average	n°surv.	average		
Aggregate	99	3,29	99	3,18	96	3,7	98	3,57	98	4	3,55	34	2,65	51	2,35	96	2,82	97	3,66
2012-2013	3	4	3	4	3	4	3	3,67	3	4,33	4,00	2	*	1	*	3	3,33	3	3,33
2013-2014	4	2,25	4	2,5	4	2,25	3	2,67	4	4	2,74	1	*	2	*	4	2,5	4	3,75
2014-2015	11	3,55	11	3	11	3,09	11	3,45	11	3,27	3,27	4	2,5	5	2	11	3,18	11	3,91
2015-2016	22	3,5	22	3,41	21	4	22	3,55	21	4,1	3,70	9	2,56	7	2,29	20	3,1	21	3,29
2016-2017	14	3,14	14	2,86	14	3,36	14	3,07	14	3,86	3,26	4	2,5	10	2	14	2,5	14	3,71
2017-2018	20	3,25	20	3,55	18	3,78	20	3,5	20	3,95	3,60	6	3	12	2,42	19	2,74	19	4
2018-2019	12	3,08	12	2,75	12	4,33	12	4	12	4,42	3,72	4	3	6	2,83	12	2,75	12	3,17
2019-2020	12	3,33	12	3,17	12	4	12	4,25	12	4,25	3,80	4	1,75	7	2,86	12	2,58	12	4

OVERALL									
Completion course	Quality of lecturers		Facilities and infrastructure		Satisfaction with my personal experience, both academic and		Would you recommend this qualification?		Average of section
	n°surv.	average	n°surv.	average	n°surv.	average	n°surv.	average	
Aggregate	97	3,06	98	2,98	98	3,6	98	2,93	3,14
2012-2013	3	3,33	3	3,67	3	4,33	3	3,33	3,67
2013-2014	4	2,25	4	2,25	4	3,75	4	2,75	2,75
2014-2015	10	3	10	2,7	10	3,3	10	2,7	2,92
2015-2016	22	3,18	22	3,09	22	3,55	22	2,82	3,16
2016-2017	14	2,86	14	3,21	14	3,86	14	3	3,23
2017-2018	19	3,32	20	3	20	3,45	20	3,2	3,24
2018-2019	12	2,83	12	2,75	12	3,08	12	2,67	2,83
2019-2020	12	3,25	12	3	12	4,17	12	3	3,35

* The average item is calculated from three surveys rating.

Average of a section is calculated by weighting the number of responses for each item.