

EVALUATION OF DEGREE STUDIES

(Graduate survey)

Year of completion 2023-2024

1313.- GRADO EN ADMINISTRACIÓN Y DIRECCIÓN DE EMPRESAS (VALENCIA)

Gender	Male	7	36,84%
	Female	12	63,16%
The qualification that I have completed was my first choice in my application to the University?	Yes	13	68,42%
	No	6	31,58%
Usual status during studies	Full-time student	19	100,00%
	Part-time student	0	0,00%

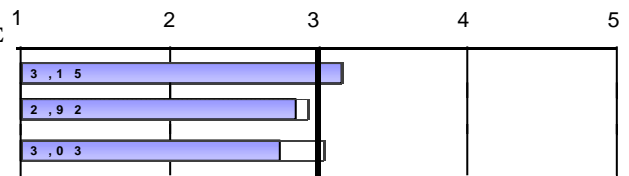
In the future, do you intend to pursue further studies?	Yes		78,95%	
	No		21,05%	
	Yes	15	78,95%	
What kind of studies?	Degree	0	0,00%	
	Master's degree	15	100,00%	
	Doctorate	0	0,00%	
Main reason	Specialisation	10	66,67%	
	Employability	3	20,00%	
	Career development	2	13,33%	
	Others	0	0,00%	

Frequency Response

Strongly disagree....Strongly agree

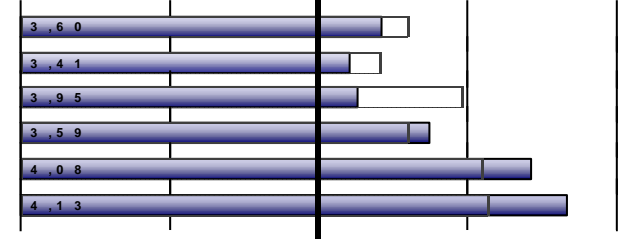
TRAINING PROCESS / CURRICULUM

	N/C	1	2	3	4	5	AVERAGE
1. I think that the curriculum has a coherent structure and a good timing	0	2	4	5	5	3	3,16
2. I believe that the curriculum combines theoretical and practical knowledge adequately	0	3	5	6	2	3	2,84
3. I think that the competences developed in my qualification adequately qualify me for professional practice	0	4	5	5	2	3	2,74
<i>Average of section</i>							<b>2,91</b>



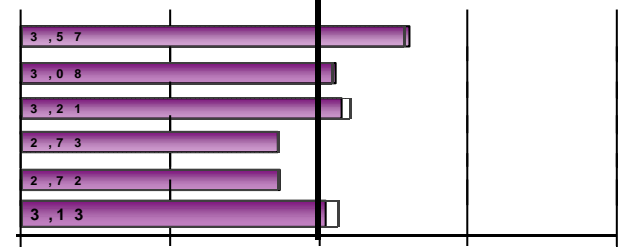
DEVELOPMENT OF COMPETENCES DURING YOUR STUDIES AT UNIVERSITY

	N/C	1	2	3	4	5	AVERAGE
4. I have gained knowledge and theoretical and practical understanding in my field of study	0	0	4	6	6	3	3,42
5. I am able to apply the knowledge gained to professional practice in my field of study	0	2	3	5	7	2	3,21
6. I am capable of gathering and interpreting data and information in my field of study	0	1	4	6	5	3	3,26
7. I am able to solve problems in complex situations in my field of study	0	2	0	4	8	5	3,74
8. I am able to communicate clearly and accurately	0	0	1	1	6	11	4,42
9. I am able to identify my educational needs and to organise my learning adequately	1	0	0	0	6	12	4,67
<i>Average of section</i>							<b>3,78</b>



DEVELOPMENT OF TEACHING

	N/C	1	2	3	4	5	AVERAGE
10. The content included in the course guides was covered as planned	1	0	4	3	7	4	3,61
11. The methodologies used in the different modules were suited to the competences required in the qualification a	1	2	4	4	6	2	3,11
12. Overall, I think that the assessment process was suited to the competences taught in the qualification	0	3	2	5	7	2	3,16
13. I received enough information about career opportunities related to my qualification	1	4	6	2	3	3	2,72
14. I felt guided and well advised throughout the development of my studies	0	5	4	4	3	3	2,74
15. The information published on the website was helpful	0	3	3	6	4	3	3,05
<i>Average of section</i>							<b>3,06</b>



Scale used: 1 to 5

Global UV Average

EVALUATION OF DEGREE STUDIES

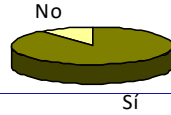
(Graduate survey)

Year of completion 2023-2024

1313.- GRADO EN ADMINISTRACIÓN Y DIRECCIÓN DE EMPRESAS (VALENCIA)

EXTERNAL INTERNSHIPS

16. Did you carry out external internships during your degree studies?	Yes	17	89,47%
	No	2	10,53%



	Frequency Response						AVERAGE	1	2	3	4	5
	N/C	1	2	3	4	5						
<i>Only those who have answered "</i>												
17. Internships were consistent with the professional profiles of my qualification	0	2	2	4	4	5	3,47					
18. I believe that the internships helped me improve my training	0	1	1	2	5	8	4,06					
19. The organisation and management of the internships was adequate	0	2	1	3	4	7	3,76					
Indicates your level of satisfaction with:												
20. My academic tutor	0	4	0	2	2	9	3,71					
21. My tutor at the host company or institution	0	2	0	2	2	11	4,18					
22. My internships	0	1	0	3	3	10	4,24					
Average of section							3,90					

EVALUATION OF DEGREE STUDIES

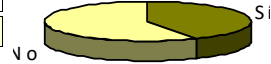
(Graduate survey)

Year of completion 2023-2024

1313.- GRADO EN ADMINISTRACIÓN Y DIRECCIÓN DE EMPRESAS (VALENCIA)

MOBILITY PROGRAMMES: ERASMUS, SICUE/SENECA, INTERNATIONAL PROGRAMME OR OTHERS

23. Did you participate in any mobility programme during your degree studies?	Yes	8	42,11%
	No	11	57,89%



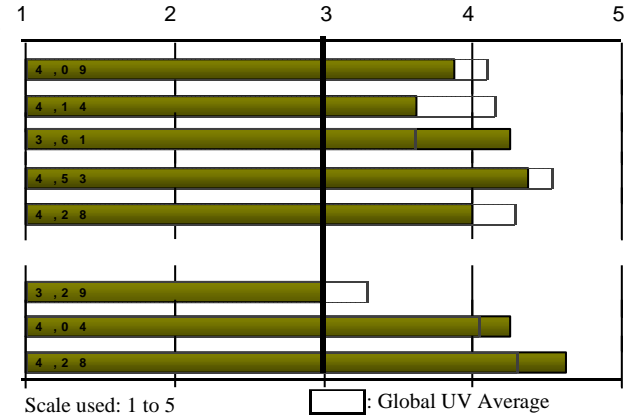
Only those who have answered "

24. What mobility program you participated?

Erasmus	8	100,00%
SICUE/Séneca	0	0,00%
Programa internacional	0	0,00%
Another	0	0,00%

Frequency Response

N/C	Strongly disagree...Strongly agree					AVERAGE	
	1	2	3	4	5		
25. I believe that the academic level at the host university was suitable	0	1	1	0	2	4	3,88
26. I think that the academic recognition of my study period in the host country was adequate	0	1	1	0	4	2	3,62
27. Attention and information received from the University of Valencia before, during and after my mobility perio	0	0	1	1	1	5	4,25
28. This mobility period helped me improve my language skills	0	0	0	1	3	4	4,38
29. I believe that a mobility period is useful for the work/professional environment after studies	1	1	0	0	3	3	4,00



Indicates your level of satisfaction with:

N/C	Strongly dissatisfied...Strongly sa					AVERAGE	
	1	2	3	4	5		
30. The financial aid received	0	2	1	2	1	2	3,00
31. The teaching staff at the host university	0	0	0	1	4	3	4,25
32. The mobility period that I spent at another university	0	0	0	0	3	5	4,62

Average of section

4,00

Scale used: 1 to 5

Global UV Average

EVALUATION OF DEGREE STUDIES

(Graduate survey)

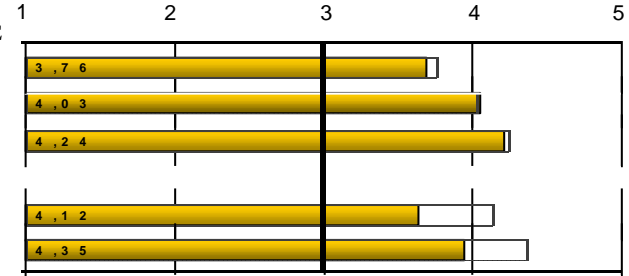
Year of completion 2023-2024

1313.- GRADO EN ADMINISTRACIÓN Y DIRECCIÓN DE EMPRESAS (VALENCIA)

DEGREE FINAL PROJECT

33. The objectives of the degree final project were made clear from the beginning
34. Requirements and assessment criteria for the degree final project were suitable and published in advance
35. The mark assigned to my degree final project was suited to the requirements

Frequency Response						
Strongly disagree....Strongly agree						
N/C	1	2	3	4	5	AVERAGE
0	2	1	5	4	7	3,68
0	1	1	3	5	9	4,05
0	0	1	5	2	11	4,21



Indicates your level of satisfaction with:

36. My tutor for the degree final project
37. The degree final project that I carried out

Strongly dissatisfied...Strongly sa						
N/C	1	2	3	4	5	AVERAGE
0	4	3	0	1	11	3,63
0	2	2	2	2	11	3,95

Global UV Average

38. Do you have a job?	Yes	8	42,11%
	No	11	57,89%



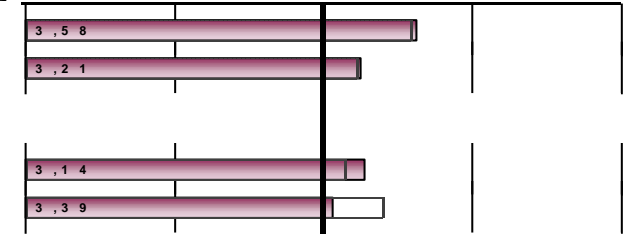
Average of section 3,91

EXPECTATIONS AND OCCUPATION

If so, I believe that given the current labour market situation, the qualification that I have studied will allow me:

39. (If Yes) To find a better job than the one that I have now
40. (If Not) To find the type of job for which I have prepared

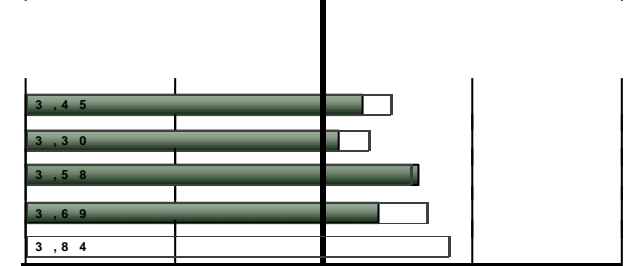
Frequency Response						
Strongly disagree....Strongly agree						
N/C	1	2	3	4	5	AVERAGE
0	1	0	2	3	2	3,62
7	0	1	1	2	0	3,25



Indicate to what extent the answer that you gave to the previous question is due to the following factors:

41. The training received during the qualification studied
42. Current conditions of the labour market

None..... Completely						
N/C	1	2	3	4	5	AVERAGE
1	1	2	9	3	3	3,28
1	0	7	5	4	2	3,06



OVERALL

Quality of lecturers
Facilities and infrastructure
Satisfaction with my personal experience, both academic and extracurricular, at the University of Valencia
Would you recommend this qualification?
The gender perspective has been present in a transversal way in this degree: use of egalitarian and inclusive language, promotion of the participation of women in the classroom and references of women authors in the bibliography.

Strongly disagree....Strongly agree						
N/C	1	2	3	4	5	AVERAGE
0	2	2	6	7	2	3,26
0	2	4	6	4	3	3,11
0	1	3	2	9	4	3,63
0	3	1	3	10	2	3,37
2	0	0	1	0	1	*

Scale used: 1 to 5 Global UV Average

Average of section 3,36

EVALUATION OF DEGREE STUDIES

(Graduate survey)

Year of completion **2023-2024**

**1313.- GRADO EN ADMINISTRACIÓN Y DIRECCIÓN DE EMPRESAS (VALENCIA)**

		TRAINING PROCESS / CURRICULUM							
BREAKDOWN	Completion course	Only courses is over 2 surveys collected	1.The curriculum has a coherent structure and a good timing		2.The curriculum combines theoretical and practical		3...the competences developed ... adequately qualify		Average of section
			n°surv.	average	n°surv.	average	n°surv.	average	
	Aggregate	476	473	3,23	475	2,72	474	2,74	2,90
	2023-2024	19	19	3,16	19	2,84	19	2,74	2,91
	2022-2023	43	43	3	43	2,7	43	2,88	2,86
	2021-2022	42	42	3,5	42	3	42	3,02	3,17
	2020-2021	58	58	3,14	58	2,53	58	2,55	2,74
	2019-2020	56	56	3,21	56	2,77	56	2,75	2,91
	2018-2019	51	51	3,31	51	2,82	51	2,69	2,94

		DEVELOPMENT OF COMPETENCES DURING YOUR STUDIES AT UNIVERSITY												
BREAKDOWN	Completion course	4.I have gained knowledge and understanding in my field of study		5.I am able to apply the knowledge gained to professional		6.I am capable of gathering and interpreting data and information in		7.I am able to solve problems in complex situations in my field of study		8.I am able to communicate clearly and accurately		9.I am able to identify my educational needs and to organise my		Average of section
		n°surv.	average	n°surv.	average	n°surv.	average	n°surv.	average	n°surv.	average	n°surv.	average	
	Aggregate	472	3,33	470	3,16	472	3,66	468	3,44	467	3,94	468	4,07	3,60
	2023-2024	19	3,42	19	3,21	19	3,26	19	3,74	19	4,42	18	4,67	3,78
	2022-2023	43	3,37	43	3,42	43	3,74	43	3,63	42	3,55	42	3,83	3,59
	2021-2022	42	3,48	42	3,5	42	3,81	41	3,71	41	4,02	42	3,98	3,75
	2020-2021	58	3,26	58	3,09	58	3,36	57	3,35	57	3,82	57	3,86	3,46
	2019-2020	55	3,24	55	3,11	56	3,71	54	3,26	55	3,89	56	3,95	3,53
	2018-2019	51	3,31	51	3,1	51	3,76	50	3,46	49	4,08	51	4,16	3,64

**EVALUATION OF DEGREE STUDIES**

**(Graduate survey)**

Year of completion **2023-2024**

**1313.- GRADO EN ADMINISTRACIÓN Y DIRECCIÓN DE EMPRESAS (VALENCIA)**

		DEVELOPMENT OF TEACHING												
		10.The content included in the course guides was covered as planned		11.The methodologies used ...were suited to the competences		12.I think that the assessment process was suited to the competences		13.I received enough information about career opportunities		14.I felt guided and well advised...of my studies ...		15.The information published on the website was helpful		Average of section
Completion course		n°surv.	average	n°surv.	average	n°surv.	average	n°surv.	average	n°surv.	average	n°surv.	average	
Aggregate		453	3,59	457	3,07	458	3,11	458	2,67	460	2,55	442	3,19	3,03
	2023-2024	18	3,61	18	3,11	19	3,16	18	2,72	19	2,74	19	3,05	3,06
	2022-2023	43	3,49	42	3,05	43	2,81	42	2,57	43	2,65	42	2,88	2,91
	2021-2022	41	3,78	41	3,39	40	3,32	41	3,1	41	3,05	39	3,21	3,31
	2020-2021	56	3,64	57	3,09	57	3,09	55	2,6	56	2,38	54	2,96	2,96
	2019-2020	53	3,43	54	3,13	54	3,13	54	2,83	53	2,53	52	3	3,01
	2018-2019	50	3,5	49	2,98	50	2,98	50	2,44	50	2,54	45	3,24	2,94

		EXTERNAL INTERNSHIPS												
		17.Internships were consistent with the professional profiles of my		18.I believe that the internships helped me improve my training		19.The organisation and management of the internships was		Indicates your level of satisfaction with:						Average of section
Completion course		n°surv.	average	n°surv.	average	n°surv.	average	20. My academic tutor		21. My tutor at the host company or		22. My internships		
		n°surv.	average	n°surv.	average	n°surv.	average	n°surv.	average	n°surv.	average	n°surv.	average	
Aggregate		397	3,83	396	4	395	3,83	395	3,99	395	4,13	394	4,07	3,97
	2023-2024	17	3,47	17	4,06	17	3,76	17	3,71	17	4,18	17	4,24	3,90
	2022-2023	35	3,83	35	4,14	35	4,14	34	4,09	34	4,41	35	4,43	4,17
	2021-2022	37	4,35	37	4,35	37	4,3	37	4,16	37	4,38	37	4,41	4,32
	2020-2021	53	3,89	53	3,96	51	3,55	53	4,09	53	3,85	53	3,89	3,87
	2019-2020	44	3,93	43	4,19	44	3,8	44	4,39	44	4,3	44	4,16	4,13
	2018-2019	41	3,83	41	3,76	41	3,78	41	4,1	41	4,24	41	3,98	3,95

EVALUATION OF DEGREE STUDIES

(Graduate survey)

Year of completion **2023-2024**

**1313.- GRADO EN ADMINISTRACIÓN Y DIRECCIÓN DE EMPRESAS (VALENCIA)**

		MOBILITY PROGRAMMES: ERASMUS, SICUE/SENECA, INTERNATIONAL PROGRAMME OR OTHERS																			
		25.I believe that the academic level at the host university was suitable		26.I think that the academic recognition of my study period in the		27.Attention and information received from the UV in my mobility		28.This mobility period helped me improve my language skills		29.I believe that a mobility period is useful for the work/professional		Indicates your level of satisfaction with:						Average of section			
Completion course		n°surv.	average	n°surv.	average	n°surv.	average	n°surv.	average	n°surv.	average	30.The financial aid received		31.The teaching staff at the host		32.The mobility period that I spent					
		n°surv.	average	n°surv.	average	n°surv.	average	n°surv.	average	n°surv.	average	n°surv.	average	n°surv.	average	n°surv.	average	n°surv.	average		
Aggregate		141	4,35	142	4,2	142	3,48	139	4,55	140	4,45	142	3,02	142	4,29	138	4,57	4,11			
2023-2024		8	3,88	8	3,62	8	4,25	8	4,38	7	4	8	3	8	4,25	8	4,62	4,00			
2022-2023		12	4,08	13	4,23	13	3,62	13	3,92	13	4,15	13	3,23	13	4,23	13	4,23	3,96			
2021-2022		9	4,33	9	4,11	9	4,11	9	4,33	9	4,11	9	3,44	9	4,33	9	4,67	4,18			
2020-2021		24	4,79	24	4,33	24	3,33	24	4,29	24	4,33	24	3,12	24	4,17	23	4,65	4,13			
2019-2020		19	3,89	19	3,74	19	3,53	19	4,53	19	4,26	19	3,26	19	3,95	19	4,26	3,93			
2018-2019		14	4,5	14	4,43	14	3,79	14	4,86	14	4,57	14	3	14	4,43	13	4,92	4,31			
		DEGREE FINAL PROJECT										EXPECTATIONS AND OCCUPATION									
		33.The objectives of the degree final project were made clear from the		34.Requirements and assessment criteria for the final project were		35.The mark assigned to my degree final project was suited to the		Indicates your level of satisfaction with:				Average of section	39.(If Yes) To find a better job than the one that I have now		40.(If Not) To find the type of job for which I have prepared		41.The training received during the qualification studied		42.Current conditions of the labour market		
Completion course		n°surv.	average	n°surv.	average	n°surv.	average	n°surv.	average	n°surv.	average	n°surv.	average	n°surv.	average	n°surv.	average	n°surv.	average	n°surv.	average
Aggregate		460	3,59	458	3,91	453	4,09	462	3,94	457	4,2	3,95	218	3,5	177	3,19	444	3,18	437	3,22	
2023-2024		19	3,68	19	4,05	19	4,21	19	3,63	19	3,95	3,91	8	3,62	4	3,25	18	3,28	18	3,06	
2022-2023		41	3,78	41	4,05	41	4	41	3,93	41	4,49	4,05	19	3,63	11	3,18	40	3,18	40	3,3	
2021-2022		42	3,74	42	4,14	42	4,31	42	4,12	42	4,45	4,15	23	3,78	12	3,58	41	3,37	40	3,35	
2020-2021		56	3,5	56	3,88	53	4,23	56	4,09	56	4,34	4,00	19	3,32	26	3,12	55	3,18	53	3,04	
2019-2020		55	3,82	54	4,13	54	4,28	55	4,16	54	4,41	4,16	22	3,45	26	3,08	51	3	50	3,02	
2018-2019		51	3,61	51	3,86	50	4	51	3,92	51	3,92	3,86	21	3,29	24	3,29	49	3,2	48	3,33	

EVALUATION OF DEGREE STUDIES

(Graduate survey)

Year of completion **2023-2024**

**1313.- GRADO EN ADMINISTRACIÓN Y DIRECCIÓN DE EMPRESAS (VALENCIA)**

Completion course	OVERALL									
	Quality of lecturers		Facilities and infrastructure		Satisfaction with my personal experience, both academic and		Would you recommend this qualification?		Average of section	
	n°surv.	average	n°surv.	average	n°surv.	average	n°surv.	average		
Aggregate	456	3,31	459	3,33	458	3,83	457	3,55	3,50	
2023-2024	19	3,26	19	3,11	19	3,63	19	3,37	3,36	
2022-2023	40	3,1	40	3,15	40	3,7	40	3,3	3,31	
2021-2022	41	3,46	41	3,2	41	3,76	41	3,66	3,52	
2020-2021	55	3,24	55	2,93	55	3,64	55	3,31	3,28	
2019-2020	55	3,29	55	3,33	55	3,91	55	3,58	3,53	
2018-2019	49	3,37	51	3,41	51	3,76	50	3,6	3,54	

\* The average item is calculated from three surveys rating.

Average of a section is calculated by weighting the number of responses for each item.