

INFORME D'AVALUACIÓ DELS TÍTOLS OFICIALS.

(Graduate survey)

Year of completion 2022-2023

1317.- GRADO EN TURISMO

Gender	Male	1	14,29%
	Female	6	85,71%
The qualification that I have completed was my first choice in my application to the University?	Yes	8	80,00%
	No	2	20,00%
Usual status during studies	Full-time student	9	90,00%
	Part-time student	1	10,00%

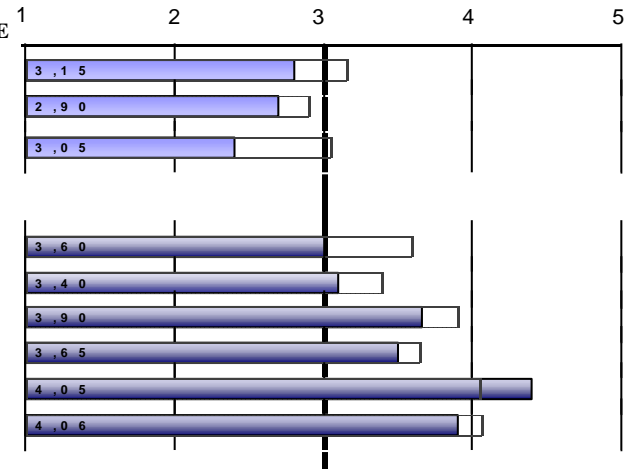
In the future, do you intend to pursue further studies?		What kind of studies?		Main reason		
		Degree	0	0,00%	Specialisation	4
Yes	8	80,00%	Master's degree	8	100,00%	
No	2	20,00%	Doctorate	0	0,00%	
				Employability	3	37,50%
				Career development	1	12,50%
				Others	0	0,00%

Frequency Response

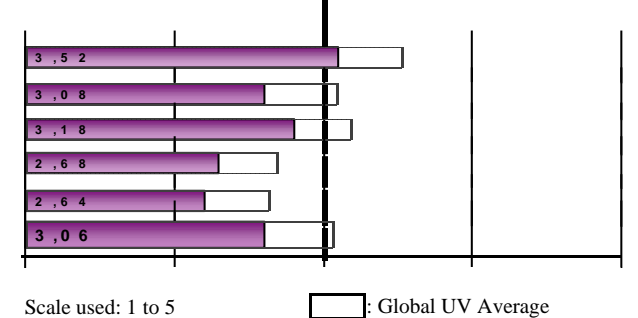
Strongly disagree....Strongly agree

TRAINING PROCESS / CURRICULUM

	N/C	1	2	3	4	5	AVERAGE
1. I think that the curriculum has a coherent structure and a good timing	0	1	2	5	2	0	2,80
2. I believe that the curriculum combines theoretical and practical knowledge adequately	0	1	3	4	2	0	2,70
3. I think that the competences developed in my qualification adequately qualify me for professional practice	0	4	1	2	3	0	2,40
<i>Average of section</i>							2,63


DEVELOPMENT OF COMPETENCES DURING YOUR STUDIES AT UNIVERSITY

	N/C	1	2	3	4	5	AVERAGE
4. I have gained knowledge and theoretical and practical understanding in my field of study	0	0	3	4	3	0	3,00
5. I am able to apply the knowledge gained to professional practice in my field of study	0	0	2	6	1	1	3,10
6. I am capable of gathering and interpreting data and information in my field of study	1	0	1	1	7	0	3,67
7. I am able to solve problems in complex situations in my field of study	0	0	1	4	4	1	3,50
8. I am able to communicate clearly and accurately	0	0	1	0	3	6	4,40
9. I am able to identify my educational needs and to organise my learning adequately	0	0	1	2	4	3	3,90
<i>Average of section</i>							3,59


DEVELOPMENT OF TEACHING

	N/C	1	2	3	4	5	AVERAGE
10. The content included in the course guides was covered as planned	0	1	1	4	4	0	3,10
11. The methodologies used in the different modules were suited to the competences required in the qualification	0	1	3	5	1	0	2,60
12. Overall, I think that the assessment process was suited to the competences taught in the qualification	0	1	2	5	2	0	2,80
13. I received enough information about career opportunities related to my qualification	0	2	4	3	1	0	2,30
14. I felt guided and well advised throughout the development of my studies	0	4	1	4	1	0	2,20
15. The information published on the website was helpful	0	2	2	4	2	0	2,60
<i>Average of section</i>							2,60

Scale used: 1 to 5



INFORME D' AVALUACIÓ DELS TÍTOLS OFICIALS.

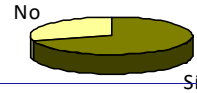
(Graduate survey)

 Year of completion **2022-2023**

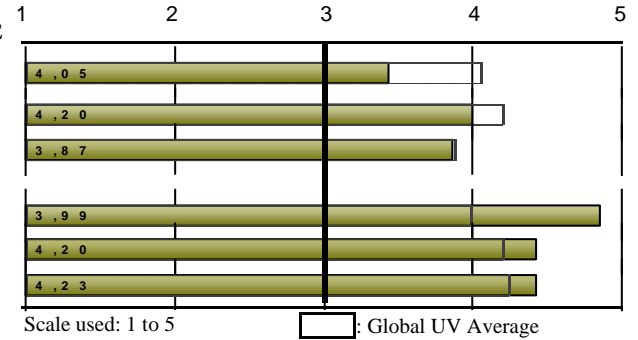
1317.- GRADO EN TURISMO

EXTERNAL INTERNSHIPS

16. Did you carry out external internships during your degree studies?	Yes	7	70,00%
	No	3	30,00%



	Frequency Response						AVERAGE	
	Strongly disagree....Strongly agree							
	N/C	1	2	3	4	5		
<i>Only those who have answered "</i>								
17. Internships were consistent with the professional profiles of my qualification	0	0	2	1	3	1	3,43	4,05
18. I believe that the internships helped me improve my training	0	0	1	0	4	2	4,00	4,20
19. The organisation and management of the internships was adequate	0	0	1	1	3	2	3,86	3,87
Indicates your level of satisfaction with:								
20. My academic tutor	0	0	0	0	1	6	4,86	3,99
21. My tutor at the host company or institution	0	0	1	0	1	5	4,43	4,20
22. My internships	0	0	0	1	2	4	4,43	4,23
<i>Average of section</i>							4,17	Scale used: 1 to 5



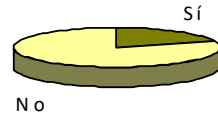
INFORME D'AVUACIÓ DELS TÍTOLS OFICIALS.
(Graduate survey)

Year of completion **2022-2023**

1317.- GRADO EN TURISMO

MOBILITY PROGRAMMES: ERASMUS, SICUE/SENECA, INTERNATIONAL PROGRAMME OR OTHERS

23. Did you participate in any mobility programme during your degree studies?	Yes	2	20,00%
	No	8	80,00%

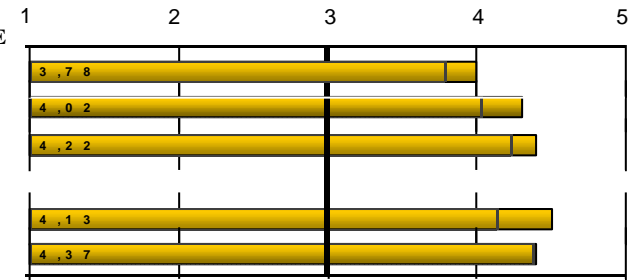


INFORME D'AVALUACIÓ DELS TÍTOLS OFICIALS.

(Graduate survey)

 Year of completion **2022-2023**
1317.- GRADO EN TURISMO
DEGREE FINAL PROJECT

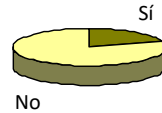
	Frequency Response						AVERAGE
	N/C	1	2	3	4	5	
33. The objectives of the degree final project were made clear from the beginning	0	1	1	0	3	5	4,00
34. Requirements and assessment criteria for the degree final project were suitable and published in advance	0	0	1	1	2	6	4,30
35. The mark assigned to my degree final project was suited to the requirements	0	0	1	1	1	7	4,40
Indicates your level of satisfaction with:							
36. My tutor for the degree final project	0	1	0	0	1	8	4,50
37. The degree final project that I carried out	0	1	0	1	0	8	4,40
<i>Average of section</i>							4,32



Global UV Average

38. Do you have a job?

Yes	2	20,00%
No	8	80,00%

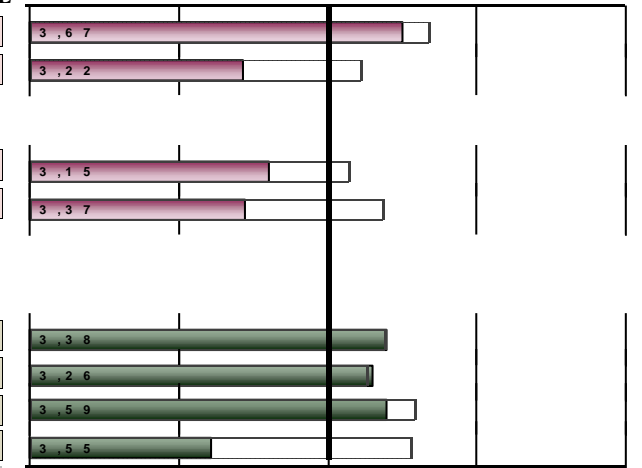
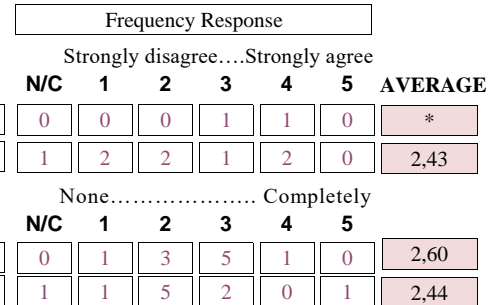


No

EXPECTATIONS AND OCCUPATION

If so, I believe that given the current labour market situation, the qualification that I have studied will allow me:

	Frequency Response						AVERAGE
	N/C	1	2	3	4	5	
39. (If Yes) To find a better job than the one that I have now	0	0	0	1	1	0	*
40. (If Not) To find the type of job for which I have prepared	1	2	2	1	2	0	2,43
Indicate to what extent the answer that you gave to the previous question is due to the following factors:							
41. The training received during the qualification studied	0	1	3	5	1	0	2,60
42. Current conditions of the labour market	1	1	5	2	0	1	2,44



Scale used: 1 to 5

Global UV Average

Average of section

3,10

INFORME D'AVALUACIÓ DELS TÍTOLS OFICIALS.

(Graduate survey)

 Year of completion **2022-2023**
1317.- GRADO EN TURISMO

		TRAINING PROCESS / CURRICULUM							
BREAKDOWN	Completion course	Only courses is over 2 surveys collected	1.The curriculum has a coherent structure and a good timing		2.The curriculum combines theoretical and practical		3...the competences developed ... adequately qualify		Average of section
			n°surv.	average	n°surv.	average	n°surv.	average	
	Aggregate	207	207	2,62	207	2,46	207	2,35	2,48
	2013-2014	7	7	2,71	7	2	7	2	2,24
	2014-2015	19	19	2,74	19	2,84	19	2,63	2,74
	2015-2016	22	22	2,59	22	2,45	22	2,05	2,36
	2016-2017	20	20	2,15	20	2	20	1,8	1,98
	2017-2018	24	24	2,5	24	2,38	24	2,33	2,40
	2018-2019	30	30	2,53	30	2,2	30	2,37	2,37
	2019-2020	25	25	2,44	25	2,4	25	2,2	2,35
	2020-2021	24	24	2,96	24	2,83	24	2,5	2,76
	2021-2022	21	21	2,9	21	2,71	21	2,86	2,83
	2022-2023	10	10	2,8	10	2,7	10	2,4	2,63

		DEVELOPMENT OF COMPETENCES DURING YOUR STUDIES AT UNIVERSITY													
Completion course	n°surv.	average	4.I have gained knowledge and understanding in my field of study		5.I am able to apply the knowledge gained to professional		6.I am capable of gathering and interpreting data and information in		7.I am able to solve problems in complex situations in my field of study		8.I am able to communicate clearly and accurately		9.I am able to identify my educational needs and to organise my		Average of section
			n°surv.	average	n°surv.	average	n°surv.	average	n°surv.	average	n°surv.	average	n°surv.	average	
Aggregate	206	3,03	202	2,99	205	3,63	204	3,41	202	4,1	200	3,98		3,52	
2013-2014	7	2,86	7	2,57	7	3,43	7	3,71	7	4,14	7	4,29		3,50	
2014-2015	19	3,16	19	3,32	19	4,11	19	3,89	18	4,28	19	4,26		3,83	
2015-2016	22	3,23	22	3,14	22	3,86	22	3,73	22	4,45	22	4,05		3,74	
2016-2017	20	2,75	19	2,47	20	3,1	20	2,9	20	4,05	20	3,7		3,17	
2017-2018	24	2,67	23	2,74	24	3,5	23	3,13	22	3,64	23	3,87		3,25	
2018-2019	30	3,1	29	3,07	30	3,6	30	3,33	30	4,1	27	3,89		3,51	
2019-2020	24	2,96	23	3	24	3,54	24	3,25	23	4,09	24	4,04		3,48	
2020-2021	24	2,96	24	3	24	3,67	23	3,26	24	4,12	22	4,14		3,52	
2021-2022	21	3,43	21	3,1	21	3,76	21	3,71	21	4	21	3,95		3,66	
2022-2023	10	3	10	3,1	9	3,67	10	3,5	10	4,4	10	3,9		3,59	

INFORME D'AVALUACIÓ DELS TÍTOLS OFICIALS.

(Graduate survey)

 Year of completion **2022-2023**
1317.- GRADO EN TURISMO

		DEVELOPMENT OF TEACHING												
		10.The content included in the course guides was covered as planned		11.The methodologies used ...were suited to the competences		12.I think that the assessment process was suited to the competences		13.I received enough information about career opportunities		14.I felt guided and well advised...of my studies ...		15.The information published on the website was helpful		Average of section
Completion course		n°surv.	average	n°surv.	average	n°surv.	average	n°surv.	average	n°surv.	average	n°surv.	average	
Aggregate		202	3,45	201	2,78	198	3,11	203	2,38	203	2,44	192	3,08	2,87
	2013-2014	7	3,86	7	2,71	7	3,29	7	3	7	1,29	7	2,86	2,83
	2014-2015	18	3,72	17	3,29	18	3,11	18	2,5	18	2,39	17	3,41	3,07
	2015-2016	22	3,41	21	2,81	21	3,24	22	2,5	22	2,59	22	3,23	2,96
	2016-2017	17	3,59	18	2,89	18	3,17	18	2	18	2,33	17	3,29	2,87
	2017-2018	24	3,25	24	2,54	24	2,88	24	2,67	24	2,75	24	3	2,85
	2018-2019	30	3,5	30	2,7	26	3,31	29	2,17	29	2,52	28	3,25	2,90
	2019-2020	25	3,24	24	2,62	24	3,08	25	2,04	25	2,08	20	2,65	2,62
	2020-2021	23	3,61	24	2,88	24	3,08	24	2,38	24	2,62	22	3,05	2,93
	2021-2022	21	3,43	21	2,86	21	3,19	21	2,67	21	2,67	20	3,2	3,00
	2022-2023	10	3,1	10	2,6	10	2,8	10	2,3	10	2,2	10	2,6	2,60

		EXTERNAL INTERNSHIPS												
		17.Internships were consistent with the professional profiles of my		18.I believe that the internships helped me improve my training		19.The organisation and management of the internships was		Indicates your level of satisfaction with:				Average of section		
Completion course		n°surv.	average	n°surv.	average	n°surv.	average	20. My academic tutor		21. My tutor at the host company or		22. My internships		
		n°surv.	average	n°surv.	average	n°surv.	average	n°surv.	average	n°surv.	average	n°surv.	average	
Aggregate		182	3,51	182	3,84	182	3,54	178	3,96	181	4,07	180	3,86	3,79
	2013-2014	5	4,6	5	4,4	5	3	5	4	5	4,2	5	3,4	3,93
	2014-2015	18	3,17	18	3,72	18	3,06	18	4,11	18	4	18	3,67	3,62
	2015-2016	21	3,38	21	3,48	21	3,43	21	3,71	21	3,9	21	3,67	3,60
	2016-2017	19	3,37	19	3,42	19	3,68	18	4,06	19	4,05	19	3,95	3,75
	2017-2018	21	3,48	21	4,14	21	3,81	21	4	21	4,1	20	3,7	3,87
	2018-2019	24	3,62	24	4,08	24	3,54	24	3,75	24	4,17	24	3,96	3,85
	2019-2020	25	3,84	25	4,24	25	3,96	23	3,61	24	4,29	24	4,29	4,04
	2020-2021	22	3,36	22	3,41	22	2,95	21	4,1	22	3,91	22	3,45	3,53
	2021-2022	15	3,47	15	3,8	15	3,8	15	4,2	15	4,07	15	4	3,89
	2022-2023	7	3,43	7	4	7	3,86	7	4,86	7	4,43	7	4,43	4,17

INFORME D'AVALUACIÓ DELS TÍTOLS OFICIALS.

(Graduate survey)

 Year of completion **2022-2023**
1317.- GRADO EN TURISMO

		MOBILITY PROGRAMMES: ERASMUS, SICUE/SENECA, INTERNATIONAL PROGRAMME OR OTHERS																		
		25.I believe that the academic level at the host university was suitable		26.I think that the academic recognition of my study period in the		27.Attention and information received from the LM in my mobility		28.This mobility period helped me improve my language skills		29.I believe that a mobility period is useful for the work/professional		Indicates your level of satisfaction with:				Average of section				
												30.The financial aid received		31.The teaching staff at the host		32.The mobility period that I spent				
Completion course		n°surv.	average	n°surv.	average	n°surv.	average	n°surv.	average	n°surv.	average	n°surv.	average	n°surv.	average	n°surv.	average			
Aggregate		62	4,44	63	4	63	3,33	62	4,65	61	4,39	62	3,06	62	4,13	61	4,61	4,07		
	2013-2014	2	*	2	*	2	*	1	*	1	*	1	*	2	*	1	*	*		
	2014-2015	5	4,2	5	3,6	5	2,4	5	4,2	5	4,4	5	2,8	5	3,6	5	4,4	3,70		
	2015-2016	6	4,5	6	3,83	6	2,83	6	4,83	6	4,33	6	2,83	6	4,33	6	4,83	4,04		
	2016-2017	8	4,62	8	4,12	8	2	8	4,75	8	4,25	8	1,5	8	3,75	8	4,5	3,69		
	2017-2018	3	5	4	4,25	4	4,75	4	5	4	4,75	4	2,5	3	4,67	3	4,67	4,41		
	2018-2019	12	4,33	12	4,17	12	3,08	12	4,58	12	4,25	12	3,5	12	4,33	12	4,33	4,07		
	2019-2020	7	4,43	7	4,43	7	3,71	7	4,71	7	4,43	7	4,29	7	4,14	7	4,86	4,38		
	2020-2021	13	4,54	13	3,77	13	4,31	13	4,62	12	4,5	13	3,54	13	4,08	13	4,85	4,27		
	2021-2022	3	4,67	3	4,67	3	3,67	3	5	3	5	3	3,67	3	5	3	5	4,58		
	2022-2023	2	*	2	*	2	*	2	*	2	*	2	*	2	*	2	*	*		
		DEGREE FINAL PROJECT										EXPECTATIONS AND OCCUPATION								
		33.The objectives of the degree final project were made clear from the		34.Requirements and assessment criteria for the final project were		35.The mark assigned to my degree final project was suited to the		Indicates your level of satisfaction with:		Average of section	39.(If Yes) To find a better job than the one that I have now		40.(If Not) To find the type of job for which I have prepared		41.The training received during the qualification studied		42.Current conditions of the labour market			
Completion course		n°surv.	average	n°surv.	average	n°surv.	average	n°surv.	average	n°surv.	average	n°surv.	average	n°surv.	average	n°surv.	average	n°surv.	average	
Aggregate		197	3,5	196	3,88	195	3,99	197	3,86	194	4,11	3,87	91	2,93	79	2,66	192	2,87	187	3,06
	2013-2014	6	3	6	3,17	6	3,5	5	4	5	4,2	3,54	5	2,4	1	*	7	2,43	7	3
	2014-2015	18	3,33	18	3,78	18	4	18	3,89	18	4,28	3,86	8	3	7	3	16	2,94	17	3,41
	2015-2016	22	3,45	22	4,09	22	4,05	22	3,64	22	4	3,85	8	2,88	10	2,9	22	3,23	21	3,05
	2016-2017	19	3,32	19	4	19	4,11	19	4	18	4,06	3,89	12	3	7	2,43	18	2,56	17	3,53
	2017-2018	22	3,23	22	3,64	21	3,76	22	3,36	21	3,86	3,56	12	3,42	9	2,11	22	3	22	3,23
	2018-2019	28	3,86	28	3,86	28	3,96	28	3,93	28	4,14	3,95	12	2,75	8	3,62	28	2,61	26	2,69
	2019-2020	24	3,25	23	3,74	23	3,65	25	3,52	25	4,12	3,66	10	2,4	12	2,25	23	3,22	23	3,13
	2020-2021	23	3,57	23	3,74	23	4,09	23	4	23	4,04	3,89	11	2,91	10	2	22	2,86	22	2,64
	2021-2022	20	3,75	20	4,25	20	4,35	20	4,45	20	4,4	4,24	9	3,11	7	3,86	20	2,9	19	3,32
	2022-2023	10	4	10	4,3	10	4,4	10	4,5	10	4,4	4,32	2	*	7	2,43	10	2,6	9	2,44

INFORME D'AVALUACIÓ DELS TÍTOLS OFICIALS.
(Graduate survey)

 Year of completion **2022-2023**
1317.- GRADO EN TURISMO

Completion course	OVERALL									
	Quality of lecturers		Facilities and infrastructure		Satisfaction with my personal experience, both academic and		Would you recommend this qualification?		Average of section	
	n°surv.	average	n°surv.	average	n°surv.	average	n°surv.	average		
Aggregate	197	3,24	198	3,35	197	3,81	194	2,9	3,33	
2013-2014	7	3	7	3,57	7	4,14	7	3,86	3,64	
2014-2015	17	3,71	17	3,65	17	4,18	17	3,18	3,68	
2015-2016	22	3,32	22	3,5	22	3,73	22	3,32	3,47	
2016-2017	19	3,26	19	3,42	19	3,95	19	2,21	3,21	
2017-2018	23	3,13	23	3,35	22	3,77	21	2,81	3,27	
2018-2019	27	3,11	28	3,5	28	4	28	2,68	3,32	
2019-2020	25	2,96	24	3,38	25	3,76	24	2,88	3,24	
2020-2021	23	3,39	24	2,96	23	3,65	23	2,96	3,24	
2021-2022	20	3,25	20	3	20	3,6	20	3,3	3,29	
2022-2023	10	3,4	10	3,3	10	3,4	9	2,22	3,10	

* The average item is calculated from three surveys rating.

Average of a section is calculated by weighting the number of responses for each item.