

INFORME D'AVALUACIÓ DELS TÍTOLS OFICIALS.

(Graduate survey)

Year of completion 2022-2023

1335.- GRADO EN CIENCIAS POLÍTICAS Y DE LA ADMINISTRACIÓN PÚBLICA

| | | | |
|--|-------------------|----|--------|
| Gender | Male | 6 | 60,00% |
| | Female | 4 | 40,00% |
| The qualification that I have completed was my first choice in my application to the University? | Yes | 9 | 60,00% |
| | No | 6 | 40,00% |
| Usual status during studies | Full-time student | 14 | 93,33% |
| | Part-time student | 1 | 6,67% |

| | | | | | | | | |
|---|----|--------|-----------------------|-----------------|-------|--------------------|---------------|--------|
| In the future, do you intend to pursue further studies? | | | What kind of studies? | | | Main reason | | |
| Yes | 13 | 86,67% | Degree | 1 | 7,69% | Specialisation | 8 | 61,54% |
| | No | 2 | 13,33% | Master's degree | 12 | 92,31% | Employability | 5 |
| | | | Doctorate | 0 | 0,00% | Career development | 0 | 0,00% |
| | | | | | | Others | 0 | 0,00% |

Frequency Response

Strongly disagree....Strongly agree

TRAINING PROCESS / CURRICULUM

| | N/C | 1 | 2 | 3 | 4 | 5 | AVERAGE | |
|---|-----|---|---|---|---|---|---------------------------|-------------|
| 1. I think that the curriculum has a coherent structure and a good timing | 0 | 4 | 6 | 5 | 0 | 0 | 2,07 | 3,15 |
| 2. I believe that the curriculum combines theoretical and practical knowledge adequately | 0 | 4 | 7 | 2 | 2 | 0 | 2,13 | 2,90 |
| 3. I think that the competences developed in my qualification adequately qualify me for professional practice | 0 | 3 | 6 | 4 | 2 | 0 | 2,33 | 3,05 |
| | | | | | | | <i>Average of section</i> | 2,18 |

DEVELOPMENT OF COMPETENCES DURING YOUR STUDIES AT UNIVERSITY

| | | | | | | | | |
|---|---|---|---|---|---|---|---------------------------|-------------|
| 4. I have gained knowledge and theoretical and practical understanding in my field of study | 0 | 2 | 2 | 4 | 5 | 2 | 3,20 | 3,60 |
| 5. I am able to apply the knowledge gained to professional practice in my field of study | 0 | 1 | 4 | 4 | 5 | 1 | 3,07 | 3,40 |
| 6. I am capable of gathering and interpreting data and information in my field of study | 0 | 1 | 2 | 3 | 5 | 4 | 3,60 | 3,90 |
| 7. I am able to solve problems in complex situations in my field of study | 0 | 1 | 2 | 5 | 4 | 3 | 3,40 | 3,65 |
| 8. I am able to communicate clearly and accurately | 0 | 1 | 1 | 4 | 4 | 5 | 3,73 | 4,05 |
| 9. I am able to identify my educational needs and to organise my learning adequately | 0 | 1 | 1 | 5 | 3 | 5 | 3,67 | 4,06 |
| | | | | | | | <i>Average of section</i> | 3,44 |

DEVELOPMENT OF TEACHING

| | | | | | | | | |
|--|---|----|---|---|---|---|---------------------------|-------------|
| 10. The content included in the course guides was covered as planned | 0 | 4 | 4 | 2 | 4 | 1 | 2,60 | 3,52 |
| 11. The methodologies used in the different modules were suited to the competences required in the qualification a | 0 | 4 | 6 | 3 | 1 | 1 | 2,27 | 3,08 |
| 12. Overall, I think that the assessment process was suited to the competences taught in the qualification | 0 | 5 | 3 | 4 | 2 | 1 | 2,40 | 3,18 |
| 13. I received enough information about career opportunities related to my qualification | 0 | 10 | 4 | 1 | 0 | 0 | 1,40 | 2,64 |
| 14. I felt guided and well advised throughout the development of my studies | 0 | 10 | 1 | 2 | 1 | 1 | 1,80 | 2,64 |
| 15. The information published on the website was helpful | 0 | 7 | 2 | 5 | 1 | 0 | 2,00 | 3,06 |
| | | | | | | | <i>Average of section</i> | 2,08 |

Scale used: 1 to 5



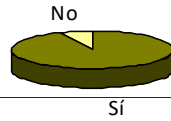
INFORME D'AVALUACIÓ DELS TÍTOLS OFICIALS.

(Graduate survey)

Year of completion 2022-2023

1335.- GRADO EN CIENCIAS POLÍTICAS Y DE LA ADMINISTRACIÓN PÚBLICA
EXTERNAL INTERNSHIPS

| | | | |
|--|-----|----|--------|
| 16. Did you carry out external internships during your degree studies? | Yes | 14 | 93,33% |
| | No | 1 | 6,67% |



| Only those who have answered " | Frequency Response | | | | | | AVERAGE | | |
|--|--------------------|------------------------------------|---|---|---|----|---------|--------------------|--|
| | N/C | Strongly disagree...Strongly agree | | | | | | | |
| | | 1 | 2 | 3 | 4 | 5 | | | |
| 17. Internships were consistent with the professional profiles of my qualification | 1 | 0 | 0 | 2 | 3 | 8 | 4,46 | 4,05 | |
| 18. I believe that the internships helped me improve my training | 1 | 1 | 0 | 3 | 3 | 6 | 4,00 | 4,20 | |
| 19. The organisation and management of the internships was adequate | 1 | 3 | 1 | 2 | 3 | 4 | 3,31 | 3,87 | |
| Indicates your level of satisfaction with: | | | | | | | | | |
| 20. My academic tutor | 0 | 3 | 1 | 2 | 2 | 6 | 3,50 | 3,99 | |
| 21. My tutor at the host company or institution | 0 | 2 | 0 | 0 | 1 | 11 | 4,36 | 4,20 | |
| 22. My internships | 0 | 0 | 2 | 2 | 4 | 6 | 4,00 | 4,23 | |
| Average of section | | | | | | | 3,94 | Scale used: 1 to 5 | |

INFORME D'AVALUACIÓ DELS TÍTOLS OFICIALS.

(Graduate survey)

Year of completion 2022-2023

1335.- GRADO EN CIENCIAS POLÍTICAS Y DE LA ADMINISTRACIÓN PÚBLICA
MOBILITY PROGRAMMES: ERASMUS, SICUE/SENECA, INTERNATIONAL PROGRAMME OR OTHERS

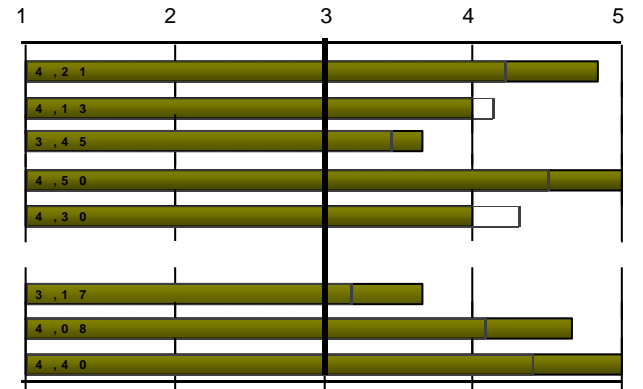
| | | | |
|---|-----|---|--------|
| 23. Did you participate in any mobility programme during your degree studies? | Yes | 6 | 40,00% |
| | No | 9 | 60,00% |


Only those who have answered "
24. What mobility program you participated?

| | | |
|------------------------|---|--------|
| Erasmus | 4 | 66,67% |
| SICUE/Séneca | 0 | 0,00% |
| Programa internacional | 2 | 33,33% |
| Another | 0 | 0,00% |

Frequency Response

| N/C | Strongly disagree....Strongly agree | | | | | AVERAGE | |
|---|-------------------------------------|---|---|---|---|---------|------|
| | 1 | 2 | 3 | 4 | 5 | | |
| 25. I believe that the academic level at the host university was suitable | 0 | 0 | 0 | 0 | 1 | 5 | 4,83 |
| 26. I think that the academic recognition of my study period in the host country was adequate | 0 | 0 | 2 | 0 | 0 | 4 | 4,00 |
| 27. Attention and information received from the University of Valencia before, during and after my mobility perio | 0 | 1 | 1 | 0 | 1 | 3 | 3,67 |
| 28. This mobility period helped me improve my language skills | 1 | 0 | 0 | 0 | 0 | 5 | 5,00 |
| 29. I believe that a mobility period is useful for the work/professional environment after studies | 1 | 0 | 1 | 0 | 2 | 2 | 4,00 |



Indicates your level of satisfaction with:

| N/C | Strongly dissatisfied...Strongly sa | | | | | AVERAGE | |
|--|-------------------------------------|---|---|---|---|---------|------|
| | 1 | 2 | 3 | 4 | 5 | | |
| 30. The financial aid received | 0 | 1 | 1 | 0 | 1 | 3 | 3,67 |
| 31. The teaching staff at the host university | 0 | 0 | 0 | 1 | 0 | 5 | 4,67 |
| 32. The mobility period that I spent at another university | 0 | 0 | 0 | 0 | 0 | 6 | 5,00 |

Average of section

4,35

Scale used: 1 to 5

 : Global UV Average

INFORME D'AVALUACIÓ DELS TÍTOLS OFICIALS.

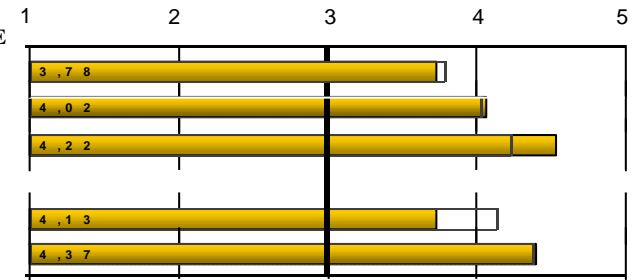
(Graduate survey)

 Year of completion **2022-2023**
1335.- GRADO EN CIENCIAS POLÍTICAS Y DE LA ADMINISTRACIÓN PÚBLICA
DEGREE FINAL PROJECT

| | Frequency Response | | | | | | AVERAGE |
|--|--------------------|---|---|---|---|----|---------|
| | N/C | 1 | 2 | 3 | 4 | 5 | |
| 33. The objectives of the degree final project were made clear from the beginning | 0 | 1 | 2 | 3 | 3 | 6 | 3,73 |
| 34. Requirements and assessment criteria for the degree final project were suitable and published in advance | 0 | 1 | 0 | 3 | 4 | 7 | 4,07 |
| 35. The mark assigned to my degree final project was suited to the requirements | 0 | 1 | 0 | 0 | 3 | 11 | 4,53 |
| Indicates your level of satisfaction with: | | | | | | | |
| 36. My tutor for the degree final project | 0 | 2 | 1 | 2 | 4 | 6 | 3,73 |
| 37. The degree final project that I carried out | 0 | 0 | 0 | 1 | 7 | 7 | 4,40 |

Average of section

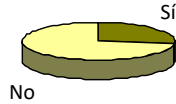
4,09



Global UV Average

38. Do you have a job?

| Yes | 4 | 26,67% |
|-----|----|--------|
| No | 11 | 73,33% |


EXPECTATIONS AND OCCUPATION

If so, I believe that given the current labour market situation, the qualification that I have studied will allow me:

| | Frequency Response | | | | | | AVERAGE |
|--|--------------------|---|---|---|---|---|---------|
| | N/C | 1 | 2 | 3 | 4 | 5 | |
| 39. (If Yes) To find a better job than the one that I have now | 0 | 1 | 1 | 2 | 0 | 0 | 2,25 |
| 40. (If Not) To find the type of job for which I have prepared | 2 | 2 | 3 | 2 | 2 | 0 | 2,44 |

Indicate to what extent the answer that you gave to the previous question is due to the following factors:

| | None..... Completely | | | | | AVERAGE | |
|--|----------------------|---|---|---|---|---------|------|
| | N/C | 1 | 2 | 3 | 4 | | 5 |
| 41. The training received during the qualification studied | 2 | 2 | 3 | 5 | 1 | 2 | 2,85 |
| 42. Current conditions of the labour market | 1 | 1 | 3 | 4 | 3 | 3 | 3,29 |

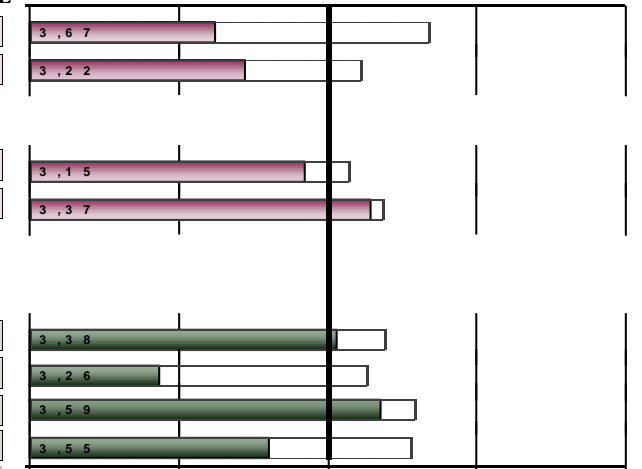
Strongly disagree....Strongly agree

OVERALL

| | Frequency Response | | | | | | AVERAGE |
|--|--------------------|---|---|---|---|---|---------|
| | N/C | 1 | 2 | 3 | 4 | 5 | |
| Quality of lecturers | 0 | 2 | 2 | 6 | 3 | 2 | 3,07 |
| Facilities and infrastructure | 0 | 7 | 4 | 3 | 1 | 0 | 1,87 |
| Satisfaction with my personal experience, both academic and extracurricular, at the University of Valencia | 1 | 1 | 2 | 4 | 5 | 2 | 3,36 |
| Would you recommend this qualification? | 0 | 6 | 1 | 2 | 5 | 1 | 2,60 |

Average of section

2,71



Scale used: 1 to 5

Global UV Average

INFORME D'AVALUACIÓ DELS TÍTOLS OFICIALS.

(Graduate survey)

 Year of completion **2022-2023**
1335.- GRADO EN CIENCIAS POLÍTICAS Y DE LA ADMINISTRACIÓN PÚBLICA

| | | TRAINING PROCESS / CURRICULUM | | | | | | | |
|-----------|-------------------|--|--|---------|--|---------|---|---------|--------------------------|
| BREAKDOWN | Completion course | Only courses is over 2 surveys collected Collected | 1.The curriculum has a coherent structure and a good timing | | 2.The curriculum combines theoretical and practical | | 3...the competences developed ... adequately qualify | | Average of section |
| | | | n°surv. | average | n°surv. | average | n°surv. | average | |
| | Aggregate | 163 | 163 | 2,28 | 162 | 2,16 | 163 | 2,26 | 2,24 |
| | 2013-2014 | 8 | 8 | 2,88 | 8 | 2,38 | 8 | 2,62 | 2,62 |
| | 2014-2015 | 12 | 12 | 2,5 | 12 | 2,58 | 12 | 2,25 | 2,44 |
| | 2015-2016 | 14 | 14 | 2,07 | 14 | 2,07 | 14 | 2,21 | 2,12 |
| | 2016-2017 | 21 | 21 | 2,62 | 20 | 2,25 | 21 | 2,48 | 2,45 |
| | 2017-2018 | 18 | 18 | 2 | 18 | 1,83 | 18 | 1,89 | 1,91 |
| | 2018-2019 | 14 | 14 | 1,64 | 14 | 1,86 | 14 | 2 | 1,83 |
| | 2019-2020 | 20 | 20 | 2,6 | 20 | 2,3 | 20 | 2,55 | 2,48 |
| | 2020-2021 | 16 | 16 | 2,56 | 16 | 2,38 | 16 | 2,38 | 2,44 |
| | 2021-2022 | 22 | 22 | 2,14 | 22 | 2,09 | 22 | 2,14 | 2,12 |
| | 2022-2023 | 15 | 15 | 2,07 | 15 | 2,13 | 15 | 2,33 | 2,18 |

| | | DEVELOPMENT OF COMPETENCES DURING YOUR STUDIES AT UNIVERSITY | | | | | | | | | | | | |
|-----------|-------------------|---|---------|--|---------|--|---------|---|---------|--|---------|---|---------|--------------------------|
| BREAKDOWN | Completion course | 4.I have gained knowledge and understanding in my field of study | | 5.I am able to apply the knowledge gained to professional situations | | 6.I am capable of gathering and interpreting data and information in my field of study | | 7.I am able to solve problems in complex situations in my field of study | | 8.I am able to communicate clearly and accurately | | 9.I am able to identify my educational needs and to organise my studies | | Average of section |
| | | n°surv. | average | n°surv. | average | n°surv. | average | n°surv. | average | n°surv. | average | n°surv. | average | |
| | Aggregate | 162 | 3,05 | 161 | 2,85 | 162 | 3,46 | 161 | 3,42 | 160 | 3,82 | 159 | 3,83 | 3,41 |
| | 2013-2014 | 8 | 3,12 | 8 | 2,88 | 8 | 3,88 | 8 | 3,25 | 8 | 3,88 | 8 | 3,62 | 3,44 |
| | 2014-2015 | 12 | 3,25 | 12 | 2,67 | 12 | 4,08 | 12 | 4,08 | 11 | 3,91 | 11 | 4,18 | 3,69 |
| | 2015-2016 | 14 | 2,71 | 14 | 3 | 14 | 3,43 | 14 | 3 | 14 | 3,93 | 14 | 3,64 | 3,29 |
| | 2016-2017 | 21 | 3,14 | 20 | 2,9 | 21 | 3,43 | 21 | 3,38 | 21 | 3,71 | 21 | 3,86 | 3,41 |
| | 2017-2018 | 18 | 3,06 | 18 | 2,72 | 18 | 3,06 | 18 | 3,33 | 18 | 3,78 | 17 | 4,12 | 3,34 |
| | 2018-2019 | 13 | 2,85 | 13 | 2,92 | 13 | 3,54 | 13 | 3,54 | 13 | 4,62 | 13 | 3,92 | 3,56 |
| | 2019-2020 | 20 | 3,05 | 20 | 2,7 | 20 | 3,5 | 20 | 3,5 | 20 | 3,5 | 20 | 4 | 3,38 |
| | 2020-2021 | 16 | 3,38 | 16 | 3,38 | 16 | 3,81 | 16 | 3,62 | 16 | 4 | 16 | 3,69 | 3,65 |
| | 2021-2022 | 22 | 3 | 22 | 2,64 | 22 | 3,09 | 22 | 3,23 | 22 | 3,73 | 22 | 3,68 | 3,23 |
| | 2022-2023 | 15 | 3,2 | 15 | 3,07 | 15 | 3,6 | 15 | 3,4 | 15 | 3,73 | 15 | 3,67 | 3,44 |

INFORME D' AVALUACIÓ DELS TÍTOLS OFICIALS.

(Graduate survey)

 Year of completion **2022-2023**
1335.- GRADO EN CIENCIAS POLÍTICAS Y DE LA ADMINISTRACIÓN PÚBLICA

| | | DEVELOPMENT OF TEACHING | | | | | | | | | | | | |
|-------------------|-----------|---|---------|---|---------|--|---------|---|---------|---|---------|---|---------|--------------------|
| | | 10.The content included in the course guides was covered as planned | | 11.The methodologies used ...were suited to the competences | | 12.I think that the assessment process was suited to the competences | | 13.I received enough information about career opportunities | | 14.I felt guided and well advised...of my studies ... | | 15.The information published on the website was helpful | | Average of section |
| Completion course | | n°surv. | average | n°surv. | average | n°surv. | average | n°surv. | average | n°surv. | average | n°surv. | average | |
| Aggregate | | 162 | 2,72 | 161 | 2,37 | 160 | 2,66 | 160 | 2,08 | 160 | 2,19 | 157 | 2,48 | 2,42 |
| | 2013-2014 | 8 | 3,62 | 8 | 2,88 | 8 | 3,62 | 8 | 2,62 | 8 | 3,12 | 8 | 3,38 | 3,21 |
| | 2014-2015 | 12 | 2,67 | 11 | 2,55 | 11 | 2,64 | 11 | 2,45 | 11 | 2,73 | 10 | 2,9 | 2,65 |
| | 2015-2016 | 14 | 2,5 | 14 | 2,43 | 14 | 2,79 | 14 | 2,29 | 14 | 2,21 | 14 | 3,07 | 2,55 |
| | 2016-2017 | 21 | 3,1 | 20 | 2,45 | 21 | 2,9 | 20 | 2,15 | 21 | 2,38 | 20 | 2,7 | 2,62 |
| | 2017-2018 | 18 | 1,78 | 18 | 2,06 | 16 | 2,19 | 18 | 1,89 | 18 | 2,11 | 16 | 2,31 | 2,05 |
| | 2018-2019 | 14 | 2,43 | 14 | 2,07 | 14 | 2,57 | 13 | 1,77 | 13 | 1,92 | 13 | 2,54 | 2,22 |
| | 2019-2020 | 19 | 2,74 | 20 | 2,35 | 20 | 2,6 | 20 | 2,3 | 19 | 2,32 | 20 | 2,7 | 2,50 |
| | 2020-2021 | 16 | 3,25 | 16 | 2,56 | 16 | 3,06 | 16 | 2,5 | 16 | 2,44 | 16 | 2,19 | 2,67 |
| | 2021-2022 | 22 | 2,82 | 22 | 2,55 | 22 | 2,36 | 22 | 1,95 | 22 | 1,73 | 22 | 1,86 | 2,21 |
| | 2022-2023 | 15 | 2,6 | 15 | 2,27 | 15 | 2,4 | 15 | 1,4 | 15 | 1,8 | 15 | 2 | 2,08 |

| | | EXTERNAL INTERNSHIPS | | | | | | | | | | | | |
|-------------------|-----------|---|---------|---|---------|---|---------|--|---------|-------------------------------------|---------|--------------------|---------|--------------------|
| | | 17.Internships were consistent with the professional profiles of my | | 18.I believe that the internships helped me improve my training | | 19.The organisation and management of the internships was | | Indicates your level of satisfaction with: | | | | | | Average of section |
| Completion course | | n°surv. | average | n°surv. | average | n°surv. | average | 20. My academic tutor | | 21. My tutor at the host company or | | 22. My internships | | |
| | | n°surv. | average | n°surv. | average | n°surv. | average | n°surv. | average | n°surv. | average | n°surv. | average | |
| Aggregate | | 145 | 3,88 | 145 | 3,83 | 145 | 3,41 | 146 | 3,52 | 146 | 4,26 | 145 | 3,94 | 3,81 |
| | 2013-2014 | 6 | 4,33 | 6 | 4,17 | 6 | 4,33 | 6 | 4,17 | 6 | 4,67 | 6 | 4,17 | 4,31 |
| | 2014-2015 | 11 | 3,64 | 11 | 3 | 11 | 2,91 | 11 | 3,55 | 11 | 4,09 | 11 | 3,36 | 3,42 |
| | 2015-2016 | 13 | 4 | 13 | 4 | 13 | 3,62 | 13 | 4,15 | 13 | 4,46 | 13 | 4,15 | 4,06 |
| | 2016-2017 | 20 | 3,45 | 20 | 3,4 | 20 | 3,2 | 20 | 3,7 | 20 | 3,55 | 20 | 3,55 | 3,48 |
| | 2017-2018 | 17 | 3,82 | 17 | 4,12 | 17 | 3,65 | 17 | 3 | 17 | 4,76 | 17 | 4,18 | 3,92 |
| | 2018-2019 | 13 | 4 | 13 | 3,92 | 13 | 3,69 | 13 | 2,85 | 13 | 4,62 | 13 | 4,23 | 3,88 |
| | 2019-2020 | 17 | 3,59 | 17 | 3,65 | 17 | 3,41 | 17 | 3,88 | 17 | 4,24 | 17 | 3,88 | 3,77 |
| | 2020-2021 | 13 | 4,23 | 13 | 4,08 | 13 | 3,69 | 13 | 3,38 | 13 | 4,38 | 12 | 4,08 | 3,97 |
| | 2021-2022 | 19 | 3,89 | 19 | 4,05 | 19 | 3,05 | 19 | 3,37 | 19 | 4,05 | 19 | 4 | 3,74 |
| | 2022-2023 | 13 | 4,46 | 13 | 4 | 13 | 3,31 | 14 | 3,5 | 14 | 4,36 | 14 | 4 | 3,94 |

INFORME D'AVALUACIÓ DELS TÍTOLS OFICIALS.

(Graduate survey)

 Year of completion **2022-2023**
1335.- GRADO EN CIENCIAS POLÍTICAS Y DE LA ADMINISTRACIÓN PÚBLICA

| Completion course | MOBILITY PROGRAMMES: ERASMUS, SICUE/SENECA, INTERNATIONAL PROGRAMME OR OTHERS | | | | | | | | | | | | | | | | Average of section |
|-------------------|---|---------|--|---------|---|---------|--|---------|---|---------|--|---------|---------|---------|--------------------|---------|--------------------|
| | 25.I believe that the academic level at the host university was suitable | | 26.I think that the academic recognition of my study period in the | | 27.Attention and information received from the IUV in my mobility | | 28.This mobility period helped me improve my language skills | | 29.I believe that a mobility period is useful for the work/professional | | Indicates your level of satisfaction with: | | | | Average of section | | |
| | n°surv. | average | n°surv. | average | n°surv. | average | n°surv. | average | n°surv. | average | n°surv. | average | n°surv. | average | | n°surv. | |
| Aggregate | 57 | 4,21 | 55 | 3,91 | 57 | 3,33 | 54 | 4,56 | 55 | 4,47 | 58 | 2,78 | 57 | 4 | 57 | 4,42 | 3,95 |
| 2013-2014 | 4 | 4,25 | 3 | 5 | 4 | 4 | 4 | 4,75 | 4 | 5 | 4 | 2 | 4 | 4,25 | 4 | 5 | 4,26 |
| 2014-2015 | 2 | * | 1 | * | 2 | * | 2 | * | 2 | * | 2 | * | 2 | * | 2 | * | * |
| 2015-2016 | 7 | 3,71 | 7 | 4,57 | 7 | 3,71 | 7 | 4,86 | 7 | 4,57 | 7 | 2,57 | 7 | 3,71 | 7 | 4,43 | 4,02 |
| 2016-2017 | 8 | 4 | 8 | 3,88 | 8 | 3,5 | 7 | 4,43 | 7 | 4 | 8 | 3,12 | 8 | 4,12 | 8 | 4,25 | 3,90 |
| 2017-2018 | 8 | 4,62 | 8 | 2,88 | 8 | 2,62 | 8 | 4,62 | 8 | 4,62 | 8 | 2,25 | 8 | 4,25 | 8 | 4,38 | 3,78 |
| 2018-2019 | 7 | 4,14 | 7 | 3,57 | 7 | 3,43 | 6 | 4,67 | 7 | 4,71 | 7 | 2,86 | 7 | 3,14 | 7 | 4,14 | 3,82 |
| 2019-2020 | 6 | 4 | 6 | 3,83 | 6 | 3,83 | 6 | 4,33 | 6 | 4,67 | 6 | 2,67 | 6 | 4 | 6 | 4,17 | 3,94 |
| 2020-2021 | 5 | 4 | 5 | 4 | 5 | 2,4 | 5 | 3,6 | 5 | 4 | 5 | 2,8 | 5 | 3,8 | 5 | 3,8 | 3,55 |
| 2021-2022 | 4 | 4,25 | 4 | 4,25 | 4 | 2,75 | 4 | 4,75 | 4 | 4,75 | 5 | 3,2 | 4 | 4 | 4 | 5 | 4,09 |
| 2022-2023 | 6 | 4,83 | 6 | 4 | 6 | 3,67 | 5 | 5 | 5 | 4 | 6 | 3,67 | 6 | 4,67 | 6 | 5 | 4,35 |

| Completion course | DEGREE FINAL PROJECT | | | | | | | | | | EXPECTATIONS AND OCCUPATION | | | | | | | | |
|-------------------|--|---------|--|---------|---|---------|--|---------|--------------------|---|-----------------------------|---|---------|---|---------|--|---------|---------|---------|
| | 33.The objectives of the degree final project were made clear from the | | 34.Requirements and assessment criteria for the final project were | | 35.The mark assigned to my degree final project was suited to the | | Indicates your level of satisfaction with: | | Average of section | 39.(If Yes) To find a better job than the one that I have now | | 40.(If Not) To find the type of job for which I have prepared | | 41.The training received during the qualification studied | | 42.Current conditions of the labour market | | | |
| | n°surv. | average | n°surv. | average | n°surv. | average | n°surv. | average | | n°surv. | average | n°surv. | average | n°surv. | average | n°surv. | average | n°surv. | average |
| Aggregate | 160 | 3,61 | 160 | 3,92 | 160 | 4,28 | 160 | 4,18 | 160 | 4,36 | 4,07 | 47 | 2,7 | 93 | 2,3 | 153 | 2,97 | 153 | 3,18 |
| 2013-2014 | 7 | 3,71 | 7 | 3,71 | 7 | 4,57 | 7 | 4,57 | 7 | 4,57 | 4,23 | 1 | * | 7 | 2,71 | 7 | 2,71 | 8 | 4 |
| 2014-2015 | 10 | 3,5 | 10 | 4,3 | 10 | 3,9 | 10 | 3,4 | 10 | 3,8 | 3,78 | 2 | * | 6 | 2 | 10 | 2,9 | 10 | 3,8 |
| 2015-2016 | 14 | 3,5 | 14 | 4,21 | 14 | 4,57 | 14 | 4,64 | 14 | 4,57 | 4,30 | 4 | 2,5 | 8 | 2,62 | 14 | 3,21 | 13 | 3,23 |
| 2016-2017 | 21 | 3,67 | 21 | 3,52 | 21 | 4,1 | 21 | 4,1 | 21 | 4,38 | 3,95 | 6 | 2,83 | 13 | 2,08 | 20 | 3,25 | 19 | 3,53 |
| 2017-2018 | 18 | 4 | 18 | 3,94 | 18 | 4,44 | 18 | 4,33 | 18 | 4,56 | 4,26 | 7 | 2,29 | 10 | 2,6 | 17 | 2,41 | 17 | 2,88 |
| 2018-2019 | 14 | 4 | 14 | 4,14 | 14 | 4,43 | 14 | 4,43 | 14 | 4,71 | 4,34 | 6 | 2,83 | 6 | 1,33 | 12 | 2,92 | 12 | 2,67 |
| 2019-2020 | 20 | 3,55 | 20 | 4,05 | 20 | 4,2 | 20 | 4,25 | 20 | 4,3 | 4,07 | 8 | 2,25 | 8 | 2,75 | 20 | 3,25 | 20 | 3,3 |
| 2020-2021 | 16 | 3,31 | 16 | 3,75 | 16 | 4,25 | 16 | 4,12 | 16 | 4 | 3,89 | 4 | 4,25 | 10 | 2,6 | 16 | 3,06 | 16 | 2,62 |
| 2021-2022 | 22 | 3,41 | 22 | 3,86 | 22 | 4 | 22 | 4,14 | 22 | 4,41 | 3,96 | 4 | 3 | 14 | 2 | 21 | 3,1 | 21 | 3,1 |
| 2022-2023 | 15 | 3,73 | 15 | 4,07 | 15 | 4,53 | 15 | 3,73 | 15 | 4,4 | 4,09 | 4 | 2,25 | 9 | 2,44 | 13 | 2,85 | 14 | 3,29 |

INFORME D'AVALUACIÓ DELS TÍTOLS OFICIALS.

(Graduate survey)

 Year of completion **2022-2023**
1335.- GRADO EN CIENCIAS POLÍTICAS Y DE LA ADMINISTRACIÓN PÚBLICA

| Completion course | OVERALL | | | | | | | | | |
|-------------------|----------------------|---------|-------------------------------|---------|---|---------|---|---------|--------------------|--|
| | Quality of lecturers | | Facilities and infrastructure | | Satisfaction with my personal experience, both academic and | | Would you recommend this qualification? | | Average of section | |
| | n°surv. | average | n°surv. | average | n°surv. | average | n°surv. | average | | |
| Aggregate | 159 | 2,81 | 160 | 2,8 | 159 | 3,53 | 157 | 2,75 | 2,97 | |
| 2013-2014 | 8 | 3,12 | 8 | 4,12 | 8 | 4,25 | 8 | 4 | 3,88 | |
| 2014-2015 | 10 | 2,9 | 10 | 3,1 | 10 | 4,1 | 9 | 3,33 | 3,36 | |
| 2015-2016 | 14 | 2,86 | 14 | 3,36 | 14 | 4 | 14 | 3,21 | 3,36 | |
| 2016-2017 | 21 | 2,76 | 21 | 3,1 | 21 | 3,9 | 21 | 3,14 | 3,23 | |
| 2017-2018 | 18 | 2,28 | 18 | 2,94 | 18 | 3,28 | 18 | 1,89 | 2,60 | |
| 2018-2019 | 13 | 3 | 14 | 2,86 | 14 | 3,86 | 13 | 2,08 | 2,96 | |
| 2019-2020 | 19 | 2,79 | 19 | 2,58 | 19 | 3,42 | 19 | 2,68 | 2,87 | |
| 2020-2021 | 16 | 3,12 | 16 | 2,62 | 16 | 3,5 | 15 | 2,93 | 3,05 | |
| 2021-2022 | 22 | 2,55 | 22 | 2,45 | 22 | 2,77 | 22 | 2,5 | 2,57 | |
| 2022-2023 | 15 | 3,07 | 15 | 1,87 | 14 | 3,36 | 15 | 2,6 | 2,71 | |

* The average item is calculated from three surveys rating.

Average of a section is calculated by weighting the number of responses for each item.