

(Graduate survey)

Year of completion **2022-2023**

1406.- GRADO EN CIENCIA DE DATOS

Gender	Male	4	100,00%
	Female	0	0,00%
The qualification that I have completed was my first choice in my application to the University?	Yes	3	60,00%
	No	2	40,00%
Usual status during studies	Full-time student	3	60,00%
	Part-time student	2	40,00%

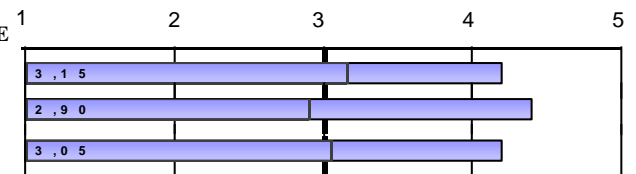
In the future, do you intend to pursue further studies?			What kind of studies?			Main reason		
Yes	4	80,00%	Degree	0	0,00%	Specialisation	3	75,00%
			Master's degree	2	50,00%	Employability	0	0,00%
			Doctorate	2	50,00%	Career development	1	25,00%
No	1	20,00%				Others	0	0,00%

Frequency Response

Strongly disagree....Strongly agree


TRAINING PROCESS / CURRICULUM

	N/C	1	2	3	4	5	AVERAGE
1. I think that the curriculum has a coherent structure and a good timing	0	0	1	0	1	3	4,20
2. I believe that the curriculum combines theoretical and practical knowledge adequately	0	0	1	0	0	4	4,40
3. I think that the competences developed in my qualification adequately qualify me for professional practice	0	1	0	0	0	4	4,20
Average of section							4,27



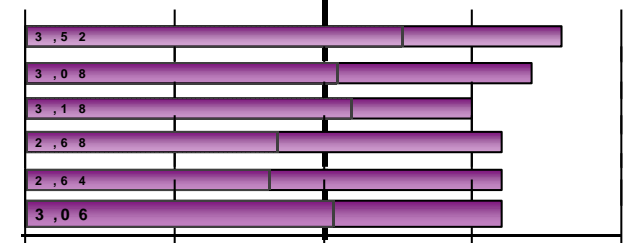
DEVELOPMENT OF COMPETENCES DURING YOUR STUDIES AT UNIVERSITY

4. I have gained knowledge and theoretical and practical understanding in my field of study	0	0	0	1	1	3	4,40
5. I am able to apply the knowledge gained to professional practice in my field of study	0	0	0	1	1	3	4,40
6. I am capable of gathering and interpreting data and information in my field of study	0	0	0	0	1	4	4,80
7. I am able to solve problems in complex situations in my field of study	0	0	0	0	1	4	4,80
8. I am able to communicate clearly and accurately	0	0	0	0	1	4	4,80
9. I am able to identify my educational needs and to organise my learning adequately	0	0	0	0	0	5	5,00
Average of section							4,70



DEVELOPMENT OF TEACHING

10. The content included in the course guides was covered as planned	0	0	0	0	2	3	4,60
11. The methodologies used in the different modules were suited to the competences required in the qualification a	0	0	1	0	0	4	4,40
12. Overall, I think that the assessment process was suited to the competences taught in the qualification	0	0	1	1	0	3	4,00
13. I received enough information about career opportunities related to my qualification	0	0	1	0	1	3	4,20
14. I felt guided and well advised throughout the development of my studies	0	0	0	2	0	3	4,20
15. The information published on the website was helpful	0	0	1	0	1	3	4,20
Average of section							4,27



Scale used: 1 to 5

: Global UV Average

Year of completion 2022-2023

1406.- GRADO EN CIENCIA DE DATOS

EXTERNAL INTERNSHIPS

16. Did you carry out external internships during your degree studies?	Yes	3	60,00%
	No	2	40,00%



	Frequency Response												
	Strongly disagree....Strongly agree							1	2	3	4	5	
<i>Only those who have answered "</i>	N/C	1	2	3	4	5	AVERAGE						
17. Internships were consistent with the professional profiles of my qualification	0	0	1	0	1	1	3,67	4 , 0 5					
18. I believe that the internships helped me improve my training	0	0	0	0	2	1	4,33	4 , 2 0					
19. The organisation and management of the internships was adequate	0	0	0	0	2	1	4,33	3 , 8 7					
Indicates your level of satisfaction with:	Strongly dissatisfied...Strongly sa												
20. My academic tutor	0	0	0	0	0	3	5,00	3 , 9 9					
21. My tutor at the host company or institution	0	0	0	0	0	3	5,00	4 , 2 0					
22. My internships	0	0	0	0	2	1	4,33	4 , 2 3					
Average of section							4,44	Scale used: 1 to 5					<div></div> : Global UV Average

: Global UV Average

INFORME D'AVUACIÓ DELS TÍTOLS OFICIALS.

(Graduate survey)

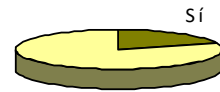
Year of completion **2022-2023**

1406.- GRADO EN CIENCIA DE DATOS

MOBILITY PROGRAMMES: ERASMUS, SICUE/SENECA, INTERNATIONAL PROGRAMME OR OTHERS

23. Did you participate in any mobility programme during your degree studies?

Yes	1	20,00%
No	4	80,00%



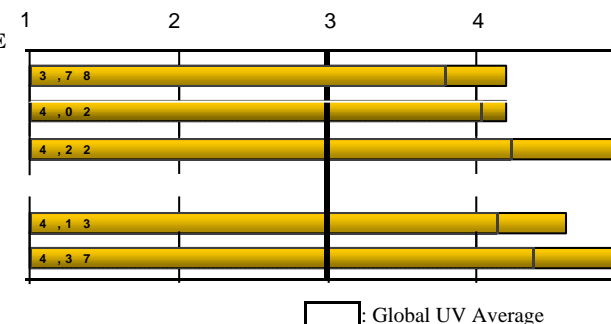
No

Year of completion 2022-2023

1406.- GRADO EN CIENCIA DE DATOS

DEGREE FINAL PROJECT

	Frequency Response						
	Strongly disagree....Strongly agree						
	N/C	1	2	3	4	5	AVERAGE
33. The objectives of the degree final project were made clear from the beginning	0	0	1	0	1	3	4,20
34. Requirements and assessment criteria for the degree final project were suitable and published in advance	0	0	0	2	0	3	4,20
35. The mark assigned to my degree final project was suited to the requirements	0	0	0	0	0	5	5,00
Indicates your level of satisfaction with:							
36. My tutor for the degree final project	0	0	0	1	0	4	4,60
37. The degree final project that I carried out	0	0	0	0	0	5	5,00
Average of section							4,60



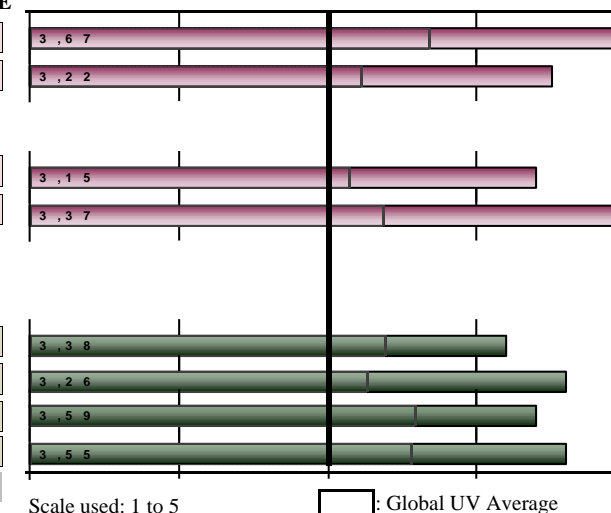
38. Do you have a job?	Yes	2	40,00%
	No	3	60,00%



EXPECTATIONS AND OCCUPATION

If so, I believe that given the current labour market situation, the qualification that I have studied will allow me:

	Frequency Response						
	Strongly disagree....Strongly agree						
	N/C	1	2	3	4	5	AVERAGE
39. (If Yes) To find a better job than the one that I have now	0	0	0	0	0	2	*
40. (If Not) To find the type of job for which I have prepared	1	0	0	0	1	1	*



Indicate to what extent the answer that you gave to the previous question is due to the following factors:

	None..... Completely						
	N/C	1	2	3	4	5	AVERAGE
41. The training received during the qualification studied	0	0	1	0	0	4	4,40
42. Current conditions of the labour market	0	0	0	0	0	5	5,00

OVERALL

	Frequency Response						
	Strongly disagree....Strongly agree						
	N/C	1	2	3	4	5	AVERAGE
Quality of lecturers	0	0	0	1	2	2	4,20
Facilities and infrastructure	0	0	0	0	2	3	4,60
Satisfaction with my personal experience, both academic and extracurricular, at the University of Valencia	0	0	0	1	1	3	4,40
Would you recommend this qualification?	0	0	0	1	0	4	4,60
Average of section							4,45

INFORME D'AVALUACIÓ DELS TÍTOLS OFICIALS.

(Graduate survey)

 Year of completion **2022-2023**
1406.- GRADO EN CIENCIA DE DATOS

BREAKDOWN		TRAINING PROCESS / CURRICULUM									
		Only courses is over 2 surveys collected		1.The curriculum has a coherent structure and a good timing		2.The curriculum combines theoretical and practical		3...the competences developed ... adequately qualify		Average of section	
		Completion course	Collected	n°surv.	average	n°surv.	average	n°surv.	average		
Aggregate		13		13	3,92	13	4,23	13	4,08	4,08	
2021-2022		8		8	3,75	8	4,12	8	4	3,96	
2022-2023		5		5	4,2	5	4,4	5	4,2	4,27	

DEVELOPMENT OF COMPETENCES DURING YOUR STUDIES AT UNIVERSITY														
		4.I have gained knowledge and understanding in my field of study		5.I am able to apply the knowledge gained to professional		6.I am capable of gathering and interpreting data and information in		7.I am able to solve problems in complex situations in my field of study		8.I am able to communicate clearly and accurately		9.I am able to identify my educational needs and to organise my		Average of section
Completion course		n°surv.	average	n°surv.	average	n°surv.	average	n°surv.	average	n°surv.	average	n°surv.	average	
Aggregate		13	4,54	13	4,08	13	4,62	13	4,62	13	4,23	13	4,62	4,45
2021-2022		8	4,62	8	3,88	8	4,5	8	4,5	8	3,88	8	4,38	4,29
2022-2023		5	4,4	5	4,4	5	4,8	5	4,8	5	4,8	5	5	4,70

DEVELOPMENT OF TEACHING														
		10.The content included in the course guides was covered as planned		11.The methodologies used ...were suited to the competences		12.I think that the assessment process was suited to the competences		13.I received enough information about career opportunities		14.I felt guided and well advised...of my studies ...		15.The information published on the website was helpful		Average of section
Completion course		n°surv.	average	n°surv.	average	n°surv.	average	n°surv.	average	n°surv.	average	n°surv.	average	
Aggregate		13	4,08	12	4,08	13	3,62	13	4	13	3,77	13	3,77	3,88
2021-2022		8	3,75	7	3,86	8	3,38	8	3,88	8	3,5	8	3,5	3,64
2022-2023		5	4,6	5	4,4	5	4	5	4,2	5	4,2	5	4,2	4,27

EXTERNAL INTERNSHIPS														
		17.Internships were consistent with the professional profiles of my		18.I believe that the internships helped me improve my training		19.The organisation and management of the internship was		Indicates your level of satisfaction with:						Average of section
								20. My academic tutor		21.My tutor at the host company or		22. My internships		
Completion course		n°surv.	average	n°surv.	average	n°surv.	average	n°surv.	average	n°surv.	average	n°surv.	average	
Aggregate		11	3,82	11	4,09	11	3,82	11	4,55	11	4	11	3,73	4,00
2021-2022		8	3,88	8	4	8	3,62	8	4,38	8	3,62	8	3,5	3,83
2022-2023		3	3,67	3	4,33	3	4,33	3	5	3	5	3	4,33	4,44

INFORME D'AVALUACIÓ DELS TÍTOLS OFICIALS.

(Graduate survey)

 Year of completion **2022-2023**
1406.- GRADO EN CIENCIA DE DATOS

		MOBILITY PROGRAMMES: ERASMUS, SICUE/SENECA, INTERNATIONAL PROGRAMME OR OTHERS																			
		25.I believe that the academic level at the host university was suitable		26.I think that the academic recognition of my study period in the		27.Attention and information received from the IIV in my mobility		28.This mobility period helped me improve my language skills		29.I believe that a mobility period is useful for the work/professional		Indicates your level of satisfaction with:						Average of section			
Completion course		n°surv.	average	n°surv.	average	n°surv.	average	n°surv.	average	n°surv.	average	n°surv.	average	n°surv.	average	n°surv.	average				
Aggregate		2	*	2	*	2	*	2	*	2	*	2	*	2	*	2	*	*			
2021-2022		1	*	1	*	1	*	1	*	1	*	1	*	1	*	1	*	*			
2022-2023		1	*	1	*	1	*	1	*	1	*	1	*	1	*	1	*	*			
		DEGREE FINAL PROJECT											EXPECTATIONS AND OCCUPATION								
		33.The objectives of the degree final project were made clear from the		34.Requirements and assessment criteria for the final project were		35.The mark assigned to my degree final project was suited to the		Indicates your level of satisfaction with:		Average of section		39.(If Yes) To find a better job than the one that I have now		40.(If Not) To find the type of job for which I have prepared		41.The training received during the qualification studied		42.Current conditions of the labour market			
Completion course		n°surv.	average	n°surv.	average	n°surv.	average	n°surv.	average	n°surv.	average			n°surv.	average	n°surv.	average	n°surv.	average	n°surv.	average
Aggregate		13	4,15	13	4,46	13	4,92	13	4,77	13	4,85	4,63		7	4,71	5	4,8	13	4,38	13	4,69
2021-2022		8	4,12	8	4,62	8	4,88	8	4,88	8	4,75	4,65		5	4,6	3	5	8	4,38	8	4,5
2022-2023		5	4,2	5	4,2	5	5	5	4,6	5	5	4,60		2	*	2	*	5	4,4	5	5
		OVERALL																			
		Quality of lecturers		Facilities and infrastructure		Satisfaction with my personal experience, both academic and		Would you recommend this qualification?		Average of section											
Completion course		n°surv.	average	n°surv.	average	n°surv.	average	n°surv.	average												
Aggregate		13	4	13	4,46	13	4,31	13	4,77	4,38											
2021-2022		8	3,88	8	4,38	8	4,25	8	4,88	4,34											
2022-2023		5	4,2	5	4,6	5	4,4	5	4,6	4,45											

* The average item is calculated from three surveys rating.

Average of a section is calculated by weighting the number of responses for each item.