

**(Graduate student survey)**

ESTUDY: 2080

 Name of the Masters course: **Máster Universitario en Estudios Hispánicos Avanzados: Aplicaciones e Investigación**
**Year of completion**

2009-2010	2010-2011	2011-2012	2012-2013	2013-2014	2014-2015	2015-2016	2016-2017	2017-2018	2018-2019	2019-2020
0	0	0	1	2	18	5	2	11	4	0
0,00%	0,00%	0,00%	2,33%	4,65%	41,86%	11,63%	4,65%	25,58%	9,30%	0,00%

Gender	Male	13	33,33%
	Female	26	66,67%

The qualification that I have completed was my first choice in my application to the University	Yes	39	90,70%
	No	4	9,30%

Usual status during studies	Full-time student	36	87,80%
	Part-time student	5	12,20%

In the future, do you intend to pursue further studies?		What kind of studies?		Main reason		
Yes	35	81,40%	Degree	1	3,12%	
No	8	18,60%	Master's degree	12	37,50%	
			Doctorate	19	59,38%	
				Specialisation	15	42,86%
				Employability	10	28,57%
				Career development	9	25,71%
				Others	1	2,86%

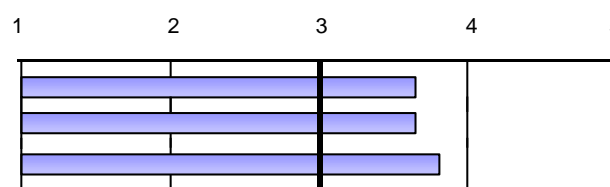
**Frequency Response**

Strongly disagree...Strongly agree


AVERAGE N/C 1 2 3 4 5

**TRAINING PROCESS / CURRICULUM**


1. I think that the curriculum has a coherent structure and a good timing	3,65	0	0	7	11	15	10
2. I believe that the curriculum combines theoretical and practical knowledge adequately	3,65	0	1	6	13	10	13
3. I think that the competences developed in my qualification adequately qualify me for professional practice	3,80	2	1	5	8	14	13
	3,70	Average of section					


**DEVELOPMENT OF COMPETENCES DURING MASTER'S DEGREE STUDIES**

4. I have gained and applied advanced theoretical and practical knowledge	4,14	0	0	2	9	13	19
5. I am able to solve problems in new environments and multidisciplinary contexts	4,30	0	0	2	2	20	19
6. I feel able to evaluate and select the most suitable scientific theory and methods in the field of study of the MD	4,12	1	1	1	8	14	18
7. In particular cases, I can reflect on ethics and social responsibility	4,30	0	0	3	4	13	23
8. As for the development of new working methods in the field of the MD, I am able to control complex situations	3,90	1	0	3	9	19	11
9. I am able to communicate scientific and technological research results clearly	4,29	2	1	1	3	16	20
10. I have developed sufficient autonomy to participate in research projects or scientific collaborations	4,27	2	0	3	1	19	18
	4,19	Average of section					


**DEVELOPMENT OF TEACHING**

11. The content included in the course guides was covered as planned	3,90	4	1	4	9	9	16
12. The methodologies used in the different modules were suited to the competences required in the qualification	3,82	4	1	2	12	12	12
13. Overall, I think that the assessment process was suited to the competences taught in the qualification	4,00	3	1	3	6	15	15
14. I received enough information about career opportunities related to my qualification	3,49	4	7	2	7	11	12
15. I felt guided and well advised throughout the development of my studies	4,24	2	2	1	5	10	23
16. The information published on the website was helpful	4,02	2	1	3	7	13	17
	3,92	Average of section					



Scale used: 1 to 5

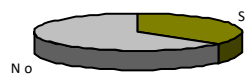
: Master degree accumulated Average

**(Graduate student survey)**

ESTUDY: 2080

 Name of the Masters course: **Máster Universitario en Estudios Hispánicos Avanzados: Aplicaciones e Investigación**
**EXTERNAL INTERNSHIPS**

17. Did you carry out external internships during your master's degree studies?	Yes	14	35,90%
	No	25	64,10%

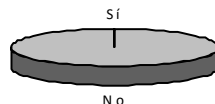


Only those who have answered "	Frequency Response							1	2	3	4	5
	AVERAGE	N/C	Strongly disagree...Strongly agree									
			1	2	3	4	5					
18. Internships were consistent with the professional profiles of my qualification	4,21	0	0	1	2	4	7					
19. I believe that the internships helped me improve my training	4,43	0	0	1	0	5	8					
20. The organisation and management of the internships was adequate	4,14	0	0	0	3	6	5					
Indicates your level of satisfaction with:												
21. My academic tutor	4,77	1	0	0	1	1	11					
22. My tutor at the host company or institution	4,36	0	0	0	2	5	7					
23. My internships	4,50	0	0	1	0	4	9					
<b>4,40</b> Average of section												

Scale used: 1 to 5 : Master degree accumulated Average

**MOBILITY PROGRAMMES: ERASMUS, SICUE/SENECA, INTERNATIONAL PROGRAMME OR OTHE**

24. Did you participate in any mobility programme during your master's degree?	Yes	0	0,00%
	No	39	100,00%



(Graduate student survey)

ESTUDY: 2080

Name of the Masters course: **Máster Universitario en Estudios Hispánicos Avanzados: Aplicaciones e Investigación**

**TFM**

34. The objectives of the master's degree final project were made clear from the beginning	4,38	4	1	0	5	10	23
35. Requirements and assessment criteria for the master's degree final project were suitable and published in advance	4,42	5	1	1	3	9	24
36. The mark assigned to my master's degree final project was suited to the requirements	4,51	4	1	0	2	11	25

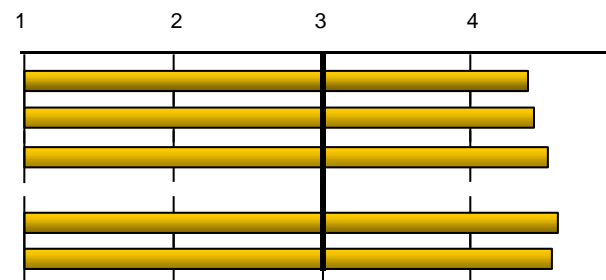
Indicates your level of satisfaction with:

37. My tutor for the master's degree final project	4,59	4	1	1	2	5	30
38. The master's degree final project that I carried out	4,54	4	1	0	3	8	27

39. Do you have a job?	Yes	17	43,59%
	No	22	56,41%



Frequency Response		Strongly disagree...Strongly agree				
AVERAGE	N/C	1	2	3	4	5
4,38	4	1	0	5	10	23
4,42	5	1	1	3	9	24
4,51	4	1	0	2	11	25
4,59	4	1	1	2	5	30
4,54	4	1	0	3	8	27
4,49	Average of section					



**EXPECTATIONS AND OCCUPATION**

Considere que en la situació del mercat laboral, la titulació cursada en la UV em va permetre o em permetrà:

40. (If Yes) To find a better job than the one that I have now	3,47	0	1	2	6	4	4
41. (If Not) To find the type of job for which I have prepared	3,57	8	1	0	6	4	3

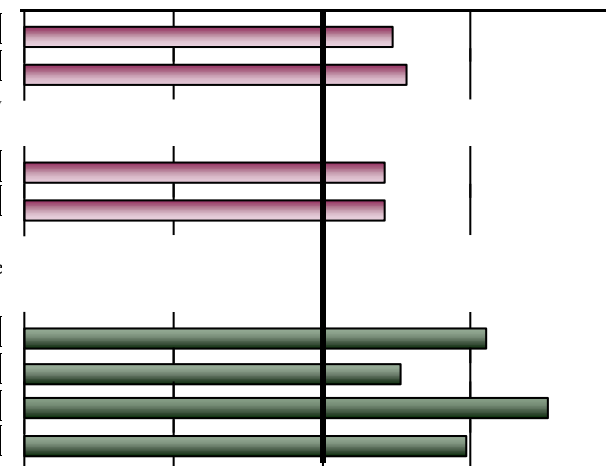
Indicate to what extent the answer that you gave to the previous question is due to the following factors:

42. The training received during the qualification studied at the UV	3,42	7	1	8	8	13	6
43. Current conditions of the labour market	3,42	7	3	5	9	12	7

**OVERALL**

Quality of lecturers	4,11	5	1	1	4	19	13
Facilities and infrastructure	3,53	5	1	7	9	13	8
Satisfaction with my personal experience, both academic and extracurricular, at the University of Valencia	4,51	6	0	0	2	14	21
Would you recommend this qualification?	3,97	7	2	2	4	15	13

Frequency Response		Strongly disagree...Strongly agree				
AVERAGE	N/C	1	2	3	4	5
3,47	0	1	2	6	4	4
3,57	8	1	0	6	4	3
3,42	7	1	8	8	13	6
3,42	7	3	5	9	12	7
4,11	5	1	1	4	19	13
3,53	5	1	7	9	13	8
4,51	6	0	0	2	14	21
3,97	7	2	2	4	15	13
4,03	Average of section					



Scale used: 1 to 5 : Master degree accumulated Average

**(Graduate student survey)**

ESTUDY: 2080

 Name of the Masters course: **Máster Universitario en Estudios Hispánicos Avanzados: Aplicaciones e Investigación**

BREAKDOWN	TRAINING PROCESS / CURRICULUM								
	Only courses is over 2 surveys collected		1.The curriculum has a coherent structure and a good timing		2.The curriculum combines theoretical and practical		3.the competences developed ... adequately qualify me		Average of section
	Completion course	Collected	no. resp.	average	no. resp.	average	no. resp.	average	
Aggregate		43	43	3,65	43	3,65	41	3,8	3,70
2014-2015		18	18	3,5	18	3,56	16	3,38	3,48
2015-2016		5	5	3,6	5	4,2	5	4,4	4,07
2017-2018		11	11	4,27	11	4,09	11	4,45	4,27
2018-2019		4	4	2,75	4	2,5	4	3,25	2,83

BREAKDOWN	DEVELOPMENT OF COMPETENCES DURING MASTER'S DEGREE STUDIES															
	4.I have gained and applied advanced theoretical and		5.I am able to solve problems in new environments and multidisciplinary		6.I feel able to evaluate and select the most appropriate		7.In particular cases, I can reflect on ethics and social responsibility		8.As for the development of new and innovative working methods in		9.I am able to communicate scientific and technological		10.I have developed sufficient autonomy to participate in		Average of section	
	Completion course	no. resp.	average	no. resp.	average	no. resp.	average	no. resp.	average	no. resp.	average	no. resp.	average			
Aggregate		43	4,14	43	4,3	42	4,12	43	4,3	42	3,9	41	4,29	41	4,27	4,19
2014-2015		18	4,06	18	4,22	18	3,89	18	4,28	18	3,67	18	4,28	18	4,17	4,08
2015-2016		5	4,6	5	4,8	5	4,8	5	4,6	5	4,6	5	4,6	5	4,6	4,66
2017-2018		11	4,27	11	4,45	11	4,09	11	4,27	11	4,09	11	4,27	11	4,45	4,27
2018-2019		4	4	4	4,25	3	4,33	4	4,25	4	3,75	3	4,67	3	4	4,16

BREAKDOWN	DEVELOPMENT OF TEACHING													
	11.The content included in the course guides was covered as planned		12.The methodologies used were suited to the competences		13.Overall, I think that the assessment process was suited		14.I received enough information about career opportunities		15.I felt guided and well advised throughout the development of my		16.The information published on the website was helpful		Average of section	
	Completion course	no. resp.	average	no. resp.	average	no. resp.	average	no. resp.	average	no. resp.	average			
Aggregate		39	3,9	39	3,82	40	4	39	3,49	41	4,24	41	4,02	3,92
2014-2015		15	3,27	15	3,2	17	3,65	15	2,8	17	4,29	17	3,88	3,54
2015-2016		5	4,6	5	4,4	4	4	5	4	5	4,6	5	4	4,28
2017-2018		11	4,45	11	4,45	11	4,64	11	4,64	11	4,27	11	4,27	4,45
2018-2019		4	4	4	3,75	4	4,25	4	3,5	4	3,75	4	4,25	3,92

BREAKDOWN	EXTERNAL INTERNSHIPS													
	18.Internships were consistent with the professional profiles of my		19.I believe that the internships helped me improve my training		20.The organisation and management of the internships was		Indicates your level of satisfaction with:						Average of section	
	Completion course	no. resp.	average	no. resp.	average	no. resp.	average	no. resp.	average	no. resp.	average			
Aggregate		14	4,21	14	4,43	14	4,14	13	4,77	14	4,36	14	4,5	4,40

**(Graduate student survey)**

ESTUDY: 2080

 Name of the Masters course: **Máster Universitario en Estudios Hispánicos Avanzados: Aplicaciones e Investigación**

Year	no. resp.	average	no. resp.	average	no. resp.	average	no. resp.	average	no. resp.	average	no. resp.	average	no. resp.	average
2014-2015	4	4,25	4	4,25	4	4,25	3	5	4	4	4	4,25	4,30	
2015-2016	1	*	1	*	1	*	1	*	1	*	1	*	*	
2017-2018	7	4,14	7	4,43	7	4,14	7	5	7	4,71	7	4,71	4,52	
2018-2019	1	*	1	*	1	*	1	*	1	*	1	*	*	

**MOBILITY PROGRAMMES: ERASMUS, SICUE/SENECA, INTERNATIONAL PROGRAMME OR OTHERS**

Completion course	26.I believe that the academic level at the host university was		27.I think that the academic recognition of my study period in the		28.Attention and information received from the University of		29.This mobility period helped me improve my language skills		30.I believe that a mobility period is useful for the work/professional		Indicates your level of satisfaction with:				Average of section
	no. resp.	average	no. resp.	average	no. resp.	average	no. resp.	average	no. resp.	average	no. resp.	average	no. resp.	average	
Aggregate		*		*		*		*		*		*		*	*
2014-2015		*		*		*		*		*		*		*	*
2015-2016		*		*		*		*		*		*		*	*
2017-2018		*		*		*		*		*		*		*	*
2018-2019		*		*		*		*		*		*		*	*

**TFM**
**EXPECTATIONS AND OCCUPATION**

Completion course	34.The objectives of the master's degree final project were made clear		35.Requirements and assessment criteria for the master's degree		36.The mark assigned to my master's degree final project was		Indicates your level of satisfaction with:				Average of section	40.(Job) To find a better job than the one that I have now		41.(Not job) To find the type of job for which I have prepared		42.how much to: The training received during the qualification		43.how much to: Current conditions in the labor market	
	no. resp.	average	no. resp.	average	no. resp.	average	no. resp.	average	no. resp.	average		no. resp.	average	no. resp.	average	no. resp.	average	no. resp.	average
Aggregate	39	4,38	38	4,42	39	4,51	39	4,59	39	4,54	4,49	17	3,47	14	3,57	36	3,42	36	3,42
2014-2015	17	4,53	16	4,44	17	4,65	17	4,47	17	4,59	4,54	9	2,78	6	3,17	15	2,87	16	3,56
2015-2016	5	4,6	5	4,6	5	4,8	5	4,8	5	5	4,76	1	*	2	*	5	4,4	4	1,75
2017-2018	9	4,22	9	4,56	9	4,33	9	5	9	4,56	4,53	4	5	3	5	9	3,33	9	4
2018-2019	4	4,25	4	4,25	4	4,5	4	4,5	4	4,5	4,40	2	*	1	*	3	4	3	3,67

**OVERALL**

Completion course	Quality of lecturers		Facilities and infrastructure		Satisfaction with my personal experience at the UIV		Would you recommend this qualification?		Average of section
	no. resp.	average	no. resp.	average	no. resp.	average	no. resp.	average	
Aggregate	38	4,11	38	3,53	37	4,51	36	3,97	4,03
2014-2015	17	4,06	17	3,47	17	4,53	15	3,73	3,95
2015-2016	5	4,4	5	3,6	4	4,75	5	4,2	4,21
2017-2018	8	4,25	8	4	8	4,75	8	4,5	4,38
2018-2019	4	4,25	4	2,5	4	4,25	4	3,75	3,69

(Graduate student survey)

ESTUDY: 2080

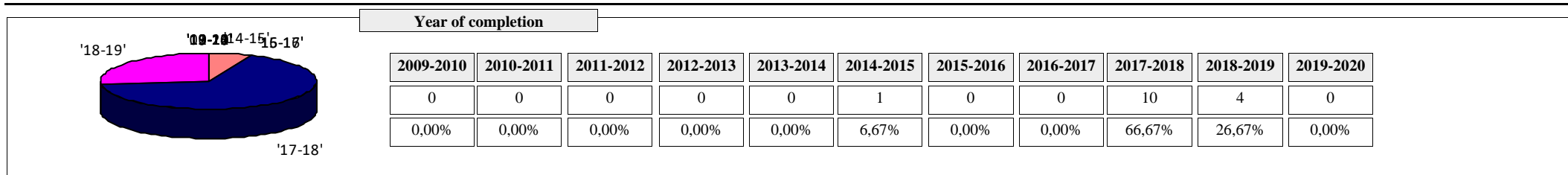
Name of the Masters course: Máster Universitario en Estudios Hispánicos Avanzados: Aplicaciones e Investigación

---

*\* Average of a section is calculated by weighting the number of responses for each item.*

**(Graduate student survey)**

ESTUDY: 2080

 Name of the Masters course: **Máster Universitario en Estudios Hispánicos Avanzados: Aplicaciones e Investigación**


Gender	Male	Count	Percentage
	Female	13	92,86%

The qualification that I have completed was my first choice in my application to the University	Yes	Count	Percentage
	No	0	0,00%

Usual status during studies	Full-time student	Count	Percentage
	Part-time student	2	13,33%

In the future, do you intend to pursue further studies?	Count		Percentage	
	Yes	13	86,67%	
No	2	13,33%		

What kind of studies?	Count		Percentage	
	Degree	0	0,00%	
	Master's degree	8	72,73%	
Doctorate	3	27,27%		

Main reason	Count		Percentage	
	Specialisation	3	23,08%	
	Employability	6	46,15%	
	Career development	4	30,77%	
	Others	0	0,00%	

**TRAINING PROCESS / CURRICULUM**

Statement	AVERAGE	N/C	Frequency Response				
			1	2	3	4	5
1. I think that the curriculum has a coherent structure and a good timing	3,87	0	0	2	3	5	5
2. I believe that the curriculum combines theoretical and practical knowledge adequately	3,67	0	1	1	5	3	5
3. I think that the competences developed in my qualification adequately qualify me for professional practice	4,13	0	1	0	0	9	5
<b>3,89</b> Average of section							

**DEVELOPMENT OF COMPETENCES DURING MASTER'S DEGREE STUDIES**

Statement	AVERAGE	N/C	Frequency Response				
			1	2	3	4	5
4. I have gained and applied advanced theoretical and practical knowledge	4,20	0	0	0	3	6	6
5. I am able to solve problems in new environments and multidisciplinary contexts	4,40	0	0	0	0	9	6
6. I feel able to evaluate and select the most suitable scientific theory and methods in the field of study of the MD	4,14	1	0	0	4	4	6
7. In particular cases, I can reflect on ethics and social responsibility	4,27	0	0	0	3	5	7
8. As for the development of new working methods in the field of the MD, I am able to control complex situations	3,87	0	0	0	5	7	3
9. I am able to communicate scientific and technological research results clearly	4,36	1	0	0	2	5	7
10. I have developed sufficient autonomy to participate in research projects or scientific collaborations	4,36	1	0	1	0	6	7
<b>4,23</b> Average of section							

**DEVELOPMENT OF TEACHING**

Statement	AVERAGE	N/C	Frequency Response				
			1	2	3	4	5
11. The content included in the course guides was covered as planned	4,33	0	0	0	3	4	8
12. The methodologies used in the different modules were suited to the competences required in the qualification	4,13	0	0	0	3	7	5
13. Overall, I think that the assessment process was suited to the competences taught in the qualification	4,53	0	0	0	1	5	9
14. I received enough information about career opportunities related to my qualification	4,33	0	1	0	1	4	9
15. I felt guided and well advised throughout the development of my studies	4,13	0	1	0	2	5	7
16. The information published on the website was helpful	4,27	0	0	0	3	5	7
<b>4,29</b> Average of section							

Scale used: 1 to 5

 Global UV Average

**(Graduate student survey)**

ESTUDY: 2080

 Name of the Masters course: **Máster Universitario en Estudios Hispánicos Avanzados: Aplicaciones e Investigación**
**EXTERNAL INTERNSHIPS**

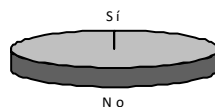
17. Did you carry out external internships during your master's degree studies?	Yes	8	61,54%
	No	5	38,46%



Only those who have answered "	AVERAGE	N/C	Frequency Response					1	2	3	4	5
			1	2	3	4	5					
18. Internships were consistent with the professional profiles of my qualification	3,75	0	0	1	2	3	2					
19. I believe that the internships helped me improve my training	4,13	0	0	1	0	4	3					
20. The organisation and management of the internships was adequate	3,88	0	0	0	3	3	2					
Indicates your level of satisfaction with:												
21. My academic tutor	4,71	1	0	0	1	0	6					
22. My tutor at the host company or institution	4,38	0	0	0	1	3	4					
23. My internships	4,25	0	0	1	0	3	4					
<b>4,17</b>			Average of section									

**MOBILITY PROGRAMMES: ERASMUS, SICUE/SENECA, INTERNATIONAL PROGRAMME OR OTHE**

24. Did you participate in any mobility programme during your master's degree?	Yes	0	0,00%
	No	13	100,00%





(Graduate student survey)

ESTUDY: 2080

Name of the Masters course: Máster Universitario en Estudios Hispánicos Avanzados: Aplicaciones e Investigación


TFM

34. The objectives of the master's degree final project were made clear from the beginning	4,31	2	0	0	3	3	7
35. Requirements and assessment criteria for the master's degree final project were suitable and published in advance	4,46	2	0	1	0	4	8
36. The mark assigned to my master's degree final project was suited to the requirements	4,38	2	0	0	2	4	7

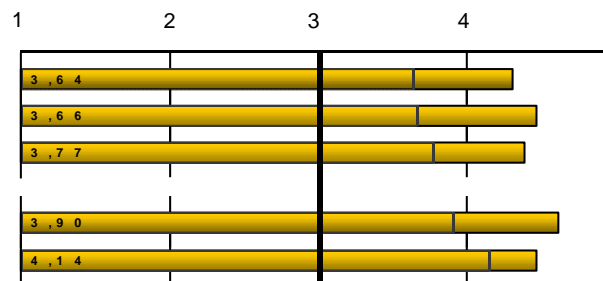
Indicates your level of satisfaction with:

37. My tutor for the master's degree final project	4,62	2	0	1	0	2	10
38. The master's degree final project that I carried out	4,46	2	0	0	1	5	7

39. Do you have a job?	Yes	7	53,85%
	No	6	46,15%



Frequency Response		Strongly disagree...Strongly agree				
AVERAGE	N/C	1	2	3	4	5
4,31	2	0	0	3	3	7
4,46	2	0	1	0	4	8
4,38	2	0	0	2	4	7
4,62	2	0	1	0	2	10
4,46	2	0	0	1	5	7
4,45	Average of section					



EXPECTATIONS AND OCCUPATION

Considere que en la situació del mercat laboral, la titulació cursada en la UV em va permetre o em permetrà:

40. (If Yes) To find a better job than the one that I have now	4,14	0	1	0	0	2	4
41. (If Not) To find the type of job for which I have prepared	3,67	3	1	0	0	0	2

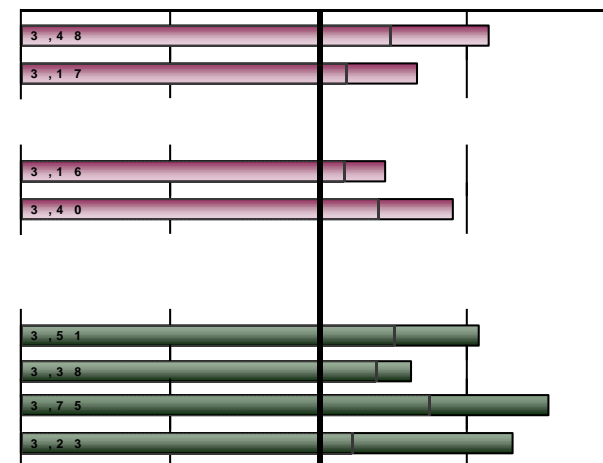
Indicate to what extent the answer that you gave to the previous question is due to the following factors:

42. The training received during the qualification studied at the UV	3,45	4	0	2	2	7	0
43. Current conditions of the labour market	3,91	4	0	0	2	8	1

Frequency Response		Strongly disagree...Strongly agree				
AVERAGE	N/C	1	2	3	4	5
4,14	0	1	0	0	2	4
3,67	3	1	0	0	0	2
3,45	4	0	2	2	7	0
3,91	4	0	0	2	8	1

Frequency Response		None..... Completely				
AVERAGE	N/C	1	2	3	4	5
3,45	4	0	2	2	7	0
3,91	4	0	0	2	8	1



OVERALL

Quality of lecturers	4,08	2	0	1	2	5	5
Facilities and infrastructure	3,62	2	1	1	3	5	3
Satisfaction with my personal experience, both academic and extracurricular, at the University of Valencia	4,54	2	0	0	0	6	7
Would you recommend this qualification?	4,31	2	0	1	0	6	6

4,13 Average of section

Scale used: 1 to 5 : Global UV Average

**(Graduate student survey)**

ESTUDY: 2080

 Name of the Masters course: **Máster Universitario en Estudios Hispánicos Avanzados: Aplicaciones e Investigación**

		TRAINING PROCESS / CURRICULUM							
BREAKDOWN	Only courses is over 2 surveys collected	1.The curriculum has a coherent structure and a good timing		2.The curriculum combines theoretical and practical		3.the competences developed ... adequately qualify me		Average of section	
		no. resp.	average	no. resp.	average	no. resp.	average		
Completion course	Collected								
Aggregate	43	43	3,65	43	3,65	41	3,8	3,70	
2014-2015	18	18	3,5	18	3,56	16	3,38	3,48	
2015-2016	5	5	3,6	5	4,2	5	4,4	4,07	
2017-2018	11	11	4,27	11	4,09	11	4,45	4,27	
2018-2019	4	4	2,75	4	2,5	4	3,25	2,83	

		DEVELOPMENT OF COMPETENCES DURING MASTER'S DEGREE STUDIES														
BREAKDOWN	Only courses is over 2 surveys collected	4.I have gained and applied advanced theoretical and		5.I am able to solve problems in new environments and multidisciplinary		6.I feel able to evaluate and select the most appropriate		7.In particular cases, I can reflect on ethics and social responsibility		8.As for the development of new and innovative working methods in		9.I am able to communicate scientific and technological		10.I have developed sufficient autonomy to participate in		Average of section
		no. resp.	average	no. resp.	average	no. resp.	average	no. resp.	average	no. resp.	average	no. resp.	average	no. resp.	average	
Completion course	Collected															
Aggregate	43	43	4,14	43	4,3	42	4,12	43	4,3	42	3,9	41	4,29	41	4,27	4,19
2014-2015	18	18	4,06	18	4,22	18	3,89	18	4,28	18	3,67	18	4,28	18	4,17	4,08
2015-2016	5	5	4,6	5	4,8	5	4,8	5	4,6	5	4,6	5	4,6	5	4,6	4,66
2017-2018	11	11	4,27	11	4,45	11	4,09	11	4,27	11	4,09	11	4,27	11	4,45	4,27
2018-2019	4	4	4	4	4,25	3	4,33	4	4,25	4	3,75	3	4,67	3	4	4,16

		DEVELOPMENT OF TEACHING												
BREAKDOWN	Only courses is over 2 surveys collected	11.The content included in the course guides was covered as planned		12.The methodologies used were suited to the competences		13.Overall, I think that the assessment process was suited		14.I received enough information about career opportunities		15.I felt guided and well advised throughout the development of my		16.The information published on the website was helpful		Average of section
		no. resp.	average	no. resp.	average	no. resp.	average	no. resp.	average	no. resp.	average	no. resp.	average	
Completion course	Collected													
Aggregate	39	39	3,9	39	3,82	40	4	39	3,49	41	4,24	41	4,02	3,92
2014-2015	15	15	3,27	15	3,2	17	3,65	15	2,8	17	4,29	17	3,88	3,54
2015-2016	5	5	4,6	5	4,4	4	4	5	4	5	4,6	5	4	4,28
2017-2018	11	11	4,45	11	4,45	11	4,64	11	4,64	11	4,27	11	4,27	4,45
2018-2019	4	4	4	4	3,75	4	4,25	4	3,5	4	3,75	4	4,25	3,92

		EXTERNAL INTERNSHIPS													
BREAKDOWN	Only courses is over 2 surveys collected	18.Internships were consistent with the professional profiles of my		19.I believe that the internships helped me improve my training		20.The organisation and management of the internships was		Indicates your level of satisfaction with:						Average of section	
		no. resp.	average	no. resp.	average	no. resp.	average	21.My academic tutor		22.My tutor at the host company or		23.My internships			
Completion course	Collected														
Aggregate	14	14	4,21	14	4,43	14	4,14	13	4,77	14	4,36	14	4,5	4,40	
2014-2015	4	4	4,25	4	4,25	4	4,25	3	5	4	4	4	4,25	4,30	

**EVALUATION OF OFFICIAL MASTERS COURSES.**
**(Graduate student survey)**

ESTUDY: 2080

 Name of the Masters course: **Máster Universitario en Estudios Hispánicos Avanzados: Aplicaciones e Investigación**

Completion course	no. resp.	average	no. resp.	average	no. resp.	average	no. resp.	average	no. resp.	average	no. resp.	average	no. resp.	average
2015-2016	1	*	1	*	1	*	1	*	1	*	1	*	*	*
2017-2018	7	4,14	7	4,43	7	4,14	7	5	7	4,71	7	4,71	4,52	
2018-2019	1	*	1	*	1	*	1	*	1	*	1	*	*	*

**MOBILITY PROGRAMMES: ERASMUS, SICUE/SENECA, INTERNATIONAL PROGRAMME OR OTHERS**

Completion course	26.I believe that the academic level at the host university was		27.I think that the academic recognition of my study period in the		28.Attention and information received from the University of		29.This mobility period helped me improve my language skills		30.I believe that a mobility period is useful for the work/professional		Indicates your level of satisfaction with:				Average of section
	no. resp.	average	no. resp.	average	no. resp.	average	no. resp.	average	no. resp.	average	no. resp.	average	no. resp.	average	
Aggregate		*		*		*		*		*		*		*	*
2014-2015		*		*		*		*		*		*		*	*
2015-2016		*		*		*		*		*		*		*	*
2017-2018		*		*		*		*		*		*		*	*
2018-2019		*		*		*		*		*		*		*	*

**TFM**
**EXPECTATIONS AND OCCUPATION**

Completion course	34.The objectives of the master's degree final project were made clear		35.Requirements and assessment criteria for the master's degree		36.The mark assigned to my master's degree final project was		Indicates your level of satisfaction with:		Average of section	40.(Job) To find a better job than the one that I have now		41.(Not job) To find the type of job for which I have prepared		42.how much to: The training received during the qualification		43.how much to: Current conditions in the labor market			
	no. resp.	average	no. resp.	average	no. resp.	average	no. resp.	average		no. resp.	average	no. resp.	average	no. resp.	average	no. resp.	average		
Aggregate	39	4,38	38	4,42	39	4,51	39	4,59	39	4,54	4,49	17	3,47	14	3,57	36	3,42	36	3,42
2014-2015	17	4,53	16	4,44	17	4,65	17	4,47	17	4,59	4,54	9	2,78	6	3,17	15	2,87	16	3,56
2015-2016	5	4,6	5	4,6	5	4,8	5	4,8	5	5	4,76	1	*	2	*	5	4,4	4	1,75
2017-2018	9	4,22	9	4,56	9	4,33	9	5	9	4,56	4,53	4	5	3	5	9	3,33	9	4
2018-2019	4	4,25	4	4,25	4	4,5	4	4,5	4	4,5	4,40	2	*	1	*	3	4	3	3,67

**OVERALL**

Completion course	Quality of lecturers		Facilities and infrastructure		Satisfaction with my personal experience at the UV		Would you recommend this qualification?		Average of section
	no. resp.	average	no. resp.	average	no. resp.	average	no. resp.	average	
Aggregate	38	4,11	38	3,53	37	4,51	36	3,97	4,03
2014-2015	17	4,06	17	3,47	17	4,53	15	3,73	3,95
2015-2016	5	4,4	5	3,6	4	4,75	5	4,2	4,21
2017-2018	8	4,25	8	4	8	4,75	8	4,5	4,38
2018-2019	4	4,25	4	2,5	4	4,25	4	3,75	3,69

\* Average of a section is calculated by weighting the number of responses for each item.