

(Graduate survey)

AGGREGATE since: 2016

2081 - MÁSTER UNIVERSITARIO EN BANCA Y FINANZAS CUANTITATIVAS

Year of completion													
2009-2010	2010-2011	2011-2012	2012-2013	2013-2014	2014-2015	2015-2016	2016-2017	2017-2018	2018-2019	2019-2020	2020-2021	2021-2022	2022-2023
0	0	0	2	0	0	0	2	4	3	0	0	1	0
0,00%	0,00%	0,00%	16,67%	0,00%	0,00%	0,00%	16,67%	33,33%	25,00%	0,00%	0,00%	8,33%	0,00%

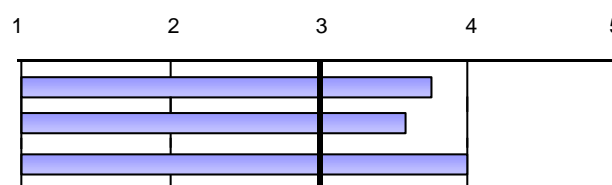
Gender	Male	11	91,67%
	Female	1	8,33%
The qualification that I have completed was my first choice in my application to the University	Yes	11	91,67%
	No	1	8,33%
Usual status during studies	Full-time student	10	100,00%
	Part-time student	0	0,00%

In the future, do you intend to pursue further studies?	Yes	3	25,00%
	No	9	75,00%
	Average of section		
What kind of studies?	Degree	0	0,00%
	Master's degree	1	33,33%
	Doctorate	2	66,67%
Main reason			
Specialisation	3	100,00%	
Employability	0	0,00%	
Career development	0	0,00%	
Others	0	0,00%	


Frequency Response

TRAINING PROCESS / CURRICULUM


	AVERAGE	N/C	Strongly disagree...Strongly agree				
			1	2	3	4	5
1. I think that the curriculum has a coherent structure and a good timing	3,75	0	0	1	4	4	3
2. I believe that the curriculum combines theoretical and practical knowledge adequately	3,58	0	0	3	0	8	1
3. I think that the competences developed in my qualification adequately qualify me for professional practice	4,00	0	0	2	1	4	5
Average of section			3,78				


DEVELOPMENT OF COMPETENCES DURING MASTER'S DEGREE STUDIES

	AVERAGE	N/C	Strongly disagree...Strongly agree				
			1	2	3	4	5
4. I have gained and applied advanced theoretical and practical knowledge	4,42	0	0	1	0	4	7
5. I am able to solve problems in new environments and multidisciplinary contexts	4,25	0	0	1	0	6	5
6. I feel able to evaluate and select the most suitable scientific theory and methods in the field of study of the MD	4,08	0	0	1	0	8	3
7. In particular cases, I can reflect on ethics and social responsibility	4,08	0	0	2	0	5	5
8. As for the development of new working methods in the field of the MD, I am able to control complex situations	4,08	0	0	1	0	8	3
9. I am able to communicate scientific and technological research results clearly	4,08	0	0	1	0	8	3
10. I have developed sufficient autonomy to participate in research projects or scientific collaborations	4,00	0	0	1	1	7	3
Average of section			4,14				


DEVELOPMENT OF TEACHING

	AVERAGE	N/C	Strongly disagree...Strongly agree				
			1	2	3	4	5
11. The content included in the course guides was covered as planned	3,73	1	0	1	2	7	1
12. The methodologies used in the different modules were suited to the competences required in the qualification	3,75	0	0	2	2	5	3
13. Overall, I think that the assessment process was suited to the competences taught in the qualification	3,64	1	0	2	2	5	2
14. I received enough information about career opportunities related to my qualification	3,58	0	1	2	1	5	3
15. I felt guided and well advised throughout the development of my studies	3,58	0	2	0	0	9	1
16. The information published on the website was helpful	3,42	0	1	2	3	3	3
Average of section			3,61				



Scale used: 1 to 5

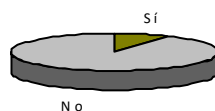
: Master degree accumulated Average

AGGREGATE since: 2016

2081 - MÁSTER UNIVERSITARIO EN BANCA Y FINANZAS CUANTITATIVAS

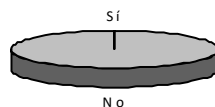
EXTERNAL INTERNSHIPS

17. Did you carry out external internships during your master's degree studies?	Yes	1	8,33%
	No	11	91,67%



MOBILITY PROGRAMMES: ERASMUS, SICUE/SENECA, INTERNATIONAL PROGRAMME OR OTHE

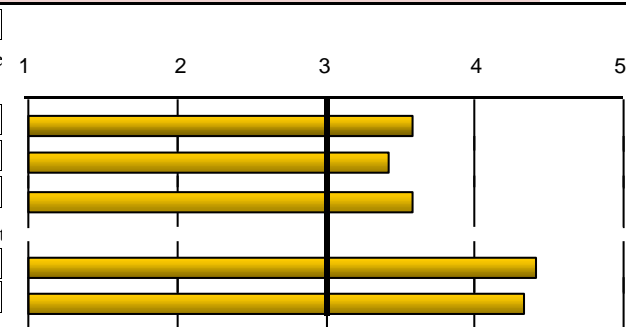
24. Did you participate in any mobility programme during your master's degree?	Yes	0	0,00%
	No	12	100,00%




AGGREGATE since: 2016

2081 - MÁSTER UNIVERSITARIO EN BANCA Y FINANZAS CUANTITATIVAS

TFM	Frequency Response						
	AVERAGE	N/C	1	2	3	4	5
34. The objectives of the master's degree final project were made clear from the beginning	3,58	0	2	1	0	6	3
35. Requirements and assessment criteria for the master's degree final project were suitable and published in advance	3,42	0	2	2	1	3	4
36. The mark assigned to my master's degree final project was suited to the requirements	3,58	0	3	0	0	5	4
Indicates your level of satisfaction with:							
37. My tutor for the master's degree final project	4,42	0	1	0	1	1	9
38. The master's degree final project that I carried out	4,33	0	0	0	1	6	5
3,87 Average of section							

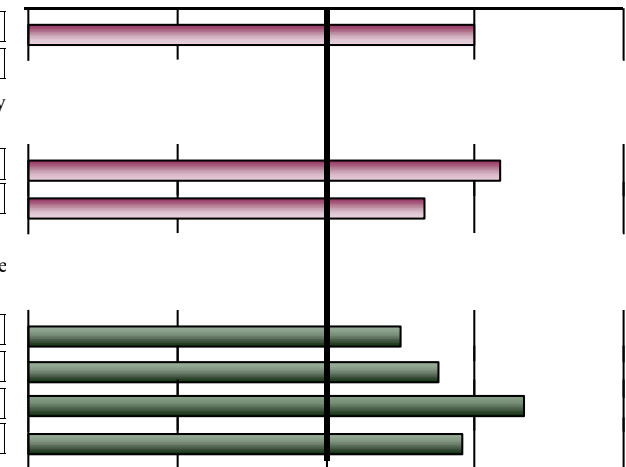


39. Do you have a job?	Yes	9	75,00%
	No	3	25,00%



EXPECTATIONS AND OCCUPATION

Considered that in the situation of the labor market, the qualification studied at the UV will or will not allow:	Frequency Response						
	AVERAGE	N/C	1	2	3	4	5
40. (If Yes) To find a better job than the one that I have now	4,00	0	0	2	1	1	5
41. (If Not) To find the type of job for which I have prepared	*						
Indicate to what extent the answer that you gave to the previous question is due to the following factors:							
42. The training received during the qualification studied at the UV	4,17	0	0	1	3	1	7
43. Current conditions of the labour market	3,67	0	0	1	4	5	2



OVERALL

	Frequency Response						
	AVERAGE	N/C	1	2	3	4	5
Quality of lecturers	3,50	0	1	1	2	7	1
Facilities and infrastructure	3,75	0	0	1	2	8	1
Satisfaction with my personal experience, both academic and extracurricular, at the University of Valencia	4,33	0	0	1	0	5	6
Would you recommend this qualification?	3,92	0	1	1	2	2	6
3,88 Average of section							

Scale used: 1 to 5 : Master degree accumulated Average

(Graduate survey)

AGGREGATE since: 2016

2081 - MÁSTER UNIVERSITARIO EN BANCA Y FINANZAS CUANTITATIVAS

BREAKDOWN		TRAINING PROCESS / CURRICULUM							
		Only courses is over 2 surveys collected		1.The curriculum has a coherent structure and a good timing		2.The curriculum combines theoretical and practical		3.the competences developed ... adequately qualify me	
Completion course	Collected	no. resp.	average	no. resp.	average	no. resp.	average		
Aggregate	12	12	3,75	12	3,58	12	4		3,78
2017-2018	4	4	3,75	4	3,5	4	3,5		3,58
2018-2019	3	3	3,67	3	4	3	4,67		4,11

BREAKDOWN		DEVELOPMENT OF COMPETENCES DURING MASTER'S DEGREE STUDIES														
		4.I have gained and applied advanced theoretical and		5.I am able to solve problems in new environments and multidisciplinary		6.I feel able to evaluate and select the most appropriate		7.In particular cases, I can reflect on ethics and social responsibility		8.As for the development of new and innovative working methods in		9.I am able to communicate scientific and technological		10.I have developed sufficient autonomy to participate in		Average of section
Completion course	Collected	no. resp.	average	no. resp.	average	no. resp.	average	no. resp.	average	no. resp.	average	no. resp.	average	no. resp.	average	
Aggregate	12	12	4,42	12	4,25	12	4,08	12	4,08	12	4,08	12	4,08	12	4	4,14
2017-2018	4	4	3,5	4	3,5	4	3,5	4	3,5	4	3,5	4	3,5	4	3,5	3,50
2018-2019	3	3	5	3	4,67	3	4,67	3	5	3	4,33	3	4,67	3	4,67	4,71

BREAKDOWN		DEVELOPMENT OF TEACHING												
		11.The content included in the course guides was covered as planned		12.The methodologies used were suited to the competences		13.Overall, I think that the assessment process was suited		14.I received enough information about career opportunities		15.I felt guided and well advised throughout the development of my		16.The information published on the website was helpful		Average of section
Completion course	Collected	no. resp.	average	no. resp.	average	no. resp.	average	no. resp.	average	no. resp.	average	no. resp.	average	
Aggregate	11	11	3,73	12	3,75	11	3,64	12	3,58	12	3,58	12	3,42	3,61
2017-2018	4	4	3,5	4	3	4	3	4	2,75	4	2,5	4	3	2,96
2018-2019	3	3	3,67	3	4,67	3	4,33	3	5	3	4,33	3	4	4,33

BREAKDOWN		EXTERNAL INTERNSHIPS												
		18.Internships were consistent with the professional profiles of my		19.I believe that the internships helped me improve my training		20.The organisation and management of the internships was		Indicates your level of satisfaction with:				Average of section		
Completion course	Collected	no. resp.	average	no. resp.	average	no. resp.	average	no. resp.	average	no. resp.	average	no. resp.	average	
Aggregate	1	1	*	1	*	1	*	1	*	1	*	1	*	*
2017-2018	1	1	*	1	*	1	*	1	*	1	*	1	*	*
2018-2019	1	1	*	1	*	1	*	1	*	1	*	1	*	*

(Graduate survey)

AGGREGATE since: 2016
2081 - MÁSTER UNIVERSITARIO EN BANCA Y FINANZAS CUANTITATIVAS

		MOBILITY PROGRAMMES: ERASMUS, SICUE/SENECA, INTERNATIONAL PROGRAMME OR OTHERS																
		26.I believe that the academic level at the host university was suitable		27.I think that the academic recognition of my study period in the		28.Attention and information received from the University of		29.This mobility period helped me improve my language skills		30.I believe that a mobility period is useful for the work/professional		Indicates your level of satisfaction with:				Average of section		
												31.The financial aid received		32.The teaching staff at the host		33.The mobility period that I spent		
Completion course		no. resp.	average	no. resp.	average	no. resp.	average	no. resp.	average	no. resp.	average	no. resp.	average	no. resp.	average	no. resp.	average	
Aggregate			*		*		*		*		*		*		*		*	*
2017-2018			*		*		*		*		*		*		*		*	*
2018-2019			*		*		*		*		*		*		*		*	*

		TFM										EXPECTATIONS AND OCCUPATION								
		34.The objectives of the master's degree final project were made clear		35.Requirements and assessment criteria for the master's degree		36.The mark assigned to my master's degree final project was		Indicates your level of satisfaction with:				Average of section	40.(Job) To find a better job than the one that I have now		41.(Not job) To find the type of job for which I have prepared		42.how much to: The training received during the qualification		43.how much to: Current conditions in the labor market	
								37.My tutor for the TFM		38.TFM that I carried out										
Completion course		no. resp.	average	no. resp.	average	no. resp.	average	no. resp.	average	no. resp.	average		no. resp.	average	no. resp.	average	no. resp.	average	no. resp.	average
Aggregate		12	3,58	12	3,42	12	3,58	12	4,42	12	4,33	3,87	9	4	*	12	4,17	12	3,67	
2017-2018		4	2,5	4	2,5	4	2,5	4	3,5	4	4,5	3,10	4	3,75	*	4	3,75	4	3,5	
2018-2019		3	4,33	3	4,67	3	5	3	5	3	4,33	4,67	1	*	*	3	5	3	4	

		OVERALL									
		Quality of lecturers		Facilities and infrastructure		Satisfaction with my personal experience at the UV		Would you recommend this qualification?		Average of section	
Completion course		no. resp.	average	no. resp.	average	no. resp.	average	no. resp.	average		
Aggregate		12	3,5	12	3,75	12	4,33	12	3,92	3,88	
2017-2018		4	2,75	4	4	4	3,5	4	2,75	3,25	
2018-2019		3	4,33	3	4,33	3	5	3	5	4,67	

* Average of a section is calculated by weighting the number of responses for each item.