

AGGREGATE since: 2015

2109 - MÁSTER UNIVERSITARIO EN TÉCNICAS EXPERIMENTALES EN QUÍMICA

Year of completion															
2009-2010	2010-2011	2011-2012	2012-2013	2013-2014	2014-2015	2015-2016	2016-2017	2017-2018	2018-2019	2019-2020	2020-2021	2021-2022	2022-2023	2023-2024	2024-2025
0	0	0	0	0	6	5	6	9	1	6	2	10	2	2	0
0,00%	0,00%	0,00%	0,00%	0,00%	12,24%	10,20%	12,24%	18,37%	2,04%	12,24%	4,08%	20,41%	4,08%	4,08%	0,00%

Gender	Male	21	42,00%
	Female	29	58,00%

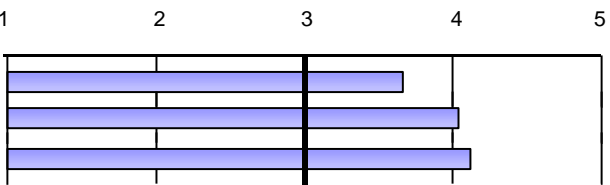
The qualification that I have completed was my first choice in my application to the University?	Yes	49	96,08%
	No	2	3,92%

Usual status during studies	Full-time student	44	89,80%
	Part-time student	5	10,20%

In the future, do you intend to pursue further studies?			What kind of studies?			Main reason		
			Degree	0	0,00%	Specialisation	12	57,14%
Yes	22	43,14%	Master's degree	5	27,78% <th>Employability</th> <td>5</td> <td>23,81%</td>	Employability	5	23,81%
No	29	56,86%	Doctorate	13	72,22% <th>Career development</th> <td>4</td> <td>19,05%</td>	Career development	4	19,05%
						Others	0	0,00%

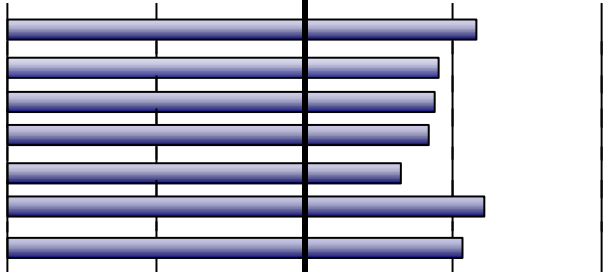
TRAINING PROCESS / CURRICULUM

	AVERAGE	N/C	1	2	3	4	5
1. I think that the curriculum has a coherent structure and a good timing	3,67	0	4	4	10	20	13
2. I believe that the curriculum combines theoretical and practical knowledge adequately	4,04	0	1	2	9	21	18
3. I think that the competences developed in my qualification adequately qualify me for professional practice	4,12	0	2	1	4	26	18
	3,94	Average of section					




DEVELOPMENT OF COMPETENCES DURING MASTER'S DEGREE STUDIES

4. I have gained and applied advanced theoretical and practical knowledge	4,16	0	2	1	6	20	22
5. I am able to solve problems in new environments and multidisciplinary contexts	3,90	0	2	1	10	25	13
6. I feel able to evaluate and select the most suitable scientific theory and methods in the field of study of the MD	3,88	0	2	1	10	26	12
7. In particular cases, I can reflect on ethics and social responsibility	3,84	1	2	5	8	19	16
8. As for the development of new working methods in the field of the MD, I am able to control complex situations	3,65	0	2	1	19	20	9
9. I am able to communicate scientific and technological research results clearly	4,22	0	1	0	4	28	18
10. I have developed sufficient autonomy to participate in research projects or scientific collaborations	4,06	0	2	1	9	19	20
	3,96	Average of section					



DEVELOPMENT OF TEACHING

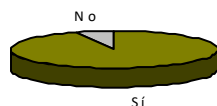
11. The content included in the course guides was covered as planned	3,82	1	2	2	11	23	12
12. The methodologies used in the different modules were suited to the competences required in the qualification	4,00	3	2	1	4	29	12
13. Overall, I think that the assessment process was suited to the competences taught in the qualification	3,98	1	2	3	8	18	19
14. I received enough information about career opportunities related to my qualification	3,18	1	5	9	17	10	9
15. I felt guided and well advised throughout the development of my studies	3,58	1	3	8	8	19	12
16. The information published on the website was helpful	3,43	2	3	8	13	15	10
	3,66	Average of section					



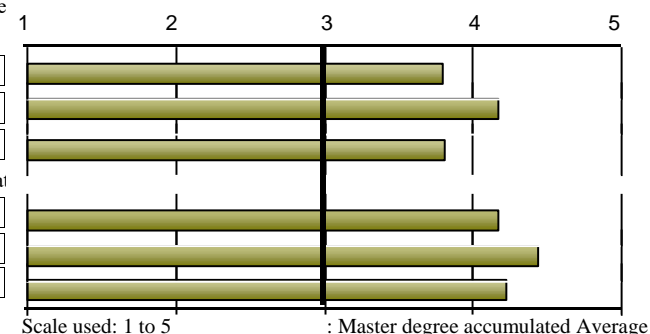
Scale used: 1 to 5 : Master degree accumulated Average

EXTERNAL INTERNSHIPS

17. Did you carry out external internships during your master's degree studies?	Yes	48	94,12%
	No	3	5,88%



		Frequency Response							
		Strongly disagree...Strongly agree							
		AVERAGE	N/C	1	2	3	4	5	
<i>Only those who have answered "</i>									
18. Internships were consistent with the professional profiles of my qualification		3,79	0	3	5	12	7	21	
19. I believe that the internships helped me improve my training		4,17	0	4	1	6	9	28	
20. The organisation and management of the internships was adequate		3,81	0	2	7	9	10	20	
Indicates your level of satisfaction with:									
21. My academic tutor		4,17	1	1	2	11	7	26	
22. My tutor at the host company or institution		4,44	0	3	1	2	8	34	
23. My internships		4,23	0	2	4	3	11	28	
		4,10	Average of section						



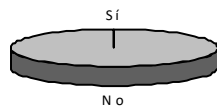
AGGREGATE since: 2015




2109 - MÁSTER UNIVERSITARIO EN TÉCNICAS EXPERIMENTALES EN QUÍMICA

MOBILITY PROGRAMMES: ERASMUS, SICUE/SENECA, INTERNATIONAL PROGRAMME OR OTHE

24. Did you participate in any mobility  
programme during your master's degree?

Yes	0	0,00%
No	51	100,00%



				Frequency Response											
				Strongly disagree...Strongly agree											
				AVERAGE	N/C	1	2	3	4	5	1	2	3	4	5
TFM															
34. The objectives of the master's degree final project were made clear from the beginning				3,65	2	6	5	7	13	18					
35. Requirements and assessment criteria for the master's degree final project were suitable and published in advance				4,33	2	1	1	5	16	26					
36. The mark assigned to my master's degree final project was suited to the requirements				4,24	2	2	2	5	13	27					
Indicates your level of satisfaction with:															
37. My tutor for the master's degree final project				4,41	2	1	3	4	8	33					
38. The master's degree final project that I carried out				4,45	2	0	2	3	15	29					
				4,22	Average of section										
39. Do you have a job?															
Yes				24	48,98%										
No				25	51,02%										



## EXPECTATIONS AND OCCUPATION

Considered that in the situation of the labor market, the qualification studied at the UV will or will not permit:

40. (If Yes) To find a better job than the one that I have now		3,87	1	1	0	9	4	9
41. (If Not) To find the type of job for which I have prepared		3,20	5	1	5	5	7	2
Indicate to what extent the answer that you gave to the previous question is due to the following factors:			None..... Completely					
			N/C	1	2	3	4	5
42. The training received during the qualification studied at the UV		3,47	4	3	6	13	16	9
43. Current conditions of the labour market		3,47	4	2	10	12	10	13

Indicate to what extent the answer that you gave to the previous question is due to the following factors:

## OVERALL

Quality of lecturers	3,98	2	0	1	9	29	10
Facilities and infrastructure	4,06	2	0	4	9	16	20
Satisfaction with my personal experience, both academic and extracurricular, at the University of Valencia	4,41	2	0	2	2	19	26
Would you recommend this qualification?	4,20	2	2	1	4	20	22
The gender perspective has been present in a transversal way in this degree: use of egalitarian and inclusive language, promotion of the participation of women in the classroom and references of women authors in the bibliography.	*	51					
	4,16	Average of section					

Scale used: 1 to 5

: Master degree accumulated Average

(Graduate survey)

AGGREGATE since: 2015

2109 - MÁSTER UNIVERSITARIO EN TÉCNICAS EXPERIMENTALES EN QUÍMICA

BREAKDOWN		TRAINING PROCESS / CURRICULUM							
		Only courses is over 2 surveys collected	1.The curriculum has a coherent structure and a good timing		2.The curriculum combines theoretical and practical		3.the competences developed ... adequately qualify me		Average of section
			Completion courses	Collected	no. resp.	average	no. resp.	average	
Aggregate		51	51	3,67	51	4,04	51	4,12	3,94
	2014-2015	6	6	3,83	6	4,5	6	4	4,11
	2015-2016	5	5	3,4	5	3,8	5	4	3,73
	2016-2017	6	6	3,5	6	3,83	6	4,5	3,94
	2017-2018	9	9	4,22	9	4,11	9	4,56	4,30
	2019-2020	6	6	2,67	6	3,33	6	3,33	3,11
	2021-2022	10	10	4,4	10	4,2	10	4,2	4,27

		DEVELOPMENT OF COMPETENCES DURING MASTER'S DEGREE STUDIES														
		4.I have gained and applied advanced theoretical and		5.I am able to solve problems in new environments and multidisciplinary		6.I feel able to evaluate and select the most appropriate		7.In particular cases, I can reflect on ethics and social responsibility		8.As for the development of new and innovative working methods in		9.I am able to communicate scientific and technological		10.I have developed sufficient autonomy to participate in		Average of section
		Completion courses	no. resp.	average	no. resp.	average	no. resp.	average	no. resp.	average	no. resp.	average	no. resp.	average	no. resp.	
Aggregate		51	4,16	51	3,9	51	3,88	50	3,84	51	3,65	51	4,22	51	4,06	3,96
	2014-2015	6	4,17	6	4,17	6	4,17	6	4	6	3,67	6	4,17	6	3,83	4,02
	2015-2016	5	4,4	5	3,8	5	4	5	3,6	5	3,4	5	4,4	5	4,2	3,97
	2016-2017	6	4,17	6	3,83	6	3,83	6	3	6	3,5	6	4,17	6	4	3,79
	2017-2018	9	4,44	9	4,33	9	4	9	4,22	9	3,89	9	4,11	9	4	4,14
	2019-2020	6	3,5	6	3,17	6	3,17	6	3,33	6	3,17	6	4	6	3,67	3,43
	2021-2022	10	4,4	10	4,1	10	4,4	9	4,22	10	4,1	10	4,3	10	4,3	4,26

		DEVELOPMENT OF TEACHING												Average of section
		11.The content included in the course guides was covered as planned		12.The methodologies used were suited to the competences		13.Overall, I think that the assessment process was suited		14.I received enough information about career opportunities		15.I felt guided and well advised throughout the development of my		16.The information published on the website was helpful		
Completion course		no. resp.	average	no. resp.	average	no. resp.	average	no. resp.	average	no. resp.	average	no. resp.	average	
Aggregate		50	3,82	48	4	50	3,98	50	3,18	50	3,58	49	3,43	3,66
	2014-2015	6	4,5	6	4	6	4,17	6	3,67	6	4	6	4,33	4,11
	2015-2016	5	3,4	5	4,2	5	4,2	5	2,4	5	3,2	5	3,2	3,43
	2016-2017	5	3,6	6	4,17	6	3,67	6	2,33	6	3,17	6	3,17	3,34
	2017-2018	9	3,89	8	4,25	9	4,11	9	3,56	9	3,67	9	3,56	3,83
	2019-2020	6	3,5	6	3,5	6	3,5	6	2,67	6	3,17	6	2,5	3,14
	2021-2022	10	4,1	8	4,12	9	4,33	9	3,33	9	3,78	8	3,25	3,83

		EXTERNAL INTERNSHIPS												
		18.Internships were consistent with the professional profile of my		19.I believe that the internships helped me improve my training		20.The organisation and management of the internship was		Indicates your level of satisfaction with:						Average of section
								21.My academic tutor		22.My tutor at the host company or		23.My internships		
Completion course		no. resp.	average	no. resp.	average	no. resp.	average	no. resp.	average	no. resp.	average	no. resp.	average	
Aggregate		48	3,79	48	4,17	48	3,81	47	4,17	48	4,44	48	4,23	4,10
	2014-2015	6	3,67	6	4	6	4,33	5	3,8	6	3,83	6	4,33	4,00
	2015-2016	5	3,8	5	4,6	5	3,2	5	4,2	5	4,8	5	4	4,10
	2016-2017	5	3,8	5	4	5	4	5	4,2	5	4,4	5	3,8	4,03
	2017-2018	9	3,11	9	4,22	9	3,44	9	4	9	4,56	9	4,33	3,94
	2019-2020	4	4	4	4,25	4	3,5	4	4	4	4,5	4	4,5	4,13
	2021-2022	10	4	10	4,1	10	3,8	10	4,2	10	4,5	10	4,4	4,17

(Graduate survey)

AGGREGATE since: 2015

2109 - MÁSTER UNIVERSITARIO EN TÉCNICAS EXPERIMENTALES EN QUÍMICA

Completion course		MOBILITY PROGRAMMES: ERASMUS, SICUE/SENECA, INTERNATIONAL PROGRAMME OR OTHERS																
		26.I believe that the academic level at the host university was suitable		27.I think that the academic recognition of my study period in the		28.Attention and information received from the University of		29.This mobility period helped me improve my language skills		30.I believe that a mobility period is useful for the work/professional		Indicates your level of satisfaction with:						Average of section
		no. resp.	average	no. resp.	average	no. resp.	average	no. resp.	average	no. resp.	average	no. resp.	average	no. resp.	average	no. resp.	average	
Aggregate			*		*		*		*		*		*		*		*	*
2014-2015			*		*		*		*		*		*		*		*	*
2015-2016			*		*		*		*		*		*		*		*	*
2016-2017			*		*		*		*		*		*		*		*	*
2017-2018			*		*		*		*		*		*		*		*	*
2019-2020			*		*		*		*		*		*		*		*	*
2021-2022			*		*		*		*		*		*		*		*	*

Completion course	TFM											EXPECTATIONS AND OCCUPATION							
	34.The objectives of the master's degree final project were made clear		35.Requirements and assessment criteria for the master's degree		36.The mark assigned to my master's degree final project was		Indicates your level of satisfaction with:				Average of section	40.(Job) To find a better job than the one that I have now		41.(Not job) To find the type of job for which I have prepared		42.how much to: The training received during the qualification		43.how much to: Current conditions in the labor market	
	no. resp.	average	no. resp.	average	no. resp.	average	no. resp.	average	no. resp.	average		no. resp.	average	no. resp.	average	no. resp.	average	no. resp.	average
Aggregate	49	3,65	49	4,33	49	4,24	49	4,41	49	4,45	4,22	23	3,87	20	3,2	47	3,47	47	3,47
2014-2015	6	3,33	6	4,17	6	4	6	4	6	4,33	3,97	1	*	5	2,6	5	2,4	5	3,8
2015-2016	5	3,4	5	4,6	5	5	5	4,2	5	3,6	4,16	1	*	2	*	4	2,5	5	4,2
2016-2017	5	3,6	5	3,8	5	3,4	5	4,4	5	4,2	3,88	2	*	3	3	5	3	5	4
2017-2018	9	3,33	9	4,44	9	4,67	9	4,11	9	4,67	4,24	6	3,67	3	4	9	4,11	9	2,78
2019-2020	6	3,33	6	4	6	4,33	6	5	6	4,67	4,27	2	*	2	*	6	3,17	6	2,67
2021-2022	9	3,89	9	4,44	9	4,22	9	4,56	9	4,33	4,29	5	5	3	4	9	4,44	9	3,67

		OVERALL								Average of section
		Quality of lecturers		Facilities and infrastructure		Satisfaction with my personal experience at the UV		Would you recommend this qualification?		
Completion course		no. resp.	average	no. resp.	average	no. resp.	average	no. resp.	average	
Aggregate		49	3,98	49	4,06	49	4,41	49	4,2	4,16
	2014-2015	6	3,67	6	4	6	4,33	6	4	4,00
	2015-2016	5	4	5	4,4	5	4,6	5	4	4,25
	2016-2017	5	3,6	5	4,2	5	4,4	5	4	4,05
	2017-2018	9	4,44	9	4,89	9	4,67	9	4,78	4,69
	2019-2020	6	3,5	6	3,5	6	3,5	6	3,17	3,42
	2021-2022	9	4,33	9	3,89	9	4,78	9	4,67	4,42

\* Average of a section is calculated by weighting the number of responses for each item.