

Year of completion 2023-2024

2131 - MÁSTER UNIVERSITARIO EN BIOTECNOLOGÍA DE LA REPRODUCCIÓN HUMANA ASISTIDA

| | | | |
|---|-------------------|---|---------|
| Gender | Male | 2 | 33,33% |
| | Female | 4 | 66,67% |
| The qualification that I have completed was my first choice in my application to the University | Yes | 6 | 100,00% |
| | No | 0 | 0,00% |
| Usual status during studies | Full-time student | 6 | 100,00% |
| | Part-time student | 0 | 0,00% |

| | | | | | | | | |
|---|---|--------|-----------------------|---|--------|--------------------|---|--------|
| In the future, do you intend to pursue further studies? | | | What kind of studies? | | | Main reason | | |
| Yes | 3 | 50,00% | Degree | 0 | 0,00% | Specialisation | 1 | 33,33% |
| No | 3 | 50,00% | Master's degree | 2 | 66,67% | Employability | 1 | 33,33% |
| | | | Doctorate | 1 | 33,33% | Career development | 1 | 33,33% |
| | | | | | | Others | 0 | 0,00% |

TRAINING PROCESS / CURRICULUM

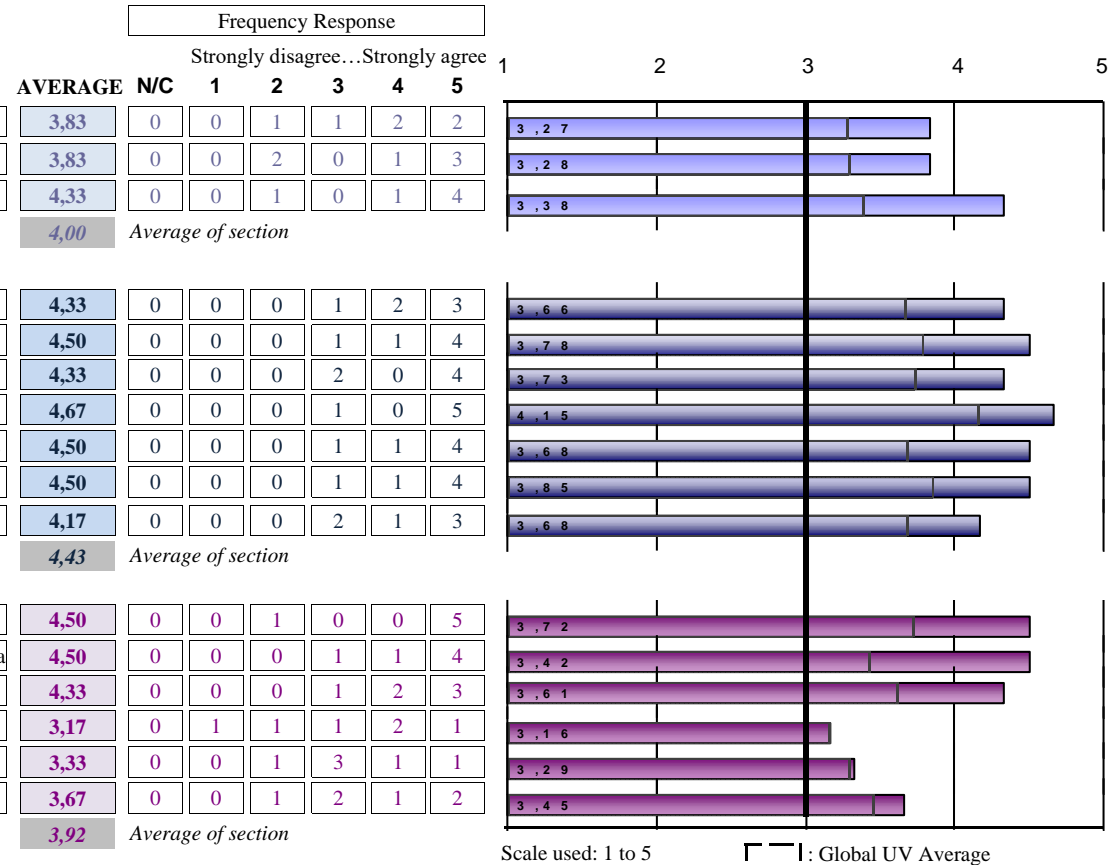
| | AVERAGE | N/C | 1 | 2 | 3 | 4 | 5 |
|---|-------------|-----|---|---|---|---|---|
| 1. I think that the curriculum has a coherent structure and a good timing | 3,83 | 0 | 0 | 1 | 1 | 2 | 2 |
| 2. I believe that the curriculum combines theoretical and practical knowledge adequately | 3,83 | 0 | 0 | 2 | 0 | 1 | 3 |
| 3. I think that the competences developed in my qualification adequately qualify me for professional practice | 4,33 | 0 | 0 | 1 | 0 | 1 | 4 |
| Average of section | 4,00 | | | | | | |

DEVELOPMENT OF COMPETENCES DURING MASTER'S DEGREE STUDIES

| | AVERAGE | N/C | 1 | 2 | 3 | 4 | 5 |
|---|-------------|-----|---|---|---|---|---|
| 4. I have gained and applied advanced theoretical and practical knowledge | 4,33 | 0 | 0 | 0 | 1 | 2 | 3 |
| 5. I am able to solve problems in new environments and multidisciplinary contexts | 4,50 | 0 | 0 | 0 | 1 | 1 | 4 |
| 6. I feel able to evaluate and select the most suitable scientific theory and methods in the field of study of the MD | 4,33 | 0 | 0 | 0 | 2 | 0 | 4 |
| 7. In particular cases, I can reflect on ethics and social responsibility | 4,67 | 0 | 0 | 0 | 1 | 0 | 5 |
| 8. As for the development of new working methods in the field of the MD, I am able to control complex situations | 4,50 | 0 | 0 | 0 | 1 | 1 | 4 |
| 9. I am able to communicate scientific and technological research results clearly | 4,50 | 0 | 0 | 0 | 1 | 1 | 4 |
| 10. I have developed sufficient autonomy to participate in research projects or scientific collaborations | 4,17 | 0 | 0 | 0 | 2 | 1 | 3 |
| Average of section | 4,43 | | | | | | |

DEVELOPMENT OF TEACHING

| | AVERAGE | N/C | 1 | 2 | 3 | 4 | 5 |
|--|-------------|-----|---|---|---|---|---|
| 11. The content included in the course guides was covered as planned | 4,50 | 0 | 0 | 1 | 0 | 0 | 5 |
| 12. The methodologies used in the different modules were suited to the competences required in the qualification | 4,50 | 0 | 0 | 0 | 1 | 1 | 4 |
| 13. Overall, I think that the assessment process was suited to the competences taught in the qualification | 4,33 | 0 | 0 | 0 | 1 | 2 | 3 |
| 14. I received enough information about career opportunities related to my qualification | 3,17 | 0 | 1 | 1 | 1 | 2 | 1 |
| 15. I felt guided and well advised throughout the development of my studies | 3,33 | 0 | 0 | 1 | 3 | 1 | 1 |
| 16. The information published on the website was helpful | 3,67 | 0 | 0 | 1 | 2 | 1 | 2 |
| Average of section | 3,92 | | | | | | |




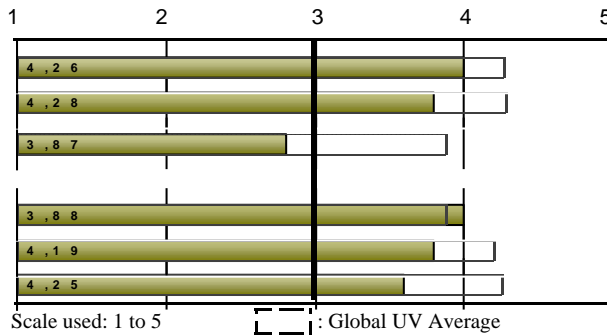
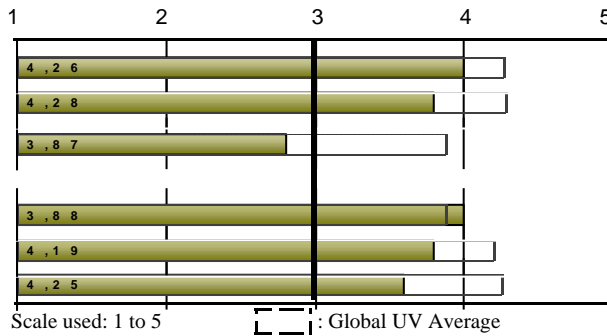
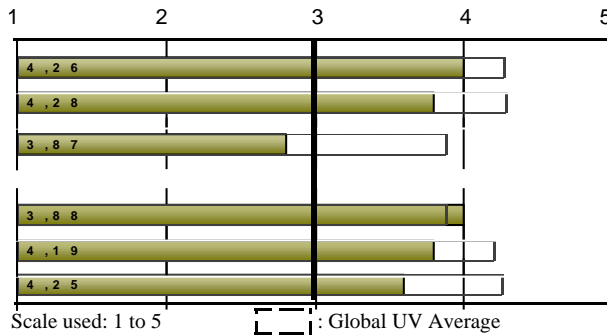
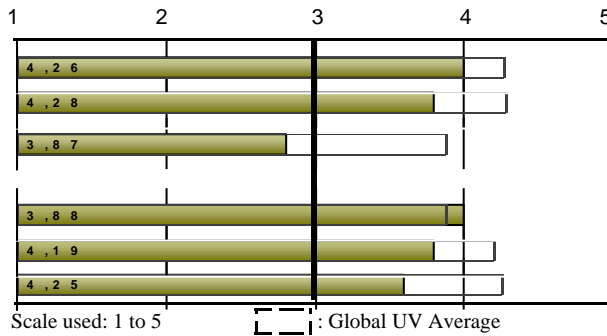
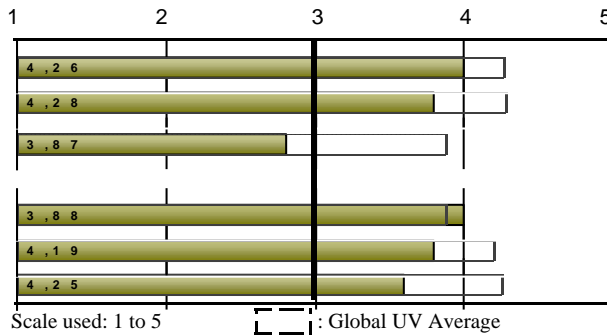
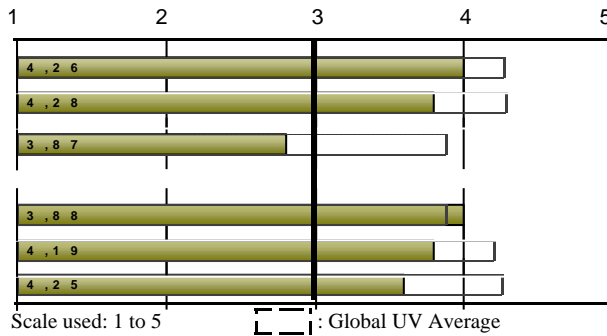
Year of completion 2023-2024

2131 - MÁSTER UNIVERSITARIO EN BIOTECNOLOGÍA DE LA REPRODUCCIÓN HUMANA ASISTIDA

EXTERNAL INTERNSHIPS

| | | | |
|---|-----|---|--------|
| 17. Did you carry out external internships during your master's degree studies? | Yes | 5 | 83,33% |
| | No | 1 | 16,67% |



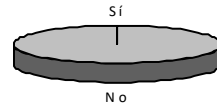
| Only those who have answered " | AVERAGE | N/C | Frequency Response | | | | | 1 | 2 | 3 | 4 | 5 |
|--|---------|-----|--------------------|---|---|---|---|---|---|---|---|---|
| | | | 1 | 2 | 3 | 4 | 5 | | | | | |
| 18. Internships were consistent with the professional profiles of my qualification | 4,00 | 0 | 0 | 1 | 0 | 2 | 2 |  | | | | |
| 19. I believe that the internships helped me improve my training | 3,80 | 0 | 0 | 2 | 0 | 0 | 3 |  | | | | |
| 20. The organisation and management of the internships was adequate | 2,80 | 0 | 1 | 1 | 2 | 0 | 1 |  | | | | |
| Indicates your level of satisfaction with: | | | | | | | | | | | | |
| 21. My academic tutor | 4,00 | 1 | 0 | 0 | 1 | 2 | 1 |  | | | | |
| 22. My tutor at the host company or institution | 3,80 | 0 | 0 | 1 | 0 | 3 | 1 |  | | | | |
| 23. My internships | 3,60 | 0 | 0 | 1 | 1 | 2 | 1 |  | | | | |
| 3,66 Average of section | | | | | | | | | | | | |

Year of completion 2023-2024

2131 - MÁSTER UNIVERSITARIO EN BIOTECNOLOGÍA DE LA REPRODUCCIÓN HUMANA ASISTIDA

MOBILITY PROGRAMMES: ERASMUS, SICUE/SENECA, INTERNATIONAL PROGRAMME OR OTHE

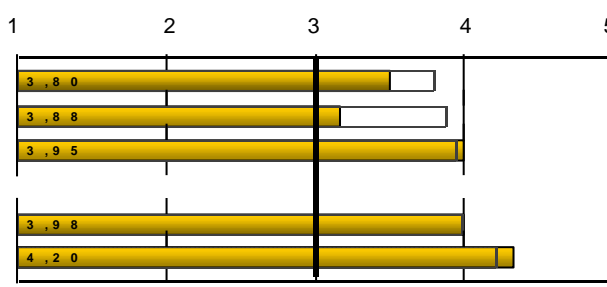
| | | | |
|--|-----|---|---------|
| 24. Did you participate in any mobility programme during your master's degree? | Yes | 0 | 0,00% |
| | No | 6 | 100,00% |



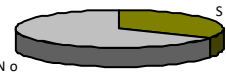
Year of completion 2023-2024

2131 - MÁSTER UNIVERSITARIO EN BIOTECNOLOGÍA DE LA REPRODUCCIÓN HUMANA ASISTIDA

| TFM | Frequency Response | | | | | | | AVERAGE | N/C |
|---|--------------------|---|---|---|---|----------------|------|--------------------|-----|
| | Strongly disagree | 1 | 2 | 3 | 4 | Strongly agree | | | |
| 34. The objectives of the master's degree final project were made clear from the beginning | 0 | 0 | 1 | 2 | 2 | 1 | 3,50 | 0 | |
| 35. Requirements and assessment criteria for the master's degree final project were suitable and published in advance | 0 | 0 | 2 | 2 | 1 | 1 | 3,17 | 0 | |
| 36. The mark assigned to my master's degree final project was suited to the requirements | 1 | 0 | 1 | 1 | 0 | 3 | 4,00 | 0 | |
| Indicates your level of satisfaction with: | | | | | | | | | |
| 37. My tutor for the master's degree final project | 0 | 0 | 1 | 1 | 1 | 3 | 4,00 | 0 | |
| 38. The master's degree final project that I carried out | 0 | 0 | 0 | 0 | 4 | 2 | 4,33 | 0 | |
| | | | | | | | 3,79 | Average of section | |

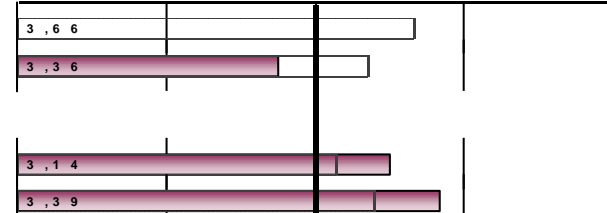


| | | | |
|------------------------|-----|---|--------|
| 39. Do you have a job? | Yes | 2 | 33,33% |
| | No | 4 | 66,67% |

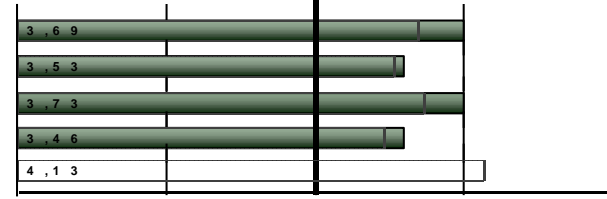

EXPECTATIONS AND OCCUPATION

Considere que en la situació del mercat laboral, la titulació cursada en la UV em va permetre o em permetrà:

| | Frequency Response | | | | | | | AVERAGE | N/C | |
|--|--------------------|---|---|---|---|----------------|------|---------|-----|--|
| | Strongly disagree | 1 | 2 | 3 | 4 | Strongly agree | | | | |
| 40. (If Yes) To find a better job than the one that I have now | 0 | 0 | 0 | 1 | 1 | 0 | * | 0 | | |
| 41. (If Not) To find the type of job for which I have prepared | 0 | 1 | 1 | 1 | 0 | 1 | 2,75 | 0 | | |
| Indicate to what extent the answer that you gave to the previous question is due to the following factors: | | | | | | | | | | |
| | N/C | 1 | 2 | 3 | 4 | 5 | | | | |
| 42. The training received during the qualification studied at the UV | 3,50 | 0 | 1 | 0 | 2 | 1 | 2 | | | |
| 43. Current conditions of the labour market | 3,83 | 0 | 0 | 1 | 1 | 2 | 2 | | | |


OVERALL

| | Frequency Response | | | | | | | AVERAGE | N/C |
|--|--------------------|---|---|---|---|----------------|------|--------------------|-----|
| | Strongly disagree | 1 | 2 | 3 | 4 | Strongly agree | | | |
| Quality of lecturers | 1 | 0 | 0 | 1 | 3 | 1 | 4,00 | 1 | |
| Facilities and infrastructure | 1 | 0 | 1 | 0 | 4 | 0 | 3,60 | 1 | |
| Satisfaction with my personal experience, both academic and extracurricular, at the University of Valencia | 2 | 0 | 0 | 2 | 0 | 2 | 4,00 | 2 | |
| Would you recommend this qualification? | 1 | 1 | 0 | 0 | 3 | 1 | 3,60 | 1 | |
| La perspectiva de gènere ha estat present de manera transversal en la titulació: utilització d'un llenguatge igualitari i inclusiu, foment de la participació de les dones a l'aula i referències d'autores a la bibliografia. | 6 | | | | | | * | 6 | |
| | | | | | | | 3,79 | Average of section | |



Scale used: 1 to 5

 : Global UV Average

Year of completion 2023-2024

2131 - MÁSTER UNIVERSITARIO EN BIOTECNOLOGÍA DE LA REPRODUCCIÓN HUMANA ASISTIDA
AGGREGATE since: 2014

| BREAKDOWN | TRAINING PROCESS / CURRICULUM | | | | | | | | | | | | | |
|-----------|--|-----------|---|---------|---|---------|---|---------|--------------------|--|------|--|--|--|
| | Only courses is over 2 surveys collected | | 1.The curriculum has a coherent structure and a good timing | | 2.The curriculum combines theoretical and practical | | 3.the competences developed ... adequately qualify me | | Average of section | | | | | |
| | completion course | Collected | no. resp. | average | no. resp. | average | no. resp. | average | | | | | | |
| Aggregate | | 99 | 99 | 2,99 | 99 | 3,38 | 99 | 3,43 | | | 3,27 | | | |
| 2013-2014 | | 5 | 5 | 2,8 | 5 | 4,2 | 5 | 3,8 | | | 3,60 | | | |
| 2014-2015 | | 5 | 5 | 3,8 | 5 | 4 | 5 | 3,8 | | | 3,87 | | | |
| 2015-2016 | | 10 | 10 | 2,7 | 10 | 2,5 | 10 | 2,5 | | | 2,57 | | | |
| 2016-2017 | | 10 | 10 | 2,5 | 10 | 3,6 | 10 | 2,9 | | | 3,00 | | | |
| 2017-2018 | | 11 | 11 | 2,55 | 11 | 3,27 | 11 | 3,27 | | | 3,03 | | | |
| 2018-2019 | | 6 | 6 | 2,67 | 6 | 3,17 | 6 | 3,67 | | | 3,17 | | | |

| BREAKDOWN | DEVELOPMENT OF COMPETENCES DURING MASTER'S DEGREE STUDIES | | | | | | | | | | | | | | | |
|-----------|---|-----------|---|-----------|---|-----------|--|-----------|---|-----------|---|-----------|---|-----------|--------------------|------|
| | 4.I have gained and applied advanced theoretical and | | 5.I am able to solve problems in new environments and multidisciplinary | | 6.I feel able to evaluate and select the most appropriate | | 7.In particular cases, I can reflect on ethics and social responsibility | | 8.As for the development of new and innovative working methods in | | 9.I am able to communicate scientific and technological | | 10.I have developed sufficient autonomy to participate in | | Average of section | |
| | completion course | no. resp. | average | no. resp. | average | no. resp. | average | no. resp. | average | no. resp. | average | no. resp. | average | no. resp. | average | |
| Aggregate | | 98 | 3,92 | 97 | 3,91 | 97 | 4,08 | 95 | 4,48 | 95 | 3,98 | 97 | 4,25 | 97 | 3,88 | 4,07 |
| 2013-2014 | | 5 | 4,4 | 5 | 4 | 5 | 4,4 | 5 | 4,4 | 5 | 4,2 | 5 | 4,2 | 5 | 4,4 | 4,29 |
| 2014-2015 | | 5 | 4 | 5 | 4,2 | 5 | 4,4 | 5 | 4,6 | 5 | 4,2 | 5 | 4,4 | 5 | 4 | 4,26 |
| 2015-2016 | | 9 | 3,44 | 9 | 3,67 | 9 | 3,78 | 9 | 4,22 | 9 | 4 | 9 | 3,89 | 9 | 3,56 | 3,79 |
| 2016-2017 | | 10 | 3,6 | 10 | 3,7 | 10 | 4 | 10 | 4,3 | 10 | 3,6 | 10 | 4,2 | 10 | 3,8 | 3,89 |
| 2017-2018 | | 11 | 3,73 | 11 | 4,36 | 11 | 4,18 | 10 | 4,8 | 10 | 3,9 | 11 | 4,73 | 11 | 4,09 | 4,25 |
| 2018-2019 | | 6 | 4,33 | 6 | 3,67 | 6 | 4,5 | 6 | 4,67 | 6 | 4,5 | 6 | 4,17 | 6 | 4,33 | 4,31 |

Year of completion **2023-2024**
2131 - MÁSTER UNIVERSITARIO EN BIOTECNOLOGÍA DE LA REPRODUCCIÓN HUMANA ASISTIDA

| | | DEVELOPMENT OF TEACHING | | | | | | | | | | | | |
|-----------------|-----------|---|---------|--|---------|--|---------|---|---------|--|---------|---|---------|--------------------|
| | | 11.The content included in the course guides was covered as planned | | 12.The methodologies used were suited to the competences | | 13.Overall, I think that the assessment process was suited | | 14.I received enough information about career opportunities | | 15.I felt guided and well advised throughout the development of my | | 16.The information published on the website was helpful | | Average of section |
| ompletion cours | | no. resp. | average | no. resp. | average | no. resp. | average | no. resp. | average | no. resp. | average | no. resp. | average | |
| Aggregate | | 96 | 3,64 | 98 | 3,71 | 98 | 3,65 | 99 | 3,09 | 98 | 3 | 92 | 3,33 | 3,40 |
| | 2013-2014 | 5 | 4,4 | 5 | 4,6 | 5 | 4,2 | 5 | 3,8 | 5 | 3,8 | 5 | 4 | 4,13 |
| | 2014-2015 | 5 | 4 | 5 | 4,4 | 5 | 4,2 | 5 | 4,2 | 5 | 3,8 | 4 | 4 | 4,10 |
| | 2015-2016 | 10 | 3,4 | 9 | 3,33 | 10 | 3,4 | 10 | 2,9 | 10 | 2,9 | 10 | 3,2 | 3,19 |
| | 2016-2017 | 10 | 3,9 | 10 | 3,5 | 10 | 3,4 | 10 | 3,2 | 10 | 3 | 9 | 3,56 | 3,42 |
| | 2017-2018 | 11 | 2,73 | 11 | 3,36 | 11 | 3,45 | 11 | 3,27 | 11 | 2,18 | 11 | 2,45 | 2,91 |
| | 2018-2019 | 5 | 3,2 | 6 | 3,5 | 6 | 2,83 | 6 | 2,67 | 6 | 2,5 | 5 | 2,8 | 2,91 |

| | | EXTERNAL INTERNSHIPS | | | | | | | | | | | | |
|-----------------|-----------|---|---------|---|---------|---|---------|--|---------|------------------------------------|---------|-------------------|---------|--------------------|
| | | 18.Internships were consistent with the professional profiles of my | | 19.I believe that the internships helped me improve my training | | 20.The organisation and management of the internships was | | Indicates your level of satisfaction with: | | | | | | Average of section |
| ompletion cours | | no. resp. | average | no. resp. | average | no. resp. | average | 21.My academic tutor | | 22.My tutor at the host company or | | 23.My internships | | |
| | | | | | | | | no. resp. | average | no. resp. | average | no. resp. | average | |
| Aggregate | | 76 | 4,26 | 76 | 4,3 | 76 | 3,64 | 72 | 3,72 | 74 | 4,08 | 75 | 4,08 | 4,02 |
| | 2013-2014 | 4 | 4,5 | 4 | 4,5 | 4 | 4 | 4 | 4,25 | 4 | 4,5 | 4 | 3,75 | 4,25 |
| | 2014-2015 | 4 | 3 | 4 | 3,25 | 4 | 3,25 | 4 | 3,25 | 4 | 3,25 | 4 | 3 | 3,17 |
| | 2015-2016 | 6 | 3,5 | 6 | 3,67 | 6 | 3,33 | 6 | 3,67 | 6 | 3,67 | 6 | 3,33 | 3,53 |
| | 2016-2017 | 5 | 4,4 | 5 | 4,8 | 5 | 4,6 | 4 | 4 | 5 | 5 | 5 | 5 | 4,66 |
| | 2017-2018 | 11 | 4,55 | 11 | 4,55 | 11 | 3,82 | 10 | 3,3 | 10 | 3,6 | 11 | 4,45 | 4,06 |
| | 2018-2019 | 6 | 4,17 | 6 | 4,33 | 6 | 3,83 | 5 | 2,6 | 6 | 4,83 | 6 | 4,5 | 4,09 |

(Graduate survey)

 Year of completion **2023-2024**
2131 - MÁSTER UNIVERSITARIO EN BIOTECNOLOGÍA DE LA REPRODUCCIÓN HUMANA ASISTIDA

| | | MOBILITY PROGRAMMES: ERASMUS, SICUE/SENECA, INTERNATIONAL PROGRAMME OR OTHERS | | | | | | | | | | | | | | | | | | |
|-----------------|--|---|---------|--|---------|--|---------|--|---------|---|---------|--|--|-----------------------------------|--|-------------------------------------|--|---------|--|---------|
| | | 26.I believe that the academic level at the host university was suitable | | 27.I think that the academic recognition of my study period in the | | 28.Attention and information received from the University of | | 29.This mobility period helped me improve my language skills | | 30.I believe that a mobility period is useful for the work/professional | | Indicates your level of satisfaction with: | | | | Average of section | | | | |
| | | | | | | | | | | | | 31.The financial aid received | | 32.The teaching staff at the host | | 33.The mobility period that I spent | | | | |
| ompletion cours | | no. resp. | average | no. resp. | average | no. resp. | average | no. resp. | average | no. resp. | average | no. resp. | average | no. resp. | average | no. resp. | average | | | |
| Aggregate | | 2 | * | 2 | * | 2 | * | 2 | * | 2 | * | 2 | * | 2 | * | 2 | * | * | | |
| 2013-2014 | | | * | | * | | * | | * | | * | | * | | * | | * | * | | |
| 2014-2015 | | | * | | * | | * | | * | | * | | * | | * | | * | * | | |
| 2015-2016 | | | * | | * | | * | | * | | * | | * | | * | | * | * | | |
| 2016-2017 | | | * | | * | | * | | * | | * | | * | | * | | * | * | | |
| 2017-2018 | | 1 | * | 1 | * | 1 | * | 1 | * | 1 | * | 1 | * | 1 | * | 1 | * | * | | |
| 2018-2019 | | 1 | * | 1 | * | 1 | * | 1 | * | 1 | * | 1 | * | 1 | * | 1 | * | * | | |
| | | TFM | | | | | | | | | | EXPECTATIONS AND OCCUPATION | | | | | | | | |
| | | 34.The objectives of the master's degree final project were made clear | | 35.Requirements and assessment criteria for the master's degree | | 36.The mark assigned to my master's degree final project was | | Indicates your level of satisfaction with: | | | | Average of section | 40.(Job) To find a better job than the one that I have now | | 41.(Not job) To find the type of job for which I have prepared | | 42.how much to: The training received during the qualification | | 43.how much to: Current conditions in the labor market | |
| ompletion cours | | no. resp. | average | no. resp. | average | no. resp. | average | no. resp. | average | no. resp. | average | | no. resp. | average | no. resp. | average | no. resp. | average | no. resp. | average |
| Aggregate | | 97 | 3,51 | 96 | 3,47 | 94 | 4,06 | 97 | 4,08 | 97 | 4,13 | 3,85 | 31 | 3,58 | 53 | 2,85 | 91 | 3,29 | 93 | 3,51 |
| 2013-2014 | | 5 | 4,2 | 5 | 4,2 | 5 | 4,4 | 5 | 3,8 | 5 | 4,2 | 4,16 | 1 | * | 4 | 2,75 | 4 | 2,25 | 5 | 4,6 |
| 2014-2015 | | 4 | 4,5 | 4 | 3,5 | 2 | * | 4 | 4 | 4 | 4 | 4,00 | 2 | * | 2 | * | 5 | 3,4 | 5 | 3,6 |
| 2015-2016 | | 10 | 3,4 | 10 | 3,4 | 10 | 4 | 10 | 3,6 | 10 | 3,7 | 3,62 | 3 | 3,67 | 7 | 2,43 | 9 | 3,33 | 10 | 3,3 |
| 2016-2017 | | 10 | 3,5 | 10 | 3,5 | 10 | 4,3 | 10 | 4,2 | 10 | 4,6 | 4,02 | 3 | 3,67 | 6 | 3,33 | 10 | 3,4 | 10 | 3,1 |
| 2017-2018 | | 11 | 3,55 | 10 | 3 | 11 | 4,45 | 11 | 4,09 | 11 | 4,55 | 3,94 | 1 | * | 7 | 3,29 | 9 | 3,44 | 9 | 4,11 |
| 2018-2019 | | 6 | 4 | 6 | 3,5 | 6 | 4,5 | 6 | 4,67 | 6 | 4,83 | 4,30 | 2 | * | 3 | 2 | 6 | 3,5 | 5 | 3,8 |

Year of completion 2023-2024

2131 - MÁSTER UNIVERSITARIO EN BIOTECNOLOGÍA DE LA REPRODUCCIÓN HUMANA ASISTIDA

| Year of completion | OVERALL | | | | | | | | | |
|--------------------|----------------------|---------|-------------------------------|---------|--|---------|---|---------|--------------------|------|
| | Quality of lecturers | | Facilities and infrastructure | | Satisfaction with my personal experience at the UV | | Would you recommend this qualification? | | Average of section | |
| | no. resp. | average | no. resp. | average | no. resp. | average | no. resp. | average | | |
| Aggregate | 94 | 4,03 | 95 | 3,65 | 93 | 3,76 | 92 | 3,21 | | 3,67 |
| 2013-2014 | 5 | 4,4 | 5 | 4,4 | 5 | 4,6 | 5 | 4 | | 4,35 |
| 2014-2015 | 5 | 4,4 | 5 | 4,8 | 5 | 4,2 | 5 | 4 | | 4,35 |
| 2015-2016 | 10 | 4,2 | 10 | 4 | 10 | 3,8 | 9 | 3,11 | | 3,79 |
| 2016-2017 | 10 | 3,7 | 10 | 4,1 | 10 | 3,5 | 10 | 3,1 | | 3,60 |
| 2017-2018 | 8 | 4,25 | 9 | 3,67 | 9 | 3,56 | 9 | 2,78 | | 3,54 |
| 2018-2019 | 6 | 3,67 | 6 | 2,83 | 6 | 4 | 6 | 3 | | 3,38 |

* Average of a section is calculated by weighting the number of responses for each item.