

# EVALUATION OF OFFICIAL MASTERS COURSES.

## (Graduate student survey)

Year of completion **2021-2022**

ESTUDY: **2149**

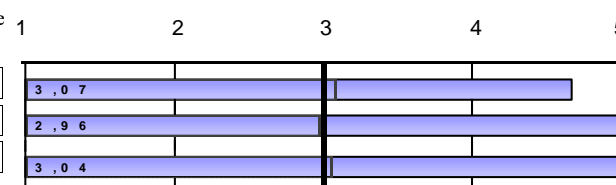
Name of the Masters course: **Màster Universitari en Continguts i Formats Audiovisuals**

|  |                   |   |         |
|--|-------------------|---|---------|
| Gender   | Male              | 3 | 100,00% |
|  | Female            | 0 | 0,00%   |
| The qualification that I have completed was my first choice in my application to the University? | Yes               | 3 | 100,00% |
|  | No                | 0 | 0,00%   |
| Usual status during studies  | Full-time student | 3 | 100,00% |
|  | Part-time student | 0 | 0,00%   |

| In the future, do you intend to pursue further studies? |   |         | What kind of studies? |   |         | Main reason        |   |        |
|---|---|---------|-----------------------|---|---------|--------------------|---|--------|
| Yes   | 3 | 100,00% | Degree                | 0 | 0,00%   | Specialisation     | 1 | 33,33% |
|   |   |         | Master's degree       | 0 | 0,00%   | Employability      | 1 | 33,33% |
|   |   |         | Doctorate             | 3 | 100,00% | Career development | 1 | 33,33% |
| No  | 0 | 0,00%   |                       |   |         | Others             | 0 | 0,00%  |

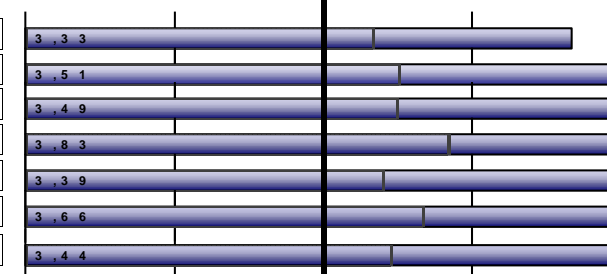
### TRAINING PROCESS / CURRICULUM

|   | AVERAGE | N/C                | 1 | 2 | 3 | 4 | 5 |
|---|---------|--------------------|---|---|---|---|---|
| 1. I think that the curriculum has a coherent structure and a good timing                                     | 4,67    | 0                  | 0 | 0 | 0 | 1 | 2 |
| 2. I believe that the curriculum combines theoretical and practical knowledge adequately                      | 5,00    | 0                  | 0 | 0 | 0 | 0 | 3 |
| 3. I think that the competences developed in my qualification adequately qualify me for professional practice | 5,00    | 0                  | 0 | 0 | 0 | 0 | 3 |
|   | 4,89    | Average of section |   |   |   |   |   |




### DEVELOPMENT OF COMPETENCES DURING MASTER'S DEGREE STUDIES

|   |      |                    |   |   |   |   |   |
|---|------|--------------------|---|---|---|---|---|
| 4. I have gained and applied advanced theoretical and practical knowledge   | 4,67 | 0                  | 0 | 0 | 0 | 1 | 2 |
| 5. I am able to solve problems in new environments and multidisciplinary contexts                                     | 5,00 | 0                  | 0 | 0 | 0 | 0 | 3 |
| 6. I feel able to evaluate and select the most suitable scientific theory and methods in the field of study of the MD | 5,00 | 0                  | 0 | 0 | 0 | 0 | 3 |
| 7. In particular cases, I can reflect on ethics and social responsibility   | 5,00 | 0                  | 0 | 0 | 0 | 0 | 3 |
| 8. As for the development of new working methods in the field of the MD, I am able to control complex situations      | 5,00 | 0                  | 0 | 0 | 0 | 0 | 3 |
| 9. I am able to communicate scientific and technological research results clearly                                     | 5,00 | 0                  | 0 | 0 | 0 | 0 | 3 |
| 10. I have developed sufficient autonomy to participate in research projects or scientific collaborations             | 5,00 | 0                  | 0 | 0 | 0 | 0 | 3 |
|   | 4,95 | Average of section |   |   |   |   |   |



### DEVELOPMENT OF TEACHING

|  |      |                    |   |   |   |   |   |
|--|------|--------------------|---|---|---|---|---|
| 11. The content included in the course guides was covered as planned   | 5,00 | 0                  | 0 | 0 | 0 | 0 | 3 |
| 12. The methodologies used in the different modules were suited to the competences required in the qualification | 5,00 | 0                  | 0 | 0 | 0 | 0 | 3 |
| 13. Overall, I think that the assessment process was suited to the competences taught in the qualification       | 5,00 | 0                  | 0 | 0 | 0 | 0 | 3 |
| 14. I received enough information about career opportunities related to my qualification                         | 4,33 | 0                  | 0 | 0 | 1 | 0 | 2 |
| 15. I felt guided and well advised throughout the development of my studies                                      | 4,67 | 0                  | 0 | 0 | 0 | 1 | 2 |
| 16. The information published on the website was helpful   | 5,00 | 0                  | 0 | 0 | 0 | 0 | 3 |
|  | 4,83 | Average of section |   |   |   |   |   |

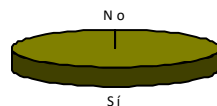


Scale used: 1 to 5

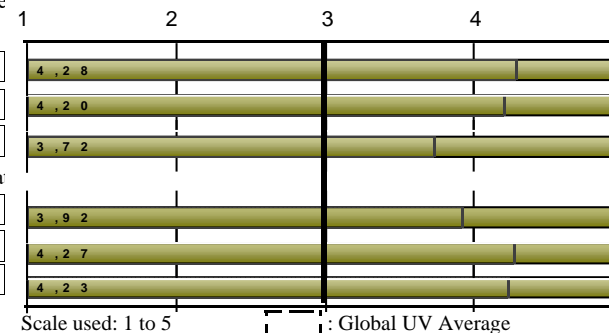
□ □ □: Global UV Average

### EXTERNAL INTERNSHIPS

|   |     |   |         |
|---|-----|---|---------|
| 17. Did you carry out external internships during your master's degree studies? | Yes | 3 | 100,00% |
|   | No  | 0 | 0,00%   |

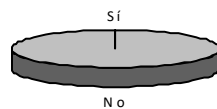


|  |  | Frequency Response                  |                    |   |   |   |   |   |         |
|--|--|-------------------------------------|--------------------|---|---|---|---|---|---------|
|  |  | Strongly disagree...Strongly agree  |                    |   |   |   |   |   |         |
|  |  | AVERAGE                             | N/C                | 1 | 2 | 3 | 4 | 5 |         |
| <i>Only those who have answered "</i>  |  |                                     |                    |   |   |   |   |   |         |
| 18. Internships were consistent with the professional profiles of my qualification |  | *                                   | 1                  | 0 | 0 | 0 | 0 | 2 | 4 , 2 8 |
| 19. I believe that the internships helped me improve my training                   |  | *                                   | 1                  | 0 | 0 | 0 | 0 | 2 | 4 , 2 0 |
| 20. The organisation and management of the internships was adequate                |  | 5,00                                | 0                  | 0 | 0 | 0 | 0 | 3 | 3 , 7 2 |
| Indicates your level of satisfaction with:   |  | Strongly dissatisfied...Strongly sa |                    |   |   |   |   |   |         |
| 21. My academic tutor  |  | *                                   | 1                  | 0 | 0 | 0 | 0 | 2 | 3 , 9 2 |
| 22. My tutor at the host company or institution                                    |  | *                                   | 1                  | 0 | 0 | 0 | 0 | 2 | 4 , 2 7 |
| 23. My internships   |  | 5,00                                | 0                  | 0 | 0 | 0 | 0 | 3 | 4 , 2 3 |
|  |  | *                                   | Average of section |   |   |   |   |   |         |



**MOBILITY PROGRAMMES: ERASMUS, SICUE/SENECA, INTERNATIONAL PROGRAMME OR OTHE**

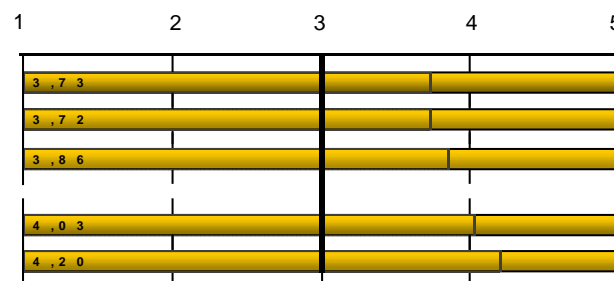
|  |     |   |         |
|--|-----|---|---------|
| 24. Did you participate in any mobility programme during your master's degree? | Yes | 0 | 0,00%   |
|  | No  | 3 | 100,00% |



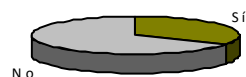
### TFM

|   |      |   |   |   |   |   |   |
|---|------|---|---|---|---|---|---|
| 34. The objectives of the master's degree final project were made clear from the beginning                            | 5,00 | 0 | 0 | 0 | 0 | 0 | 3 |
| 35. Requirements and assessment criteria for the master's degree final project were suitable and published in advance | 5,00 | 0 | 0 | 0 | 0 | 0 | 3 |
| 36. The mark assigned to my master's degree final project was suited to the requirements                              | 5,00 | 0 | 0 | 0 | 0 | 0 | 3 |
| Indicates your level of satisfaction with:  |      |   |   |   |   |   |   |
| 37. My tutor for the master's degree final project  | 5,00 | 0 | 0 | 0 | 0 | 0 | 3 |
| 38. The master's degree final project that I carried out  | 5,00 | 0 | 0 | 0 | 0 | 0 | 3 |

| Frequency Response                         |                    |   |   |   |   |   |  |
|--|--------------------|---|---|---|---|---|--|
| Strongly disagree...Strongly agree         |                    |   |   |   |   |   |  |
| AVERAGE                                    | N/C                | 1 | 2 | 3 | 4 | 5 |  |
| 5,00                                       | 0                  | 0 | 0 | 0 | 0 | 3 |  |
| 5,00                                       | 0                  | 0 | 0 | 0 | 0 | 3 |  |
| 5,00                                       | 0                  | 0 | 0 | 0 | 0 | 3 |  |
| Strongly dissatisfied...Strongly satisfied |                    |   |   |   |   |   |  |
| 5,00                                       | 0                  | 0 | 0 | 0 | 0 | 3 |  |
| 5,00                                       | 0                  | 0 | 0 | 0 | 0 | 3 |  |
| 5,00                                       | Average of section |   |   |   |   |   |  |



|                        |     |   |        |
|------------------------|-----|---|--------|
| 39. Do you have a job? | Yes | 1 | 33,33% |
|                        | No  | 2 | 66,67% |

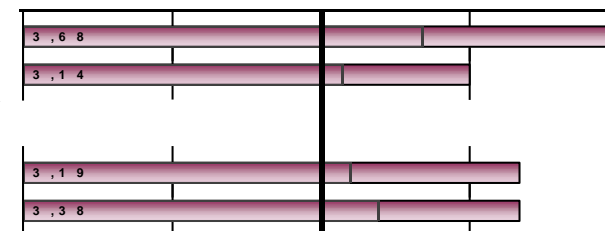


### EXPECTATIONS AND OCCUPATION

Considere que en la situació del mercat laboral, la titulació cursada en la UV em va permetre o em permetrà:

|  |   |   |   |   |   |   |   |
|--|---|---|---|---|---|---|---|
| 40. (If Yes) To find a better job than the one that I have now | * | 0 | 0 | 0 | 0 | 0 | 1 |
| 41. (If Not) To find the type of job for which I have prepared | * | 1 | 0 | 0 | 0 | 1 | 0 |

| Frequency Response                 |     |   |   |   |   |   |  |
|------------------------------------|-----|---|---|---|---|---|--|
| Strongly disagree...Strongly agree |     |   |   |   |   |   |  |
| AVERAGE                            | N/C | 1 | 2 | 3 | 4 | 5 |  |
| *                                  | 0   | 0 | 0 | 0 | 0 | 1 |  |
| *                                  | 1   | 0 | 0 | 0 | 1 | 0 |  |
| None..... Completely               |     |   |   |   |   |   |  |
| N/C                                | 1   | 2 | 3 | 4 | 5 |   |  |
| 4,33                               | 0   | 0 | 0 | 1 | 0 | 2 |  |
| 4,33                               | 0   | 0 | 0 | 1 | 0 | 2 |  |



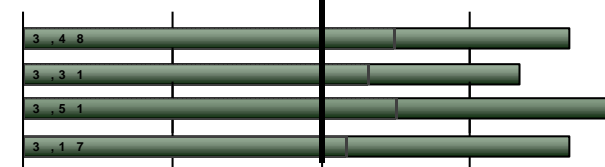
Indicate to what extent the answer that you gave to the previous question is due to the following factors:

|  |      |   |   |   |   |   |   |
|--|------|---|---|---|---|---|---|
| 42. The training received during the qualification studied at the UV | 4,33 | 0 | 0 | 0 | 1 | 0 | 2 |
| 43. Current conditions of the labour market                          | 4,33 | 0 | 0 | 0 | 1 | 0 | 2 |

### OVERALL

|  |      |   |   |   |   |   |   |
|--|------|---|---|---|---|---|---|
| Quality of lecturers   | 4,67 | 0 | 0 | 0 | 0 | 1 | 2 |
| Facilities and infrastructure  | 4,33 | 0 | 0 | 0 | 1 | 0 | 2 |
| Satisfaction with my personal experience, both academic and extracurricular, at the University of Valencia | 5,00 | 0 | 0 | 0 | 0 | 0 | 3 |
| Would you recommend this qualification?  | 4,67 | 0 | 0 | 0 | 0 | 1 | 2 |

| Frequency Response                 |                    |   |   |   |   |   |  |
|------------------------------------|--------------------|---|---|---|---|---|--|
| Strongly disagree...Strongly agree |                    |   |   |   |   |   |  |
| N/C                                | 1                  | 2 | 3 | 4 | 5 |   |  |
| 4,67                               | 0                  | 0 | 0 | 0 | 1 | 2 |  |
| 4,33                               | 0                  | 0 | 0 | 1 | 0 | 2 |  |
| 5,00                               | 0                  | 0 | 0 | 0 | 0 | 3 |  |
| 4,67                               | 0                  | 0 | 0 | 0 | 1 | 2 |  |
| 4,67                               | Average of section |   |   |   |   |   |  |



Scale used: 1 to 5

Global UV Average

**EVALUATION OF OFFICIAL MASTERS COURSES.**
**(Graduate student survey)**

 Year of completion **2021-2022**

 ESTUDY: **2149**

 Name of the Masters course: **Màster Universitari en Continguts i Formats Audiovisuals**
**AGGREGATE since: 2015**

| BREAKDOWN         | TRAINING PROCESS / CURRICULUM            |   |         |   |         |   |         |                    |
|-------------------|--|---|---------|---|---------|---|---------|--------------------|
|                   | Only courses is over 2 surveys collected | 1.The curriculum has a coherent structure and a good timing |         | 2.The curriculum combines theoretical and practical |         | 3.the competences developed ... adequately qualify me |         | Average of section |
|                   |  | no. resp.   | average | no. resp.   | average | no. resp.   | average |                    |
| Completion course | Collected                                |   |         |   |         |   |         |                    |
| Aggregate         | 47                                       | 47  | 3,34    | 47  | 3,32    | 47  | 3,4     | 3,35               |
| 2015-2016         | 5  | 5   | 3,4     | 5   | 3,2     | 5   | 3,2     | 3,27               |
| 2016-2017         | 5  | 5   | 4       | 5   | 3,6     | 5   | 4,2     | 3,93               |
| 2017-2018         | 15                                       | 15  | 3,47    | 15  | 3,13    | 15  | 3,07    | 3,22               |
| 2018-2019         | 6  | 6   | 3       | 6   | 3,67    | 6   | 3,33    | 3,33               |
| 2019-2020         | 7  | 7   | 3       | 7   | 2,57    | 7   | 3       | 2,86               |
| 2020-2021         | 3  | 3   | 2       | 3   | 3,33    | 3   | 3,33    | 2,89               |
| 2021-2022         | 3  | 3   | 4,67    | 3   | 5       | 3   | 5       | 4,89               |

|           |           | DEVELOPMENT OF COMPETENCES DURING MASTER'S DEGREE STUDIES |           |   |           |   |           |  |           |   |           |   |           |   |           |                    |
|-----------|-----------|---|-----------|---|-----------|---|-----------|--|-----------|---|-----------|---|-----------|---|-----------|--------------------|
|           |           | 4.I have gained and applied advanced theoretical and      |           | 5.I am able to solve problems in new environments and multidisciplinary |           | 6.I feel able to evaluate and select the most appropriate |           | 7.In particular cases, I can reflect on ethics and social responsibility |           | 8.As for the development of new and innovative working methods in |           | 9.I am able to communicate scientific and technological |           | 10.I have developed sufficient autonomy to participate in |           | Average of section |
|           |           | completion course   | no. resp. | average   | no. resp. | average   | no. resp. | average  | no. resp. | average   | no. resp. | average   | no. resp. | average   | no. resp. |                    |
| Aggregate |           | 46  | 3,63      | 46  | 3,72      | 45  | 3,69      | 42   | 4,17      | 42  | 3,81      | 42  | 4,05      | 40  | 3,85      | 3,84               |
|           | 2015-2016 | 5   | 3,4       | 5   | 3,8       | 5   | 3,8       | 5  | 4,4       | 5   | 4,2       | 5   | 4,6       | 5   | 4,4       | 4,09               |
|           | 2016-2017 | 5   | 4         | 5   | 3,6       | 5   | 3,8       | 4  | 4,25      | 5   | 3,8       | 5   | 4,2       | 5   | 4         | 3,94               |
|           | 2017-2018 | 14  | 3,71      | 14  | 3,86      | 14  | 3,93      | 14   | 4,21      | 14  | 3,93      | 14  | 3,93      | 13  | 3,85      | 3,92               |
|           | 2018-2019 | 6   | 3,33      | 6   | 3,33      | 6   | 2,83      | 5  | 3,6       | 4   | 3,25      | 4   | 3,5       | 4   | 2,75      | 3,23               |
|           | 2019-2020 | 7   | 3,14      | 7   | 3,14      | 7   | 3,14      | 6  | 3,83      | 6   | 3         | 6   | 3,83      | 5   | 3,4       | 3,34               |
|           | 2020-2021 | 3   | 3,67      | 3   | 3,67      | 2   | *         | 2  | *         | 2   | *         | 2   | *         | 2   | *         | 4,06               |
|           | 2021-2022 | 3   | 4,67      | 3   | 5         | 3   | 5         | 3  | 5         | 3   | 5         | 3   | 5         | 3   | 5         | 4,95               |

|                   |  | DEVELOPMENT OF TEACHING   |         |  |         |  |         |   |         |  |         |   |         |                    |
|-------------------|--|---|---------|--|---------|--|---------|---|---------|--|---------|---|---------|--------------------|
|                   |  | 11.The content included in the course guides was covered as planned |         | 12.The methodologies used were suited to the competences |         | 13.Overall, I think that the assessment process was suited |         | 14.I received enough information about career opportunities |         | 15.I felt guided and well advised throughout the development of my |         | 16.The information published on the website was helpful |         | Average of section |
|                   |  | no. resp.   | average | no. resp.  | average | no. resp.  | average | no. resp.   | average | no. resp.  | average | no. resp.   | average |                    |
| completion course |  | 43  | 3,84    | 46   | 3,5     | 46   | 3,67    | 46  | 3,17    | 46   | 3,46    | 44  | 3,27    | 3,48               |
| Aggregate         |  |   |         |  |         |  |         |   |         |  |         |   |         |                    |
| 2015-2016         |  | 5   | 3,4     | 5  | 3,8     | 5  | 3,4     | 5   | 3       | 5  | 3,6     | 5   | 3,2     | 3,40               |

## EVALUATION OF OFFICIAL MASTERS COURSES.

(Graduate student survey)

Year of completion **2021-2022**

ESTUDY: **2149**

Name of the Masters course: **Màster Universitari en Continguts i Formats Audiovisuals**

|  |           |    |      |    |      |    |      |    |      |    |      |    |      |      |
|--|-----------|----|------|----|------|----|------|----|------|----|------|----|------|------|
|  | 2016-2017 | 5  | 4,2  | 5  | 3,4  | 5  | 3,8  | 5  | 3,4  | 5  | 4    | 5  | 4,4  | 3,87 |
|  | 2017-2018 | 13 | 4,08 | 14 | 3,64 | 14 | 3,64 | 14 | 3,64 | 14 | 3,36 | 14 | 3,14 | 3,58 |
|  | 2018-2019 | 5  | 3,6  | 6  | 3    | 6  | 3,5  | 6  | 2,83 | 6  | 3,33 | 4  | 3,75 | 3,30 |
|  | 2019-2020 | 6  | 3,33 | 7  | 2,57 | 7  | 3,29 | 7  | 1,86 | 7  | 2,29 | 7  | 2,14 | 2,56 |
|  | 2020-2021 | 3  | 3,33 | 3  | 4    | 3  | 4    | 3  | 3    | 3  | 4,33 | 3  | 2,33 | 3,50 |
|  | 2021-2022 | 3  | 5    | 3  | 5    | 3  | 5    | 3  | 4,33 | 3  | 4,67 | 3  | 5    | 4,83 |

### EXTERNAL INTERNSHIPS

|                   |           | 18.Internships were consistent with the professional profiles of my |         | 19.I believe that the internships helped me improve my training |         | 20.The organisation and management of the internships was |         | Indicates your level of satisfaction with: |         |                                    |         |                   |         | Average of section |
|-------------------|-----------|---|---------|---|---------|---|---------|--|---------|------------------------------------|---------|-------------------|---------|--------------------|
|                   |           |   |         |   |         |   |         | 21.My academic tutor                       |         | 22.My tutor at the host company or |         | 23.My internships |         |                    |
| Completion course |           | no. resp.   | average | no. resp.   | average | no. resp.   | average | no. resp.                                  | average | no. resp.                          | average | no. resp.         | average |                    |
| Aggregate         |           | 33  | 3,91    | 33  | 3,79    | 34  | 3,41    | 33   | 3,94    | 33                                 | 3,97    | 34                | 3,91    | 3,82               |
|                   | 2015-2016 | 3   | 3,33    | 3   | 2,67    | 3   | 1,67    | 3  | 3       | 3                                  | 3       | 3                 | 3       | 2,78               |
|                   | 2016-2017 | 4   | 3,5     | 4   | 3,5     | 4   | 3,75    | 4  | 4,5     | 4                                  | 3,75    | 4                 | 3,5     | 3,75               |
|                   | 2017-2018 | 11  | 4,18    | 11  | 3,82    | 11  | 3,36    | 11   | 4,09    | 11                                 | 4,09    | 11                | 4       | 3,92               |
|                   | 2018-2019 | 4   | 3,5     | 4   | 3,25    | 4   | 3,25    | 4  | 3,5     | 4                                  | 3,5     | 4                 | 3       | 3,33               |
|                   | 2019-2020 | 4   | 4       | 4   | 4,75    | 4   | 3,5     | 4  | 4,25    | 4                                  | 4,75    | 4                 | 4,75    | 4,33               |
|                   | 2020-2021 | 3   | 4       | 3   | 3,67    | 3   | 3,33    | 3  | 3,33    | 3                                  | 3,33    | 3                 | 3,67    | 3,56               |
|                   | 2021-2022 | 2   | *       | 2   | *       | 3   | 5       | 2  | *       | 2                                  | *       | 3                 | 5       | *                  |

### MOBILITY PROGRAMMES: ERASMUS, SICUE/SENECA, INTERNATIONAL PROGRAMME OR OTHERS

|                   |           | 26.I believe that the academic level at the host university was suitable |         | 27.I think that the academic recognition of my study period in the |         | 28.Attention and information received from the University of |         | 29.This mobility period helped me improve my language skills |         | 30.I believe that a mobility period is useful for the work/professional |         | Indicates your level of satisfaction with: |   |                                   |   |                                     |   | Average of section |
|-------------------|-----------|--|---------|--|---------|--|---------|--|---------|---|---------|--|---|-----------------------------------|---|-------------------------------------|---|--------------------|
| Completion course |           | no. resp.  | average | no. resp.  | average | no. resp.  | average | no. resp.  | average | no. resp.   | average | 31.The financial aid received              |   | 32.The teaching staff at the host |   | 33.The mobility period that I spent |   |                    |
| Aggregate         |           |  | *       |  | *       |  | *       |  | *       |   | *       |  | * |                                   | * |                                     | * | *                  |
|                   | 2015-2016 |  | *       |  | *       |  | *       |  | *       |   | *       |  | * |                                   | * |                                     | * | *                  |
|                   | 2016-2017 |  | *       |  | *       |  | *       |  | *       |   | *       |  | * |                                   | * |                                     | * | *                  |
|                   | 2017-2018 |  | *       |  | *       |  | *       |  | *       |   | *       |  | * |                                   | * |                                     | * | *                  |
|                   | 2018-2019 |  | *       |  | *       |  | *       |  | *       |   | *       |  | * |                                   | * |                                     | * | *                  |
|                   | 2019-2020 |  | *       |  | *       |  | *       |  | *       |   | *       |  | * |                                   | * |                                     | * | *                  |
|                   | 2020-2021 |  | *       |  | *       |  | *       |  | *       |   | *       |  | * |                                   | * |                                     | * | *                  |
|                   | 2021-2022 |  | *       |  | *       |  | *       |  | *       |   | *       |  | * |                                   | * |                                     | * | *                  |

## EVALUATION OF OFFICIAL MASTERS COURSES.

(Graduate student survey)

Year of completion **2021-2022**

ESTUDY: **2149**

Name of the Masters course: **Màster Universitari en Continguts i Formats Audiovisuals**

| Completion course | TFM  |         |   |         |  |         |  |         |           |         |                    | EXPECTATIONS AND OCCUPATION                                |         |  |         |  |         |  |         |
|-------------------|--|---------|---|---------|--|---------|--|---------|-----------|---------|--------------------|--|---------|--|---------|--|---------|--|---------|
|                   | 34.The objectives of the master's degree final project were made clear |         | 35.Requirements and assessment criteria for the master's degree |         | 36.The mark assigned to my master's degree final project was |         | Indicates your level of satisfaction with: |         |           |         | Average of section | 40.(Job) To find a better job than the one that I have now |         | 41.(Not job) To find the type of job for which I have prepared |         | 42.how much to: The training received during the qualification |         | 43.how much to: Current conditions in the labor market |         |
|                   | no. resp.  | average | no. resp.   | average | no. resp.  | average | no. resp.                                  | average | no. resp. | average |                    | no. resp.  | average | no. resp.  | average | no. resp.  | average | no. resp.  | average |
| Aggregate         | 45   | 4,09    | 44  | 3,77    | 43   | 3,86    | 42   | 3,9     | 43        | 4,19    | 3,96               | 20   | 3,6     | 22   | 2,82    | 42   | 3,55    | 43   | 3,7     |
| 2015-2016         | 5  | 4       | 4   | 3,75    | 4  | 3,75    | 5  | 3,8     | 4         | 3,5     | 3,77               | 1  | *       | 3  | 2,67    | 5  | 3,8     | 5  | 3,8     |
| 2016-2017         | 5  | 4,4     | 5   | 4,4     | 5  | 4,4     | 4  | 5       | 5         | 4,6     | 4,54               | 1  | *       | 4  | 3       | 5  | 3,8     | 5  | 3,8     |
| 2017-2018         | 14   | 4       | 14  | 3,21    | 14   | 3,64    | 14   | 3,43    | 14        | 4,14    | 3,69               | 9  | 3,89    | 4  | 2,5     | 14   | 3,36    | 14   | 3,43    |
| 2018-2019         | 5  | 4,4     | 5   | 4,4     | 5  | 3,8     | 5  | 4,4     | 5         | 4,8     | 4,36               | 3  | 3,33    | 4  | 3       | 4  | 4       | 5  | 3,8     |
| 2019-2020         | 7  | 3,29    | 7   | 3,29    | 7  | 3,29    | 6  | 3       | 7         | 3,43    | 3,26               | 3  | 1,67    | 2  | *       | 5  | 3       | 5  | 3,2     |
| 2020-2021         | 3  | 4,67    | 3   | 3,67    | 2  | *       | 2  | *       | 2         | *       | 4,42               |  | *       | 3  | 3       | 3  | 4       | 3  | 4       |
| 2021-2022         | 3  | 5       | 3   | 5       | 3  | 5       | 3  | 5       | 3         | 5       | 5,00               | 1  | *       | 1  | *       | 3  | 4,33    | 3  | 4,33    |

|                   |           | OVERALL              |         |                               |         |  |         |   |         |                    |
|-------------------|-----------|----------------------|---------|-------------------------------|---------|--|---------|---|---------|--------------------|
|                   |           | Quality of lecturers |         | Facilities and infrastructure |         | Satisfaction with my personal experience at the UV |         | Would you recommend this qualification? |         | Average of section |
| Completion course |           | no. resp.            | average | no. resp.                     | average | no. resp.  | average | no. resp.                               | average |                    |
| Aggregate         |           | 43                   | 3,79    | 45                            | 4,16    | 45   | 4,07    | 45                                      | 3,42    | 3,86               |
|                   | 2015-2016 | 5                    | 3,8     | 5                             | 4       | 5  | 3,8     | 5                                       | 3       | 3,65               |
|                   | 2016-2017 | 5                    | 4,2     | 5                             | 4,4     | 5  | 4,2     | 5                                       | 3,8     | 4,15               |
|                   | 2017-2018 | 14                   | 3,5     | 14                            | 4,36    | 14   | 4       | 14                                      | 3,64    | 3,88               |
|                   | 2018-2019 | 3                    | 4       | 5                             | 4,2     | 5  | 4,2     | 5                                       | 3,2     | 3,89               |
|                   | 2019-2020 | 7                    | 3,29    | 7                             | 3,86    | 7  | 3,71    | 7                                       | 2,71    | 3,39               |
|                   | 2020-2021 | 3                    | 4       | 3                             | 4       | 3  | 4,33    | 3                                       | 3       | 3,83               |
|                   | 2021-2022 | 3                    | 4,67    | 3                             | 4,33    | 3  | 5       | 3                                       | 4,67    | 4,67               |

\* Average of a section is calculated by weighting the number of responses for each item.