

Year of completion 2023-2024

2157 - MÁSTER UNIVERSITARIO EN INVESTIGACIÓN EN DIDÁCTICAS ESPECÍFICAS

Gender	Male	4	40,00%
	Female	6	60,00%
The qualification that I have completed was my first choice in my application to the University?	Yes	10	100,00%
	No	0	0,00%
Usual status during studies	Full-time student	7	70,00%
	Part-time student	3	30,00%

In the future, do you intend to pursue further studies?			What kind of studies?			Main reason		
Yes	6	60,00%	Degree	0	0,00%	Specialisation	5	83,33%
			Master's degree	0	0,00%	Employability	0	0,00%
			Doctorate	6	100,00%	Career development	0	0,00%
No	4	40,00%				Others	1	16,67%

TRAINING PROCESS / CURRICULUM

1. I think that the curriculum has a coherent structure and a good timing	3,44	1	1	0	3	4	1
2. I believe that the curriculum combines theoretical and practical knowledge adequately	3,22	1	2	0	2	4	1
3. I think that the competences developed in my qualification adequately qualify me for professional practice	3,67	1	1	0	3	2	3

AVERAGE

N/C

1

2

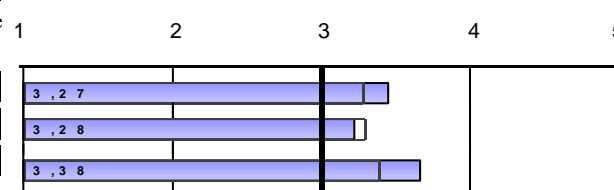
3

4

5

Average of section

Strongly disagree... Strongly agree



DEVELOPMENT OF COMPETENCES DURING MASTER'S DEGREE STUDIES

4. I have gained and applied advanced theoretical and practical knowledge	3,90	0	1	0	1	5	3
5. I am able to solve problems in new environments and multidisciplinary contexts	4,00	0	0	0	2	6	2
6. I feel able to evaluate and select the most suitable scientific theory and methods in the field of study of the MD	4,10	0	0	0	2	5	3
7. In particular cases, I can reflect on ethics and social responsibility	4,20	0	0	1	0	5	4
8. As for the development of new working methods in the field of the MD, I am able to control complex situations	3,70	0	0	1	3	4	2
9. I am able to communicate scientific and technological research results clearly	4,10	0	0	0	3	3	4
10. I have developed sufficient autonomy to participate in research projects or scientific collaborations	4,00	0	1	0	0	6	3

AVERAGE

N/C

1


2

3

4

5

Average of section



DEVELOPMENT OF TEACHING

11. The content included in the course guides was covered as planned	3,90	0	1	1	2	0	6
12. The methodologies used in the different modules were suited to the competences required in the qualification	3,60	0	1	1	2	3	3
13. Overall, I think that the assessment process was suited to the competences taught in the qualification	4,00	0	1	0	0	6	3
14. I received enough information about career opportunities related to my qualification	2,80	0	2	3	1	3	1
15. I felt guided and well advised throughout the development of my studies	3,80	0	1	1	1	3	4
16. The information published on the website was helpful	3,33	1	1	2	2	1	3

AVERAGE

N/C

1


2

3

4

5

Average of section



Scale used: 1 to 5

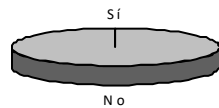
□ □ □ □ □ : Global UV Average

Year of completion 2023-2024

2157 - MÁSTER UNIVERSITARIO EN INVESTIGACIÓN EN DIDÁCTICAS ESPECÍFICAS

EXTERNAL INTERNSHIPS

17. Did you carry out external internships during your master's degree studies?	Yes	0	0,00%
	No	10	100,00%

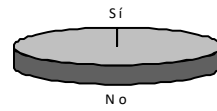


Year of completion 2023-2024

2157 - MÁSTER UNIVERSITARIO EN INVESTIGACIÓN EN DIDÁCTICAS ESPECÍFICAS

MOBILITY PROGRAMMES: ERASMUS, SICUE/SENECA, INTERNATIONAL PROGRAMME OR OTHE

24. Did you participate in any mobility programme during your master's degree?	Yes	0	0,00%
	No	10	100,00%

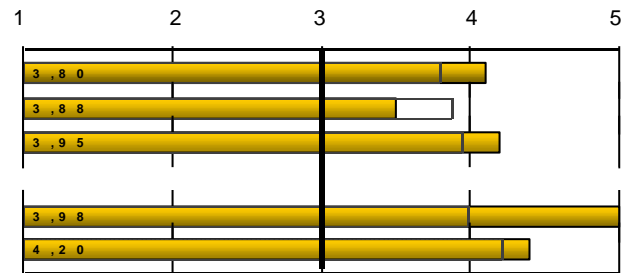


Year of completion 2023-2024

2157 - MÁSTER UNIVERSITARIO EN INVESTIGACIÓN EN DIDÁCTICAS ESPECÍFICAS

TFM

	AVERAGE	N/C	Frequency Response				
			Strongly disagree...Strongly agree				
			1	2	3	4	5
34. The objectives of the master's degree final project were made clear from the beginning	4,10	0	0	0	4	1	5
35. Requirements and assessment criteria for the master's degree final project were suitable and published in advance	3,50	0	1	0	5	1	3
36. The mark assigned to my master's degree final project was suited to the requirements	4,20	0	1	0	1	2	6
Indicates your level of satisfaction with:							
37. My tutor for the master's degree final project	5,00	0	0	0	0	0	10
38. The master's degree final project that I carried out	4,40	0	0	1	0	3	6
	4,24	Average of section					



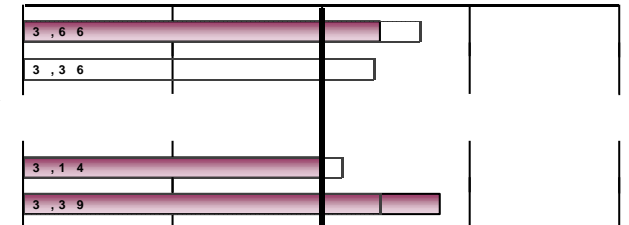
39. Do you have a job?	Yes	5	50,00%
	No	5	50,00%



EXPECTATIONS AND OCCUPATION

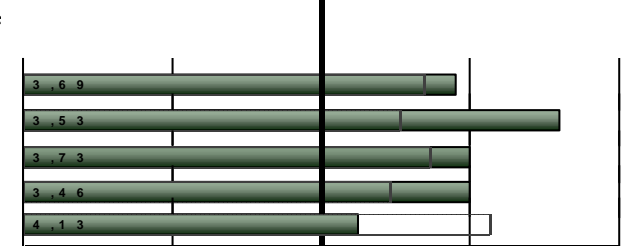
Considere que en la situació del mercat laboral, la titulació cursada en la UV em va permetre o em permetrà:

	AVERAGE	N/C	Frequency Response				
			Strongly disagree...Strongly agree				
			1	2	3	4	5
40. (If Yes) To find a better job than the one that I have now	3,40	0	0	2	0	2	1
41. (If Not) To find the type of job for which I have prepared	*	4	1	0	0	0	0
Indicate to what extent the answer that you gave to the previous question is due to the following factors:							
		N/C	1	2	3	4	5
42. The training received during the qualification studied at the UV	3,00	0	4	0	0	4	2
43. Current conditions of the labour market	3,80	0	1	0	4	0	5



OVERALL

	AVERAGE	N/C	Frequency Response				
			Strongly disagree...Strongly agree				
			1	2	3	4	5
Quality of lecturers	3,90	0	1	0	2	3	4
Facilities and infrastructure	4,60	0	0	0	1	2	7
Satisfaction with my personal experience, both academic and extracurricular, at the University of Valencia	4,00	0	0	1	2	3	4
Would you recommend this qualification?	4,00	0	1	0	1	4	4
La perspectiva de gènere ha estat present de manera transversal en la titulació: utilització d'un llenguatge igualitari i inclusiu, foment de la participació de les dones a l'aula i referències d'autores a la bibliografia.	3,25	6	1	1	0	0	2
	4,13	Average of section					



Scale used: 1 to 5

□ □ : Global UV Average

Year of completion **2023-2024**
2157 - MÁSTER UNIVERSITARIO EN INVESTIGACIÓN EN DIDÁCTICAS ESPECÍFICAS
AGGREGATE since: 2014

BREAKDOWN		TRAINING PROCESS / CURRICULUM							
		Only courses is over 2 surveys collected	1.The curriculum has a coherent structure and a good timing		2.The curriculum combines theoretical and practical		3.the competences developed ... adequately qualify me		Average of section
			Completion course	Collected	no. resp.	average	no. resp.	average	
Aggregate		178	177	2,64	177	2,64	176	2,99	2,76
	2013-2014	20	20	2,65	20	2,5	20	2,95	2,70
	2014-2015	12	12	3,25	12	3,25	12	3,75	3,42
	2015-2016	19	19	2,21	19	2,42	19	2,58	2,40
	2016-2017	18	18	2,28	18	2,22	18	2,56	2,35
	2017-2018	10	10	2,3	10	2,9	10	3,1	2,77
	2018-2019	21	21	2,62	21	2,38	21	3,29	2,76

		DEVELOPMENT OF COMPETENCES DURING MASTER'S DEGREE STUDIES														
		4.I have gained and applied advanced theoretical and		5.I am able to solve problems in new environments and multidisciplinary		6.I feel able to evaluate and select the most appropriate		7.In particular cases, I can reflect on ethics and social responsibility		8.As for the development of new and innovative working methods in		9.I am able to communicate scientific and technological		10.I have developed sufficient autonomy to participate in		Average of section
		completion course	no. resp.	average	no. resp.	average	no. resp.	average	no. resp.	average	no. resp.	average	no. resp.	average	no. resp.	
Aggregate		178	3,3	171	3,52	174	3,48	166	3,85	171	3,34	172	3,65	168	3,5	3,52
	2013-2014	20	3,15	19	3,47	19	3,58	19	3,84	19	3,16	19	3,89	19	3,74	3,54
	2014-2015	12	3,58	12	3,67	12	3,92	12	4	12	3,58	12	4,08	11	3,91	3,82
	2015-2016	19	3,11	16	3,25	18	3,28	14	3,64	16	3,12	17	3,35	17	3,29	3,28
	2016-2017	18	3,22	18	3,39	18	3,33	17	3,71	17	3	17	3,53	17	3,35	3,36
	2017-2018	10	3,5	8	3,62	8	3,12	8	3,62	8	3,38	8	3,38	8	3	3,38
	2018-2019	21	3,62	20	3,8	21	3,95	19	3,74	21	3,43	21	3,67	19	3,79	3,71

Year of completion 2023-2024

2157 - MÁSTER UNIVERSITARIO EN INVESTIGACIÓN EN DIDÁCTICAS ESPECÍFICAS

		DEVELOPMENT OF TEACHING												Average of section
		11.The content included in the course guides was covered as planned		12.The methodologies used were suited to the competences		13.Overall, I think that the assessment process was suited		14.I received enough information about career opportunities		15.I felt guided and well advised throughout the development of my		16.The information published on the website was helpful		
Completion course		no. resp.	average	no. resp.	average	no. resp.	average	no. resp.	average	no. resp.	average	no. resp.	average	
Aggregate		171	2,88	176	2,66	175	2,85	168	2,61	169	3,01	166	3,07	2,84
	2013-2014	20	3,05	20	2,45	20	2,85	18	2,22	20	2,9	20	2,85	2,73
	2014-2015	11	3,45	12	3,25	12	3,67	12	3,58	12	3,5	12	3,58	3,51
	2015-2016	19	2,47	19	2,26	19	2,37	17	2,59	17	2,76	19	2,79	2,54
	2016-2017	16	2,25	18	2,33	18	2	18	2,06	17	2,29	16	2,75	2,27
	2017-2018	9	2,89	9	2,78	7	3	7	2,14	8	2,5	9	2,89	2,71
	2018-2019	21	2,76	20	2,5	21	2,71	19	2,89	18	3,61	19	3	2,90

		EXTERNAL INTERNSHIPS												Average of section
		18.Internships were consistent with the professional profiles of my		19.I believe that the internships helped me improve my training		20.The organisation and management of the internships was		Indicates your level of satisfaction with:						
								21.My academic tutor		22.My tutor at the host company or		23.My internships		
Completion course		no. resp.	average	no. resp.	average	no. resp.	average	no. resp.	average	no. resp.	average	no. resp.	average	
Aggregate		6	4,67	6	4,83	6	4,17	5	4,6	3	4,33	5	4,8	4,58
	2013-2014	1	*	1	*	1	*	1	*		*	1	*	*
	2014-2015	1	*	1	*	1	*	1	*	1	*	1	*	*
	2015-2016		*		*		*		*		*		*	*
	2016-2017		*		*		*		*		*		*	*
	2017-2018		*		*		*		*		*		*	*
	2018-2019	2	*	2	*	2	*	2	*	1	*	2	*	*

EVALUATION OF OFFICIAL MASTERS COURSES.
(Graduate survey)

RUCT: 4311706

Year of completion 2023-2024

2157 - MÁSTER UNIVERSITARIO EN INVESTIGACIÓN EN DIDÁCTICAS ESPECÍFICAS

		MOBILITY PROGRAMMES: ERASMUS, SICUE/SENECA, INTERNATIONAL PROGRAMME OR OTHERS																	
		26.I believe that the academic level at the host university was suitable		27.I think that the academic recognition of my study period in the		28.Attention and information received from the University of		29.This mobility period helped me improve my language skills		30.I believe that a mobility period is useful for the work/professional		Indicates your level of satisfaction with:						Average of section	
		31.The financial aid received		32.The teaching staff at the host		33.The mobility period that I spent													
ompletion cours		no. resp.	average	no. resp.	average	no. resp.	average	no. resp.	average	no. resp.	average	no. resp.	average	no. resp.	average	no. resp.	average		
Aggregate		3	4,33	3	4	3	4	3	4,67	3	4,67	3	4	3	4	2	*	4,26	
	2013-2014		*		*		*		*		*		*		*		*	*	
	2014-2015		*		*		*		*		*		*		*		*	*	
	2015-2016		*		*		*		*		*		*		*		*	*	
	2016-2017		*		*		*		*		*		*		*		*	*	
	2017-2018		*		*		*		*		*		*		*		*	*	
	2018-2019		*		*		*		*		*		*		*		*	*	

		TFM										EXPECTATIONS AND OCCUPATION									
		34.The objectives of the master's degree final project were made clear		35.Requirements and assessment criteria for the master's degree		36.The mark assigned to my master's degree final project was		Indicates your level of satisfaction with:				Average of section		40.(Job) To find a better job than the one that I have now		41.(Not job) To find the type of job for which I have prepared		42.how much to: The training received during the qualification		43.how much to: Current conditions in the labor market	
		37.My tutor for the TFM		38.TFM that I carried out																	
ompletion cours		no. resp.	average	no. resp.	average	no. resp.	average	no. resp.	average	no. resp.	average			no. resp.	average	no. resp.	average	no. resp.	average	no. resp.	average
Aggregate		177	3,55	172	3,44	175	3,7	175	4,18	174	4,19	3,81		93	3,05	44	3,02	165	3,08	159	2,97
	2013-2014	20	3,45	20	2,9	20	3,55	20	4	20	4,1	3,60		10	3,1	5	2,4	18	2,89	17	3,65
	2014-2015	12	3,92	12	3,75	12	3,83	12	4,33	12	4,42	4,05		5	3,6	6	3,17	11	3,64	12	3,5
	2015-2016	19	3,26	18	3,33	19	3,42	19	4,05	19	4,26	3,67		10	3	7	3,43	18	3,06	18	2,72
	2016-2017	18	3,17	18	3,44	16	3,31	18	4,22	17	4,29	3,69		14	3,36	1	*	16	3,06	15	2,73
	2017-2018	10	3,6	10	4,3	10	4,6	8	4,12	8	3,88	4,11		7	3,29		*	7	3	7	2,71
	2018-2019	21	3,71	19	3,53	20	3,75	21	4,52	21	4,43	4,00		7	3	6	3,33	19	3,32	16	3

Year of completion 2023-2024

2157 - MÁSTER UNIVERSITARIO EN INVESTIGACIÓN EN DIDÁCTICAS ESPECÍFICAS

		OVERALL								
		Quality of lecturers		Facilities and infrastructure		Satisfaction with my personal experience at the UV		Would you recommend this qualification?		Average of section
	ompletion course	no. resp.	average	no. resp.	average	no. resp.	average	no. resp.	average	
Aggregate		177	3,41	177	4,05	176	3,53	175	2,91	3,48
	2013-2014	20	3,3	20	4	20	3,45	20	2,6	3,34
	2014-2015	12	3,67	12	4,5	12	4,08	12	3,58	3,96
	2015-2016	19	3,05	19	3,42	18	3,22	19	2,63	3,08
	2016-2017	18	3,39	18	4,22	18	3,61	18	2,44	3,42
	2017-2018	10	4,1	10	4,2	10	4	10	3,2	3,88
	2018-2019	21	3,81	21	4,24	21	3,76	19	3,37	3,80

* Average of a section is calculated by weighting the number of responses for each item.