

Year of completion 2022-2023

2161 - MÁSTER UNIVERSITARIO EN PREVENCIÓN EN RIESGOS LABORALES

| | | | |
|--|-------------------|---|---------|
| Gender | Male | 2 | 66,67% |
| | Female | 1 | 33,33% |
| The qualification that I have completed was my first choice in my application to the University? | Yes | 3 | 100,00% |
| | No | 0 | 0,00% |
| Usual status during studies | Full-time student | 2 | 66,67% |
| | Part-time student | 1 | 33,33% |

| | | | | | | | | |
|---|---|-----------------------|-----------------|-------------|----------------|--------------------|---------|-------|
| In the future, do you intend to pursue further studies? | | What kind of studies? | | Main reason | | | | |
| | | Degree | 0 | 0,00% | Specialisation | 1 | 100,00% | |
| Yes | 1 | 33,33% | Master's degree | 1 | 100,00% | Employability | 0 | 0,00% |
| No | 2 | 66,67% | Doctorate | 0 | 0,00% | Career development | 0 | 0,00% |
| | | | | Others | 0 | 0,00% | | |

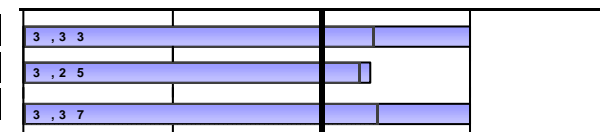
TRAINING PROCESS / CURRICULUM

| | AVERAGE | N/C | 1 | 2 | 3 | 4 | 5 |
|---|-------------|-----|---|---|---|---|---|
| 1. I think that the curriculum has a coherent structure and a good timing | 4,00 | 0 | 0 | 0 | 1 | 1 | 1 |
| 2. I believe that the curriculum combines theoretical and practical knowledge adequately | 3,33 | 0 | 0 | 1 | 1 | 0 | 1 |
| 3. I think that the competences developed in my qualification adequately qualify me for professional practice | 4,00 | 0 | 0 | 0 | 1 | 1 | 1 |
| Average of section | 3,78 | | | | | | |

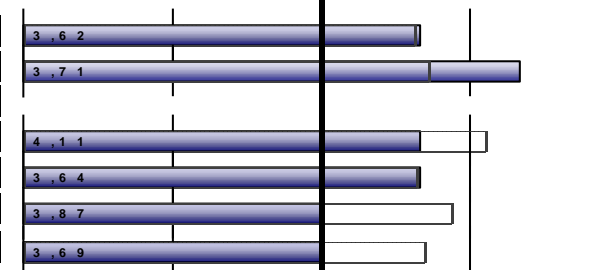
Frequency Response

Strongly disagree... Strongly agree

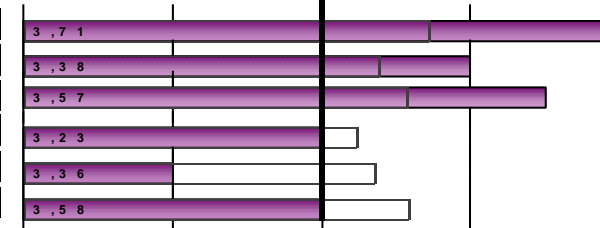
1 2 3 4 5


DEVELOPMENT OF COMPETENCES DURING MASTER'S DEGREE STUDIES

| | AVERAGE | N/C | 1 | 2 | 3 | 4 | 5 |
|---|-------------|-----|---|---|---|---|---|
| 4. I have gained and applied advanced theoretical and practical knowledge | 3,67 | 0 | 0 | 0 | 1 | 2 | 0 |
| 5. I am able to solve problems in new environments and multidisciplinary contexts | 4,33 | 0 | 0 | 0 | 0 | 2 | 1 |
| 6. I feel able to evaluate and select the most suitable scientific theory and methods in the field of study of the MD | 3,67 | 0 | 0 | 0 | 1 | 2 | 0 |
| 7. In particular cases, I can reflect on ethics and social responsibility | 3,67 | 0 | 0 | 0 | 1 | 2 | 0 |
| 8. As for the development of new working methods in the field of the MD, I am able to control complex situations | 3,67 | 0 | 0 | 0 | 1 | 2 | 0 |
| 9. I am able to communicate scientific and technological research results clearly | 3,00 | 0 | 0 | 1 | 1 | 1 | 0 |
| 10. I have developed sufficient autonomy to participate in research projects or scientific collaborations | 3,00 | 0 | 0 | 1 | 1 | 1 | 0 |
| Average of section | 3,57 | | | | | | |


DEVELOPMENT OF TEACHING

| | AVERAGE | N/C | 1 | 2 | 3 | 4 | 5 |
|--|----------|-----|---|---|---|---|---|
| 11. The content included in the course guides was covered as planned | * | 1 | 0 | 0 | 0 | 0 | 2 |
| 12. The methodologies used in the different modules were suited to the competences required in the qualification | * | 1 | 0 | 0 | 0 | 2 | 0 |
| 13. Overall, I think that the assessment process was suited to the competences taught in the qualification | * | 1 | 0 | 0 | 0 | 1 | 1 |
| 14. I received enough information about career opportunities related to my qualification | * | 1 | 0 | 1 | 0 | 1 | 0 |
| 15. I felt guided and well advised throughout the development of my studies | * | 1 | 1 | 0 | 1 | 0 | 0 |
| 16. The information published on the website was helpful | * | 1 | 0 | 1 | 0 | 1 | 0 |
| Average of section | * | | | | | | |



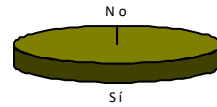
Scale used: 1 to 5

: Global UV Average

Year of completion 2022-2023

2161 - MÁSTER UNIVERSITARIO EN PREVENCIÓN EN RIESGOS LABORALES
EXTERNAL INTERNSHIPS

| | | | |
|---|-----|---|---------|
| 17. Did you carry out external internships during your master's degree studies? | Yes | 3 | 100,00% |
| | No | 0 | 0,00% |



| Only those who have answered " | Frequency Response | | | | | | | AVERAGE | N/C | |
|--|--------------------|---|---|---|---|------------------------------------|------|--------------------|------|--|
| | 1 | 2 | 3 | 4 | 5 | Strongly disagree...Strongly agree | | | | |
| 18. Internships were consistent with the professional profiles of my qualification | 0 | 0 | 0 | 0 | 1 | 2 | 4,67 | 0 | 4,13 | |
| 19. I believe that the internships helped me improve my training | 0 | 0 | 0 | 0 | 0 | 3 | 5,00 | 0 | 4,09 | |
| 20. The organisation and management of the internships was adequate | 0 | 0 | 0 | 0 | 0 | 3 | 5,00 | 0 | 3,86 | |
| Indicates your level of satisfaction with: | | | | | | | | | | |
| 21. My academic tutor | 0 | 0 | 0 | 0 | 0 | 3 | 5,00 | 0 | 3,81 | |
| 22. My tutor at the host company or institution | 0 | 0 | 0 | 0 | 0 | 3 | 5,00 | 0 | 4,21 | |
| 23. My internships | 0 | 0 | 0 | 0 | 0 | 3 | 5,00 | 0 | 4,15 | |
| | | | | | | | 4,94 | Average of section | | |

Scale used: 1 to 5

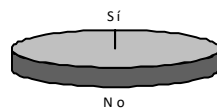
Global UV Average

Year of completion 2022-2023

2161 - MÁSTER UNIVERSITARIO EN PREVENCIÓN EN RIESGOS LABORALES





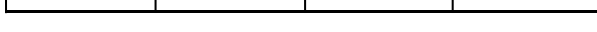
MOBILITY PROGRAMMES: ERASMUS, SICUE/SENECA, INTERNATIONAL PROGRAMME OR OTHE

| | | | |
|--|-----|---|---------|
| 24. Did you participate in any mobility programme during your master's degree? | Yes | 0 | 0,00% |
| | No | 3 | 100,00% |

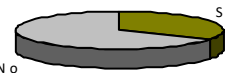


Year of completion 2022-2023





2161 - MÁSTER UNIVERSITARIO EN PREVENCIÓN EN RIESGOS LABORALES

| TFM | AVERAGE | N/C | Frequency Response | | | | | 1 | 2 | 3 | 4 | 5 |
|---|---------|-----|----------------------|----------------|---|---|---|---|---|---|---|---|
| | | | Strongly disagree... | Strongly agree | | | | | | | | |
| 34. The objectives of the master's degree final project were made clear from the beginning | 4,67 | 0 | 0 | 0 | 0 | 1 | 2 |  | | | | |
| 35. Requirements and assessment criteria for the master's degree final project were suitable and published in advance | 4,00 | 0 | 0 | 0 | 0 | 3 | 0 |  | | | | |
| 36. The mark assigned to my master's degree final project was suited to the requirements | 3,67 | 0 | 1 | 0 | 0 | 0 | 2 |  | | | | |
| Indicates your level of satisfaction with: | | | | | | | | | | | | |
| 37. My tutor for the master's degree final project | 2,67 | 0 | 1 | 1 | 0 | 0 | 1 |  | | | | |
| 38. The master's degree final project that I carried out | 4,67 | 0 | 0 | 0 | 0 | 1 | 2 |  | | | | |
| 3,93 Average of section | | | | | | | | | | | | |


| | | | |
|------------------------|-----|---|--------|
| 39. Do you have a job? | Yes | 1 | 33,33% |
| | No | 2 | 66,67% |


EXPECTATIONS AND OCCUPATION

Considere que en la situació del mercat laboral, la titulació cursada en la UV em va permetre o em permetrà:

| | AVERAGE | N/C | Frequency Response | | | | | 1 | 2 | 3 | 4 | 5 |
|--|---------|-----|----------------------|----------------|---|---|---|--|---|---|---|---|
| | | | Strongly disagree... | Strongly agree | | | | | | | | |
| 40. (If Yes) To find a better job than the one that I have now | * | 0 | 0 | 0 | 0 | 0 | 1 |  | | | | |
| 41. (If Not) To find the type of job for which I have prepared | * | | | | | | |  | | | | |
| Indicate to what extent the answer that you gave to the previous question is due to the following factors: | | | | | | | | | | | | |
| | N/C | 1 | 2 | 3 | 4 | 5 | 1 | 2 | 3 | 4 | 5 | |
| 42. The training received during the qualification studied at the UV | 4,33 | 0 | 0 | 0 | 1 | 0 | 2 |  | | | | |
| 43. Current conditions of the labour market | 3,33 | 0 | 0 | 0 | 2 | 1 | 0 |  | | | | |

OVERALL

| | AVERAGE | N/C | Frequency Response | | | | | 1 | 2 | 3 | 4 | 5 |
|--|---------|-----|----------------------|----------------|---|---|---|---|---|---|---|---|
| | | | Strongly disagree... | Strongly agree | | | | | | | | |
| Quality of lecturers | 3,67 | 0 | 0 | 1 | 0 | 1 | 1 |  | | | | |
| Facilities and infrastructure | 4,67 | 0 | 0 | 0 | 0 | 1 | 2 |  | | | | |
| Satisfaction with my personal experience, both academic and extracurricular, at the University of Valencia | 4,33 | 0 | 0 | 0 | 0 | 2 | 1 |  | | | | |
| Would you recommend this qualification? | 4,67 | 0 | 0 | 0 | 0 | 1 | 2 |  | | | | |
| 4,33 Average of section | | | | | | | | | | | | |

Scale used: 1 to 5

 : Global UV Average

Year of completion 2022-2023

2161 - MÁSTER UNIVERSITARIO EN PREVENCIÓN EN RIESGOS LABORALES
AGGREGATE since: 2014

| BREAKDOWN | TRAINING PROCESS / CURRICULUM | | | | | | | |
|-------------------|--|---|---------|---|---------|---|---------|--------------------|
| | Only courses is over 2 surveys collected | 1.The curriculum has a coherent structure and a good timing | | 2.The curriculum combines theoretical and practical | | 3.the competences developed ... adequately qualify me | | Average of section |
| | | no. resp. | average | no. resp. | average | no. resp. | average | |
| Completion course | Collected | | | | | | | |
| Aggregate | 34 | 34 | 3,24 | 34 | 3 | 34 | 3,32 | 3,19 |
| 2013-2014 | 7 | 7 | 2,71 | 7 | 2 | 7 | 3 | 2,57 |
| 2014-2015 | 3 | 3 | 3 | 3 | 2,33 | 3 | 2,33 | 2,56 |
| 2017-2018 | 4 | 4 | 3 | 4 | 3,5 | 4 | 3,5 | 3,33 |
| 2018-2019 | 4 | 4 | 2,25 | 4 | 2,25 | 4 | 2,5 | 2,33 |
| 2019-2020 | 4 | 4 | 3,5 | 4 | 3,75 | 4 | 4 | 3,75 |
| 2021-2022 | 7 | 7 | 3,71 | 7 | 3,57 | 7 | 3,71 | 3,67 |
| 2022-2023 | 3 | 3 | 4 | 3 | 3,33 | 3 | 4 | 3,78 |

| BREAKDOWN | DEVELOPMENT OF COMPETENCES DURING MASTER'S DEGREE STUDIES | | | | | | | | | | | | | | |
|-------------------|--|---------|---|---------|---|---------|--|---------|---|---------|---|---------|---|---------|--------------------|
| | 4.I have gained and applied advanced theoretical and practical | | 5.I am able to solve problems in new environments and multidisciplinary | | 6.I feel able to evaluate and select the most appropriate | | 7.In particular cases, I can reflect on ethics and social responsibility | | 8.As for the development of new and innovative working methods in | | 9.I am able to communicate scientific and technological | | 10.I have developed sufficient autonomy to participate in | | Average of section |
| | no. resp. | average | no. resp. | average | no. resp. | average | no. resp. | average | no. resp. | average | no. resp. | average | no. resp. | average | |
| Completion course | no. resp. | average | no. resp. | average | no. resp. | average | no. resp. | average | no. resp. | average | no. resp. | average | no. resp. | average | |
| Aggregate | 34 | 3,5 | 33 | 3,61 | 34 | 3,59 | 34 | 3,74 | 34 | 3,44 | 33 | 3,55 | 34 | 3,5 | 3,56 |
| 2013-2014 | 7 | 3,43 | 7 | 3,71 | 7 | 3,43 | 7 | 3,57 | 7 | 3,29 | 7 | 3,71 | 7 | 3,57 | 3,53 |
| 2014-2015 | 3 | 2,67 | 3 | 2,67 | 3 | 3,67 | 3 | 4 | 3 | 2,67 | 3 | 4 | 3 | 4 | 3,38 |
| 2017-2018 | 4 | 4 | 4 | 3,5 | 4 | 3,5 | 4 | 4 | 4 | 3,5 | 4 | 3,5 | 4 | 3,5 | 3,64 |
| 2018-2019 | 4 | 3,25 | 3 | 3 | 4 | 3,25 | 4 | 3,25 | 4 | 3,25 | 3 | 2,67 | 4 | 2,75 | 3,08 |
| 2019-2020 | 4 | 3,75 | 4 | 4 | 4 | 3,75 | 4 | 3,75 | 4 | 3,5 | 4 | 3,75 | 4 | 3,5 | 3,71 |
| 2021-2022 | 7 | 3,43 | 7 | 3,57 | 7 | 3,71 | 7 | 3,86 | 7 | 3,71 | 7 | 3,71 | 7 | 3,71 | 3,67 |
| 2022-2023 | 3 | 3,67 | 3 | 4,33 | 3 | 3,67 | 3 | 3,67 | 3 | 3,67 | 3 | 3 | 3 | 3 | 3,57 |

| BREAKDOWN | DEVELOPMENT OF TEACHING | | | | | | | | | | | | |
|-------------------|---|---------|--|---------|--|---------|---|---------|--|---------|---|---------|--------------------|
| | 11.The content included in the course guides was covered as planned | | 12.The methodologies used were suited to the competences | | 13.Overall, I think that the assessment process was suited | | 14.I received enough information about career opportunities | | 15.I felt guided and well advised throughout the development of my | | 16.The information published on the website was helpful | | Average of section |
| | no. resp. | average | no. resp. | average | no. resp. | average | no. resp. | average | no. resp. | average | no. resp. | average | |
| Completion course | no. resp. | average | no. resp. | average | no. resp. | average | no. resp. | average | no. resp. | average | no. resp. | average | |
| Aggregate | 33 | 3,7 | 33 | 3,24 | 33 | 3,06 | 33 | 3,15 | 32 | 3,06 | 33 | 3,3 | 3,25 |
| 2013-2014 | 7 | 3,14 | 7 | 2,86 | 7 | 2,43 | 7 | 2,29 | 7 | 2,57 | 7 | 2,86 | 2,69 |

Year of completion **2022-2023**
2161 - MÁSTER UNIVERSITARIO EN PREVENCIÓN EN RIESGOS LABORALES

| Year of completion | no. resp. | average | no. resp. | average | no. resp. | average | no. resp. | average | no. resp. | average | no. resp. | average | no. resp. | average |
|--------------------|-----------|---------|-----------|---------|-----------|---------|-----------|---------|-----------|---------|-----------|---------|-----------|---------|
| 2014-2015 | 3 | 3,67 | 3 | 3 | 3 | 2,33 | 3 | 3,67 | 3 | 3 | 3 | 3,33 | 3 | 3,17 |
| 2017-2018 | 4 | 3,5 | 4 | 3 | 4 | 3 | 4 | 4 | 4 | 3 | 4 | 3,5 | 4 | 3,33 |
| 2018-2019 | 4 | 3,75 | 4 | 2,75 | 4 | 2,5 | 4 | 2,25 | 4 | 2,25 | 4 | 3,25 | 4 | 2,79 |
| 2019-2020 | 4 | 3,75 | 4 | 3,75 | 4 | 3,75 | 4 | 4 | 4 | 4 | 4 | 3,5 | 4 | 3,79 |
| 2021-2022 | 7 | 3,71 | 7 | 3,43 | 7 | 3,14 | 7 | 3,29 | 6 | 3,5 | 7 | 3,43 | 7 | 3,41 |
| 2022-2023 | 2 | * | 2 | * | 2 | * | 2 | * | 2 | * | 2 | * | 2 | * |

EXTERNAL INTERNSHIPS

| Year of completion | 18.Internships were consistent with the professional profiles of my | | 19.I believe that the internships helped me improve my training | | 20.The organisation and management of the internships was | | Indicates your level of satisfaction with: | | | | | | Average of section | |
|--------------------|---|---------|---|---------|---|---------|--|---------|------------------------------------|---------|-------------------|---------|--------------------|---------|
| | no. resp. | average | no. resp. | average | no. resp. | average | 21.My academic tutor | | 22.My tutor at the host company or | | 23.My internships | | | |
| | no. resp. | average | no. resp. | average | no. resp. | average | no. resp. | average | no. resp. | average | no. resp. | average | no. resp. | average |
| Aggregate | 28 | 3,79 | 28 | 3,79 | 28 | 3,5 | 28 | 3,86 | 28 | 3,96 | 28 | 3,82 | 28 | 3,79 |
| 2013-2014 | 6 | 4,17 | 6 | 4,5 | 6 | 3,5 | 6 | 4,33 | 6 | 4,5 | 6 | 3,67 | 6 | 4,11 |
| 2014-2015 | 3 | 3 | 3 | 3 | 3 | 3,67 | 3 | 4 | 3 | 3,67 | 3 | 3,67 | 3 | 3,50 |
| 2017-2018 | 2 | * | 2 | * | 2 | * | 2 | * | 2 | * | 2 | * | 2 | * |
| 2018-2019 | 4 | 2,75 | 4 | 2,5 | 4 | 1,75 | 4 | 3,5 | 4 | 2,5 | 4 | 2,25 | 4 | 2,54 |
| 2019-2020 | 4 | 4,25 | 4 | 4,25 | 4 | 4,25 | 4 | 3,5 | 4 | 4,25 | 4 | 4,5 | 4 | 4,17 |
| 2021-2022 | 5 | 3,6 | 5 | 3,6 | 5 | 3,4 | 5 | 3,2 | 5 | 3,6 | 5 | 3,8 | 5 | 3,53 |
| 2022-2023 | 3 | 4,67 | 3 | 5 | 3 | 5 | 3 | 5 | 3 | 5 | 3 | 5 | 3 | 4,94 |

MOBILITY PROGRAMMES: ERASMUS, SICUE/SENECA, INTERNATIONAL PROGRAMME OR OTHERS

| Year of completion | 26.I believe that the academic level at the host university was suitable | | 27.I think that the academic recognition of my study period in the | | 28.Attention and information received from the University of | | 29.This mobility period helped me improve my language skills | | 30.I believe that a mobility period is useful for the work/professional | | Indicates your level of satisfaction with: | | | | | | Average of section |
|--------------------|--|---------|--|---------|--|---------|--|---------|---|---------|--|---------|-----------------------------------|---------|-------------------------------------|---------|--------------------|
| | no. resp. | average | no. resp. | average | no. resp. | average | no. resp. | average | no. resp. | average | 31.The financial aid received | | 32.The teaching staff at the host | | 33.The mobility period that I spent | | |
| | no. resp. | average | no. resp. | average | no. resp. | average | no. resp. | average | no. resp. | average | no. resp. | average | no. resp. | average | no. resp. | average | |
| Aggregate | | * | | * | | * | | * | | * | | * | | * | | * | |
| 2013-2014 | | * | | * | | * | | * | | * | | * | | * | | * | |
| 2014-2015 | | * | | * | | * | | * | | * | | * | | * | | * | |
| 2017-2018 | | * | | * | | * | | * | | * | | * | | * | | * | |
| 2018-2019 | | * | | * | | * | | * | | * | | * | | * | | * | |
| 2019-2020 | | * | | * | | * | | * | | * | | * | | * | | * | |
| 2021-2022 | | * | | * | | * | | * | | * | | * | | * | | * | |
| 2022-2023 | | * | | * | | * | | * | | * | | * | | * | | * | |

Year of completion **2022-2023**
2161 - MÁSTER UNIVERSITARIO EN PREVENCIÓN EN RIESGOS LABORALES

| Completion course | TFM | | | | | | | | | | | EXPECTATIONS AND OCCUPATION | | | | | | | |
|-------------------|--|---------|---|---------|--|---------|--|---------|-----------|---------|--------------------|--|---------|--|---------|--|---------|--|---------|
| | 34.The objectives of the master's degree final project were made clear | | 35.Requirements and assessment criteria for the master's degree | | 36.The mark assigned to my master's degree final project was | | Indicates your level of satisfaction with: | | | | Average of section | 40.(Job) To find a better job than the one that I have now | | 41.(Not job) To find the type of job for which I have prepared | | 42.how much to: The training received during the qualification | | 43.how much to: Current conditions in the labor market | |
| | no. resp. | average | no. resp. | average | no. resp. | average | no. resp. | average | no. resp. | average | | no. resp. | average | no. resp. | average | no. resp. | average | no. resp. | average |
| Aggregate | 32 | 3,56 | 32 | 3,25 | 32 | 3,25 | 32 | 3,81 | 32 | 3,94 | 3,56 | 17 | 3,53 | 10 | 3,7 | 31 | 3,42 | 30 | 3,4 |
| 2013-2014 | 7 | 3,29 | 7 | 3 | 7 | 2,43 | 7 | 4,14 | 7 | 3,71 | 3,31 | * | | 7 | 3,29 | 7 | 3,29 | 7 | 3,57 |
| 2014-2015 | 3 | 2,67 | 3 | 2,67 | 3 | 2,67 | 3 | 3 | 3 | 3 | 2,80 | 3 | 3 | | * | 3 | 3 | 3 | 4 |
| 2017-2018 | 2 | * | 2 | * | 2 | * | 2 | * | 2 | * | * | 2 | * | | * | 2 | * | 2 | * |
| 2018-2019 | 4 | 4,5 | 4 | 3,75 | 4 | 4,5 | 4 | 5 | 4 | 4,75 | 4,50 | 3 | 3 | 1 | * | 4 | 3 | 4 | 3,75 |
| 2019-2020 | 4 | 3,25 | 4 | 3,25 | 4 | 4,25 | 4 | 3,75 | 4 | 4,25 | 3,75 | 3 | 4,33 | | * | 4 | 4 | 4 | 3,25 |
| 2021-2022 | 7 | 3,43 | 7 | 3 | 7 | 3,29 | 7 | 4 | 7 | 3,43 | 3,43 | 5 | 3,6 | 1 | * | 6 | 3,17 | 6 | 3 |
| 2022-2023 | 3 | 4,67 | 3 | 4 | 3 | 3,67 | 3 | 2,67 | 3 | 4,67 | 3,93 | 1 | * | | * | 3 | 4,33 | 3 | 3,33 |

| Completion course | OVERALL | | | | | | | | | |
|-------------------|----------------------|---------|-------------------------------|---------|--|---------|---|---------|--------------------|--|
| | Quality of lecturers | | Facilities and infrastructure | | Satisfaction with my personal experience at the UV | | Would you recommend this qualification? | | Average of section | |
| | no. resp. | average | no. resp. | average | no. resp. | average | no. resp. | average | | |
| Aggregate | 31 | 3,39 | 32 | 3,69 | 32 | 3,75 | 32 | 3,44 | 3,57 | |
| 2013-2014 | 7 | 3,29 | 7 | 3,71 | 7 | 3,71 | 7 | 3,29 | 3,50 | |
| 2014-2015 | 3 | 3 | 3 | 3,67 | 3 | 4 | 3 | 2,67 | 3,33 | |
| 2017-2018 | 2 | * | 2 | * | 2 | * | 2 | * | * | |
| 2018-2019 | 3 | 2,67 | 4 | 3 | 4 | 3,5 | 4 | 2,75 | 3,00 | |
| 2019-2020 | 4 | 3,75 | 4 | 4 | 4 | 3,75 | 4 | 3,75 | 3,81 | |
| 2021-2022 | 7 | 3,43 | 7 | 3,43 | 7 | 3,57 | 7 | 3,71 | 3,54 | |
| 2022-2023 | 3 | 3,67 | 3 | 4,67 | 3 | 4,33 | 3 | 4,67 | 4,33 | |

* Average of a section is calculated by weighting the number of responses for each item.