

(Graduate survey)

AGGREGATE since: 2021 ER UNIVERSITARIO ERASMUS MUNDUS EN PSICOLOGÍA DEL TRABAJO, DE LAS ORGANIZACIONES Y DE LOS RECURSOS

Year of completion													
2009-2010	2010-2011	2011-2012	2012-2013	2013-2014	2014-2015	2015-2016	2016-2017	2017-2018	2018-2019	2019-2020	2020-2021	2021-2022	2022-2023
0	0	0	0	0	0	0	0	0	0	1	0	2	2
0,00%	0,00%	0,00%	0,00%	0,00%	0,00%	0,00%	0,00%	0,00%	0,00%	20,00%	0,00%	40,00%	40,00%

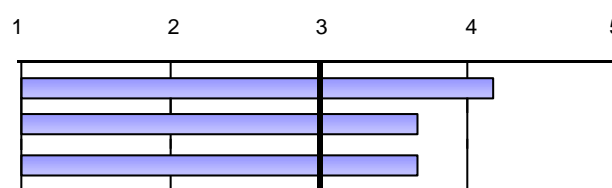
Gender	Male	2	33,33%
	Female	4	66,67%
The qualification that I have completed was my first choice in my application to the University	Yes	6	100,00%
	No	0	0,00%
Usual status during studies	Full-time student	5	83,33%
	Part-time student	1	16,67%

In the future, do you intend to pursue further studies?	Yes	4	66,67%
	No	2	33,33%
	Average of section		
What kind of studies?	Degree	1	25,00%
	Master's degree	1	25,00%
	Doctorate	2	50,00%
Main reason	Specialisation	2	50,00%
	Employability	0	0,00%
	Career development	2	50,00%
	Others	0	0,00%


Frequency Response

TRAINING PROCESS / CURRICULUM

	AVERAGE	N/C	1	2	3	4	5
1. I think that the curriculum has a coherent structure and a good timing	4,17	0	0	0	2	1	3
2. I believe that the curriculum combines theoretical and practical knowledge adequately	3,67	0	0	2	1	0	3
3. I think that the competences developed in my qualification adequately qualify me for professional practice	3,67	0	0	1	2	1	2
3,83		Average of section					


DEVELOPMENT OF COMPETENCES DURING MASTER'S DEGREE STUDIES

	AVERAGE	N/C	1	2	3	4	5
4. I have gained and applied advanced theoretical and practical knowledge	3,67	0	0	1	1	3	1
5. I am able to solve problems in new environments and multidisciplinary contexts	3,83	0	0	1	1	2	2
6. I feel able to evaluate and select the most suitable scientific theory and methods in the field of study of the MD	3,83	0	0	1	1	2	2
7. In particular cases, I can reflect on ethics and social responsibility	4,00	0	0	1	1	1	3
8. As for the development of new working methods in the field of the MD, I am able to control complex situations	3,67	0	0	1	2	1	2
9. I am able to communicate scientific and technological research results clearly	3,67	0	0	1	2	1	2
10. I have developed sufficient autonomy to participate in research projects or scientific collaborations	3,17	0	0	3	1	0	2
3,69		Average of section					


DEVELOPMENT OF TEACHING

	AVERAGE	N/C	1	2	3	4	5
11. The content included in the course guides was covered as planned	4,17	0	0	0	2	1	3
12. The methodologies used in the different modules were suited to the competences required in the qualification	3,83	0	0	1	2	0	3
13. Overall, I think that the assessment process was suited to the competences taught in the qualification	4,17	0	0	0	2	1	3
14. I received enough information about career opportunities related to my qualification	3,83	0	1	0	1	1	3
15. I felt guided and well advised throughout the development of my studies	3,40	1	1	0	1	2	1
16. The information published on the website was helpful	3,83	0	0	2	0	1	3
3,89		Average of section					

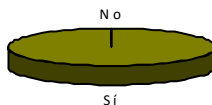


Scale used: 1 to 5

: Master degree accumulated Average

AGGREGATE since: 2021 ER UNIVERSITARIO ERASMUS MUNDUS EN PSICOLOGÍA DEL TRABAJO, DE LAS ORGANIZACIONES Y DE LOS RECURSOS
EXTERNAL INTERNSHIPS

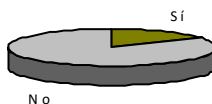
17. Did you carry out external internships during your master's degree studies?	Yes	6	100,00%
	No	0	0,00%



Only those who have answered "	AVERAGE	N/C	Frequency Response					1	2	3	4	5		
			1	2	3	4	5							
18. Internships were consistent with the professional profiles of my qualification	5,00	0	0	0	0	0	0	6						
19. I believe that the internships helped me improve my training	4,50	0	0	1	0	0	5							
20. The organisation and management of the internships was adequate	4,67	0	0	0	0	2	4							
Indicates your level of satisfaction with:														
21. My academic tutor	4,83	0	0	0	0	1	5							
22. My tutor at the host company or institution	4,33	0	1	0	0	0	5							
23. My internships	4,67	0	0	0	1	0	5							
			4,67	Average of section								Scale used: 1 to 5		: Master degree accumulated Average

MOBILITY PROGRAMMES: ERASMUS, SICUE/SENECA, INTERNATIONAL PROGRAMME OR OTHE


24. Did you participate in any mobility programme during your master's degree?	Yes	1	16,67%
	No	5	83,33%



(Graduate survey)

AGGREGATE since: 2021 ER UNIVERSITARIO ERASMUS MUNDUS EN PSICOLOGÍA DEL TRABAJO, DE LAS ORGANIZACIONES Y DE LOS RECURSOS

TFM	Frequency Response							AVERAGE	N/C	Strongly disagree...Strongly agree				
						1	2			3	4	5		
	1	2	3	4	5									
34. The objectives of the master's degree final project were made clear from the beginning	0	1	0	1	1	3	3,83	0	1	0	1	1	3	
35. Requirements and assessment criteria for the master's degree final project were suitable and published in advance	0	1	0	0	2	3	4,00	0	1	0	0	2	3	
36. The mark assigned to my master's degree final project was suited to the requirements	0	0	0	1	1	4	4,50	0	0	0	1	1	4	
Indicates your level of satisfaction with:														
37. My tutor for the master's degree final project	0	1	1	0	0	4	3,83	0	1	1	0	0	4	
38. The master's degree final project that I carried out	0	0	2	0	0	4	4,00	0	0	2	0	0	4	
							4,03	Average of section						

39. Do you have a job?			
Yes	4	66,67%	
No	2	33,33%	

EXPECTATIONS AND OCCUPATION

Considere que en la situació del mercat laboral, la titulació cursada en la UV em va permetre o em permetrà:

	Frequency Response							AVERAGE	N/C	Strongly disagree...Strongly agree				
						1	2			3	4	5		
	1	2	3	4	5									
40. (If Yes) To find a better job than the one that I have now	0	1	0	1	0	2	3,50	0	1	0	1	0	2	
41. (If Not) To find the type of job for which I have prepared							*							
Indicate to what extent the answer that you gave to the previous question is due to the following factors:														
	None..... Completely					N/C	1	2	3	4	5			
	1	2	3	4	5									
42. The training received during the qualification studied at the UV	2	0	0	0	3	1	4,25	2	0	0	0	3	1	
43. Current conditions of the labour market	1	0	2	2	0	1	3,00	1	0	2	2	0	1	

OVERALL

	Frequency Response							AVERAGE	N/C	Strongly disagree...Strongly agree				
						1	2			3	4	5		
	1	2	3	4	5									
Quality of lecturers	0	0	0	0	3	3	4,50	0	0	0	0	3	3	
Facilities and infrastructure	0	0	0	2	2	2	4,00	0	0	0	2	2	2	
Satisfaction with my personal experience, both academic and extracurricular, at the University of Valencia	0	0	1	1	2	2	3,83	0	0	1	1	2	2	
Would you recommend this qualification?	0	0	0	1	1	4	4,50	0	0	0	1	1	4	
							4,21	Average of section						

Scale used: 1 to 5 : Master degree accumulated Average

** Average of a section is calculated by weighting the number of responses for each item.*