

Year of completion															
2009-2010	2010-2011	2011-2012	2012-2013	2013-2014	2014-2015	2015-2016	2016-2017	2017-2018	2018-2019	2019-2020	2020-2021	2021-2022	2022-2023	2023-2024	2024-2025
0	0	0	0	0	0	0	0	0	0	0	1	2	2	0	0
0,00%	0,00%	0,00%	0,00%	0,00%	0,00%	0,00%	0,00%	0,00%	0,00%	0,00%	20,00%	40,00%	40,00%	0,00%	0,00%

Gender	Male	3	75,00%
	Female	1	25,00%

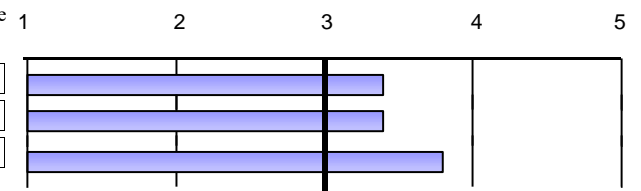
The qualification that I have completed was my first choice in my application to the University?	Yes	4	80,00%
	No	1	20,00%

Usual status during studies	Full-time student	5	100,00%
	Part-time student	0	0,00%

In the future, do you intend to pursue further studies?	What kind of studies?		Main reason			
	Yes	1	20,00%	Degree	0	0,00%
	No	4	80,00%	Master's degree	0	0,00%
				Doctorate	1	100,00%
				Specialisation	1	100,00%
				Employability	0	0,00%
				Career development	0	0,00%
				Others	0	0,00%


TRAINING PROCESS / CURRICULUM

	AVERAGE	N/C	Frequency Response				
			1	2	3	4	5
1. I think that the curriculum has a coherent structure and a good timing	3,40	0	0	1	1	3	0
2. I believe that the curriculum combines theoretical and practical knowledge adequately	3,40	0	0	1	2	1	1
3. I think that the competences developed in my qualification adequately qualify me for professional practice	3,80	0	0	1	0	3	1
	3,53	Average of section					



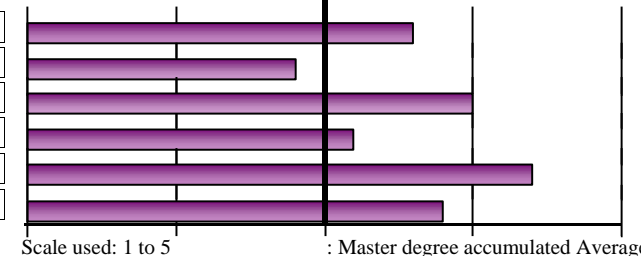
DEVELOPMENT OF COMPETENCES DURING MASTER'S DEGREE STUDIES

4. I have gained and applied advanced theoretical and practical knowledge	4,60	0	0	0	0	2	3
5. I am able to solve problems in new environments and multidisciplinary contexts	4,20	0	0	0	1	2	2
6. I feel able to evaluate and select the most suitable scientific theory and methods in the field of study of the MD	4,60	0	0	0	0	2	3
7. In particular cases, I can reflect on ethics and social responsibility	4,00	1	0	1	0	1	2
8. As for the development of new working methods in the field of the MD, I am able to control complex situations	4,25	1	0	0	1	1	2
9. I am able to communicate scientific and technological research results clearly	4,40	0	0	0	0	3	2
10. I have developed sufficient autonomy to participate in research projects or scientific collaborations	4,40	0	0	0	0	3	2
	4,36	Average of section					



DEVELOPMENT OF TEACHING

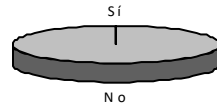
11. The content included in the course guides was covered as planned	3,60	0	0	1	1	2	1
12. The methodologies used in the different modules were suited to the competences required in the qualification	2,80	0	0	2	2	1	0
13. Overall, I think that the assessment process was suited to the competences taught in the qualification	4,00	0	0	0	2	1	2
14. I received enough information about career opportunities related to my qualification	3,20	0	1	1	1	0	2
15. I felt guided and well advised throughout the development of my studies	4,40	0	0	0	1	1	3
16. The information published on the website was helpful	3,80	0	1	0	0	2	2
	3,63	Average of section					



Scale used: 1 to 5 : Master degree accumulated Average

EXTERNAL INTERNSHIPS

17. Did you carry out external internships during your master's degree studies?	Yes	0	0,00%
	No	5	100,00%



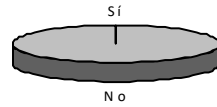
(Graduate survey)

AGGREGATE since: 2022

2242 - MÁSTER UNIVERSITARIO EN ECONOMÍA

MOBILITY PROGRAMMES: ERASMUS, SICUE/SENECA, INTERNATIONAL PROGRAMME OR OTHE


24. Did you participate in any mobility programme during your master's degree?	Yes	0	0,00%
	No	5	100,00%



AGGREGATE since: 2022

2242 - MÁSTER UNIVERSITARIO EN ECONOMÍA

TFM	Frequency Response							AVERAGE	N/C
	Strongly disagree...	1	2	3	4	Strongly agree			
34. The objectives of the master's degree final project were made clear from the beginning		0	1	0	1	3	4,20	0	
35. Requirements and assessment criteria for the master's degree final project were suitable and published in advance		0	1	0	0	4	4,20	0	
36. The mark assigned to my master's degree final project was suited to the requirements		0	1	1	0	3	4,00	0	
Indicates your level of satisfaction with:									
37. My tutor for the master's degree final project		0	1	0	0	4	4,40	0	
38. The master's degree final project that I carried out		0	1	0	0	4	4,40	0	
4,24 Average of section									

39. Do you have a job?			
Yes	2	40,00%	
No	3	60,00%	

EXPECTATIONS AND OCCUPATION

Considerare que en la situació del mercat laboral, la titulació cursada en la UV em va permetre o em permetrà:

	Frequency Response							AVERAGE	N/C
	Strongly disagree...	1	2	3	4	Strongly agree			
40. (If Yes) To find a better job than the one that I have now		0	0	0	1	0	*	0	
41. (If Not) To find the type of job for which I have prepared		2	0	0	1	0	*	2	
Indicate to what extent the answer that you gave to the previous question is due to the following factors:									
42. The training received during the qualification studied at the UV		0	2	0	1	2	2,60	0	
43. Current conditions of the labour market		0	1	1	1	2	2,80	0	

OVERALL

	Frequency Response							AVERAGE	N/C
	Strongly disagree...	1	2	3	4	Strongly agree			
Quality of lecturers		0	0	0	1	3	4,00	0	
Facilities and infrastructure		0	0	0	1	2	4,20	0	
Satisfaction with my personal experience, both academic and extracurricular, at the University of Valencia		0	0	0	1	1	4,40	0	
Would you recommend this qualification?		0	0	1	0	2	4,00	0	
The gender perspective has been present in a transversal way in this degree: use of egalitarian and inclusive language, promotion of the participation of women in the classroom and references of women authors in the bibliography.		5					*	5	
4,15 Average of section									

Scale used: 1 to 5 : Master degree accumulated Average

(Graduate survey)

AGGREGATE since: 2022

2242 - MÁSTER UNIVERSITARIO EN ECONOMÍA

(Graduate survey)

AGGREGATE since: 2022

2242 - MÁSTER UNIVERSITARIO EN ECONOMÍA

** Average of a section is calculated by weighting the number of responses for each item.*