

INFORME D'AVALUACIÓ DELS TÍTOLS OFICIALS.

(Graduate survey)

GRADO EN MAESTRO/A EN EDUCACIÓN INFANTIL

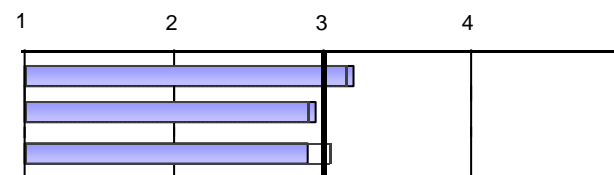
Year of completion 2022-2023

Gender	Male	1	4,55%
	Female	21	95,45%
The qualification that I have completed was my first choice in my application to the University	Yes	29	76,32%
	No	9	23,68%
Usual status during studies	Full-time student	29	78,38%
	Part-time student	8	21,62%

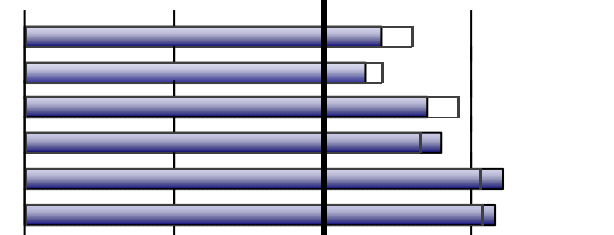
In the future, do you intend to pursue further studies?	Yes		63,16%	
	No		36,84%	
	Yes	24	63,16%	
What kind of studies?	Degree	5	21,74%	
	Master's degree	18	78,26%	
	Doctorate	0	0,00%	
Main reason	Specialisation	8	33,33%	
	Employability	10	41,67%	
	Career development	4	16,67%	
	Others	2	8,33%	

TRAINING PROCESS / CURRICULUM

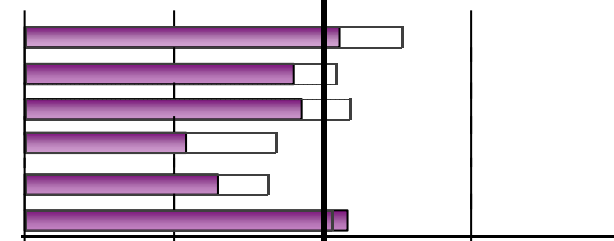
	Frequency Response						
	AVERAGE	N/C	1	2	3	4	5
1. I think that the curriculum has a coherent structure and a good timing	3,21	0	3	9	12	5	9
2. I believe that the curriculum combines theoretical and practical knowledge adequately	2,95	0	5	11	10	5	7
3. I think that the competences developed in my qualification adequately qualify me for professional practice	2,89	0	6	9	11	7	5
	3,02	Average of section					


DEVELOPMENT OF COMPETENCES DURING YOUR STUDIES AT UNIVERSITY


4. I have gained knowledge and theoretical and practical understanding in my field of study	3,39	0	3	6	10	11	8
5. I am able to apply the knowledge gained to professional practice in my field of study	3,29	0	4	3	16	8	7
6. I am capable of gathering and interpreting data and information in my field of study	3,70	1	2	4	10	8	13
7. I am able to solve problems in complex situations in my field of study	3,79	0	2	1	9	17	9
8. I am able to communicate clearly and accurately	4,21	0	3	1	1	13	20
9. I am able to identify my educational needs and to organise my learning adequately	4,16	0	1	3	3	13	18
	3,76	Average of section					


DEVELOPMENT OF TEACHING

10. The content included in the course guides was covered as planned	3,11	1	3	10	11	6	7
11. The methodologies used in the different modules were suited to the competences required in the qualification	2,81	1	8	7	10	8	4
12. Overall, I think that the assessment process was suited to the competences taught in the qualification	2,86	1	6	9	11	6	5
13. I received enough information about career opportunities related to my qualification	2,08	2	16	9	6	2	3
14. I felt guided and well advised throughout the development of my studies	2,30	1	13	11	7	1	5
15. The information published on the website was helpful	3,16	1	6	6	8	10	7
	2,72	Average of section					



Scale used: 1 to 5

 Global UV Average

INFORME D'AVALUACIÓ DELS TÍTOLS OFICIALS.
(Graduate survey)

GRADO EN MAESTRO/A EN EDUCACIÓN INFANTIL

Year of completion **2022-2023**

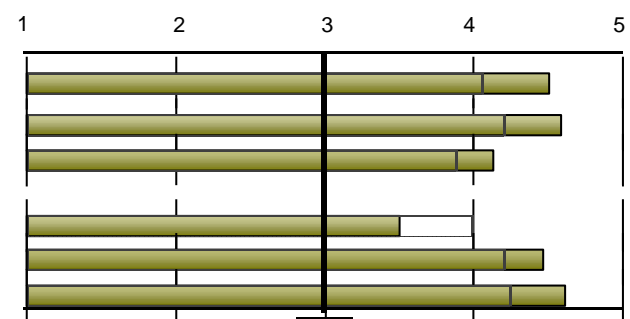
EXTERNAL INTERNSHIPS

16. Did you carry out external internships during your degree studies?	Yes	24	63,16%
	No	14	36,84%



Only those who have answered "	Frequency Response							AVERAGE	N/C
	1	2	3	4	5	Strongly disagree....Strongly agree			
17. Internships were consistent with the professional profiles of my qualification	0	1	0	3	2	18	4,50	0	
18. I believe that the internships helped me improve my training	0	1	0	2	2	19	4,58	0	
19. The organisation and management of the internships was adequate	0	1	1	4	6	12	4,12	0	
Indicates your level of satisfaction with:									
20. My academic tutor	0	4	2	4	6	8	3,50	0	
21. My tutor at the host company or institution	0	1	0	3	3	17	4,46	0	
22. My internships	1	0	0	2	5	16	4,61	1	
							4,29	Average of section	

Scale used: 1 to 5



Global UV Average

INFORME D' AVALUACIÓ DELS TÍTOLS OFICIALS.

(Graduate survey)

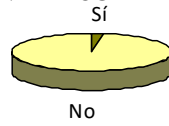
GRADO EN MAESTRO/A EN EDUCACIÓN INFANTIL

Year of completion **2022-2023**

MOBILITY PROGRAMMES: ERASMUS, SICUE/SENECA, INTERNATIONAL PROGRAMME OR OTHERS

23. Did you participate in any mobility programme during your degree studies?

Yes	1	2,63%
No	37	97,37%



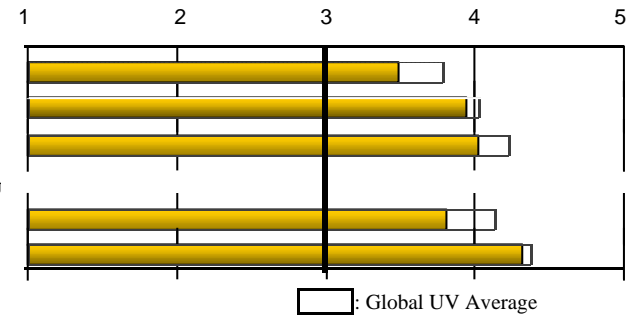
INFORME D'AVALUACIÓ DELS TÍTOLS OFICIALS.

(Graduate survey)

GRADO EN MAESTRO/A EN EDUCACIÓN INFANTIL

 Year of completion **2022-2023**
DEGREE FINAL PROJECT

	AVERAGE	N/C	Frequency Response				
			1	2	3	4	5
33. The objectives of the degree final project were made clear from the beginning	3,49	1	5	3	9	9	11
34. Requirements and assessment criteria for the degree final project were suitable and published in advance	3,94	2	2	0	11	8	15
35. The mark assigned to my degree final project was suited to the requirements	4,03	1	2	2	6	10	17
Indicates your level of satisfaction with:							
36. My tutor for the degree final project	3,81	1	5	3	3	9	17
37. The degree final project that I carried out	4,32	1	1	0	5	11	20
	3,92	Average of section					

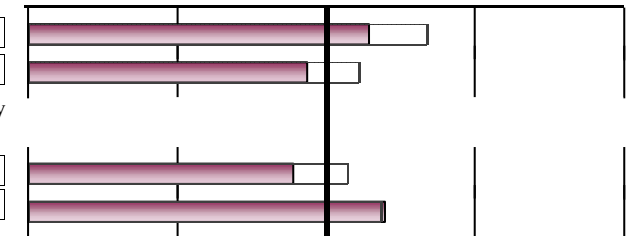


38. Do you have a job?	Yes	14	37,84%
	No	23	62,16%


EXPECTATIONS AND OCCUPATION

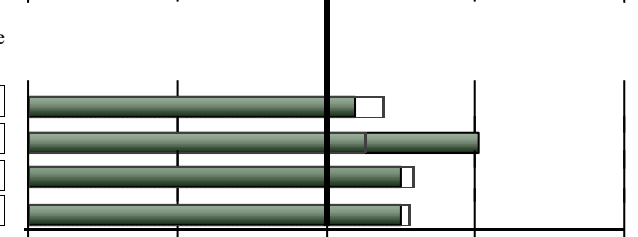
If so, I believe that given the current labour market situation, the qualification that I have studied will allow me:

	AVERAGE	N/C	Frequency Response				
			1	2	3	4	5
39. (If Yes) To find a better job than the one that I have now	3,29	0	3	1	3	3	4
40. (If Not) To find the type of job for which I have prepared	2,87	8	3	2	5	4	1



Indicate to what extent the answer that you gave to the previous question is due to the following factors:

	AVERAGE	N/C	None..... Completely				
			1	2	3	4	5
41. The training received during the qualification studied	2,78	1	5	12	11	4	5
42. Current conditions of the labour market	3,40	3	2	9	6	9	9


OVERALL

	AVERAGE	N/C	Frequency Response				
			1	2	3	4	5
Quality of lecturers	3,19	2	3	8	9	11	5
Facilities and infrastructure	4,03	2	2	2	4	13	15
Satisfaction with my personal experience, both academic and extracurricular, at the University of Valencia	3,50	2	4	4	8	10	10
Would you recommend this qualification?	3,50	2	2	6	12	4	12
	3,56	Average of section					

Scale used: 1 to 5 Global UV Average

INFORME D'AVALUACIÓ DELS TÍTOLS OFICIALS.

(Graduate survey)

GRADO EN MAESTRO/A EN EDUCACIÓN INFANTIL

TRAINING PROCESS / CURRICULUM													
BREAKDOWN	Completion course	Only courses is over 2 surveys collected	1.The curriculum has a coherent structure and a good timing		2.The curriculum combines theoretical and practical		3...the competences developed ... adequately quality		Average of section				
			n°surv.	average	n°surv.	average	n°surv.	average	n°surv.	average			
Aggregate		492	490	3,04	490	2,84	489	2,93					2,94
	2013-2014	17	17	2,88	17	2,82	17	2,76					2,82
	2014-2015	12	12	3	12	3	12	2,92					2,97
	2015-2016	52	52	3,08	52	2,96	52	3,19					3,08
	2016-2017	57	57	2,88	56	2,96	57	2,81					2,88
	2017-2018	59	58	2,98	59	2,61	59	2,83					2,81
	2018-2019	70	70	3,13	70	2,7	70	2,99					2,94
	2019-2020	70	70	2,81	70	2,67	69	2,61					2,70
	2020-2021	59	59	3,03	59	2,95	59	3,19					3,06
	2021-2022	52	51	3,39	51	3,06	50	3,18					3,21
	2022-2023	38	38	3,21	38	2,95	38	2,89					3,02

DEVELOPMENT OF COMPETENCES DURING YOUR STUDIES AT UNIVERSITY															
Completion course	n°surv.	average	4.I have gained knowledge and understanding in my field of study		5.I am able to apply the knowledge gained to professional		6.I am capable of gathering and interpreting data and information in		7.I am able to solve problems in complex situations in my field of study		8.I am able to communicate clearly and accurately		9.I am able to identify my educational needs and to organise my		Average of section
			n°surv.	average	n°surv.	average	n°surv.	average	n°surv.	average	n°surv.	average	n°surv.	average	
Aggregate	488	3,61	487	3,56	487	3,9	486	3,74	481	4,31	481	4,24		3,89	
2013-2014	17	3,71	17	3,41	17	3,76	17	3,76	17	4,18	17	4,29		3,85	
2014-2015	12	3,67	12	3,67	12	3,83	10	4	12	4,5	11	4,55		4,03	
2015-2016	51	3,71	50	3,64	51	4,08	51	3,71	48	4,31	48	4,31		3,95	
2016-2017	57	3,53	57	3,49	57	3,82	57	3,67	57	4,37	56	4,23		3,85	
2017-2018	59	3,64	59	3,44	59	3,9	59	3,78	58	4,29	58	4,24		3,88	
2018-2019	70	3,76	69	3,71	69	3,87	68	3,76	67	4,39	68	4,09		3,93	
2019-2020	68	3,43	70	3,43	69	3,77	70	3,7	70	4,17	70	4,27		3,80	
2020-2021	59	3,59	58	3,64	59	3,92	59	3,71	59	4,41	59	4,29		3,93	
2021-2022	51	3,88	51	3,9	51	4,24	51	3,86	49	4,41	50	4,28		4,09	
2022-2023	38	3,39	38	3,29	37	3,7	38	3,79	38	4,21	38	4,16		3,76	

INFORME D' AVALUACIÓ DELS TÍTOLS OFICIALS.

(Graduate survey)

GRADO EN MAESTRO/A EN EDUCACIÓN INFANTIL

		DEVELOPMENT OF TEACHING												
		10.The content included in the course guides was covered as planned		11.The methodologies used ...were suited to the competences		12.I think that the assessment process was suited to the competences		13.I received enough information about career opportunities		14.I felt guided and well advised...of my studies ...		15.The information published on the website was helpful		Average of section
Completion course		n°surv.	average	n°surv.	average	n°surv.	average	n°surv.	average	n°surv.	average	n°surv.	average	
Aggregate		469	3,19	478	2,83	477	3,17	477	2,47	480	2,56	449	3,21	2,90
	2013-2014	17	2,71	17	2,71	17	3,29	17	2,24	17	2,59	16	3,19	2,78
	2014-2015	11	2,45	11	2,36	11	2,91	11	2,27	11	2,09	11	2,91	2,50
	2015-2016	46	3,33	47	3,28	47	3,36	48	2,71	48	2,98	45	3,51	3,19
	2016-2017	54	3,11	54	2,57	55	3	55	2,45	55	2,24	53	3,23	2,76
	2017-2018	58	3,07	59	2,68	58	3,02	58	2,6	59	2,73	54	3,22	2,88
	2018-2019	69	3,17	69	2,81	70	3,21	70	2,37	70	2,59	64	3,17	2,88
	2019-2020	67	3,03	68	2,74	68	3,22	69	2,33	69	2,41	60	3,05	2,79
	2020-2021	56	3,38	59	2,95	58	3,33	57	2,56	59	2,53	56	3,04	2,96
	2021-2022	49	3,67	51	3,14	50	3,4	50	2,78	49	2,86	47	3,51	3,22
	2022-2023	37	3,11	37	2,81	37	2,86	36	2,08	37	2,3	37	3,16	2,72

		EXTERNAL INTERNSHIPS												
		17.Internships were consistent with the professional profiles of my		18.I believe that the internships helped me improve my training		19.The organisation and management of the internships was		Indicates your level of satisfaction with:				Average of section		
								20. My academic tutor		21.My tutor at the host company or		22. My internships		
Completion course		n°surv.	average	n°surv.	average	n°surv.	average	n°surv.	average	n°surv.	average	n°surv.	average	
Aggregate		321	4,62	323	4,76	325	4,13	319	3,85	313	4,47	318	4,6	4,41
	2013-2014	11	4,73	11	4,73	11	3,36	11	4,09	11	4,27	11	4,82	4,33
	2014-2015	6	4,33	6	4,5	6	4,17	6	3,5	6	3,67	5	4,4	4,09
	2015-2016	36	4,81	36	4,97	36	4,31	35	3,86	33	4,7	36	4,72	4,56
	2016-2017	30	4,73	30	4,9	30	4,43	29	4	28	4,54	29	4,69	4,55
	2017-2018	36	4,67	35	4,69	36	4,19	35	3,83	35	3,89	36	4,44	4,29
	2018-2019	50	4,66	50	4,82	52	3,92	52	3,87	51	4,53	51	4,51	4,38
	2019-2020	51	4,57	51	4,63	51	4,1	48	3,65	48	4,75	50	4,6	4,38
	2020-2021	43	4,56	45	4,78	45	4,11	43	3,98	41	4,46	42	4,6	4,41
	2021-2022	30	4,57	31	4,81	30	4,4	32	4,22	32	4,56	31	4,71	4,54
	2022-2023	24	4,5	24	4,58	24	4,12	24	3,5	24	4,46	23	4,61	4,29

INFORME D' AVALUACIÓ DELS TÍTOLS OFICIALS.

(Graduate survey)

GRADO EN MAESTRO/A EN EDUCACIÓN INFANTIL

		MOBILITY PROGRAMMES: ERASMUS, SICUE/SENECA, INTERNATIONAL PROGRAMME OR OTHERS																		
		25.I believe that the academic level at the host university was suitable		26.I think that the academic recognition of my study period in the		27.Attention and information received from the IIV in my mobility		28.This mobility period helped me improve my language skills		29.I believe that a mobility period is useful for the work/professional		Indicates your level of satisfaction with:				Average of section				
Completion course		n°surv.	average	n°surv.	average	n°surv.	average	n°surv.	average	n°surv.	average	30.The financial aid received		31.The teaching staff at the host		32.The mobility period that I spent		Average of section		
		n°surv.	average	n°surv.	average	n°surv.	average	n°surv.	average	n°surv.	average	n°surv.	average	n°surv.	average	n°surv.	average			
Aggregate		46	4,48	45	4,67	46	3,28	45	4,51	45	4,38	43	3,09	46	4,35	46	4,5	4,16		
2013-2014		1	*	1	*	1	*	1	*	1	*	1	*	1	*	1	*	*		
2014-2015		3	4,33	3	5	3	3	3	5	3	5	3	4,67	3	5	3	5	4,62		
2015-2016		5	4,8	5	5	5	2,4	5	4,8	5	5	5	3,8	5	4,6	5	4,8	4,40		
2016-2017		5	4,8	5	4,8	5	3,6	5	5	5	4,8	3	3,33	5	4,2	5	4,4	4,42		
2017-2018		5	4,2	5	4,8	5	4	5	5	5	4,8	5	3,2	5	4,2	5	4,4	4,32		
2018-2019		5	4,8	5	4,4	5	3	4	4,75	4	3,75	5	1,8	5	4	5	4,4	3,84		
2019-2020		10	4,5	10	4,6	10	3,8	10	4,5	10	4	9	2,67	10	4,3	10	4,4	4,11		
2020-2021		7	4,29	6	5	7	3	7	3,29	7	3,71	7	3,57	7	4,43	7	4,43	3,95		
2021-2022		3	4,67	3	4	3	3	3	4,67	3	5	3	3	3	4,67	3	5	4,25		
2022-2023		1	*	1	*	1	*	1	*	1	*	1	*	1	*	1	*	*		
		DEGREE FINAL PROJECT										EXPECTATIONS AND OCCUPATION								
		33.The objectives of the degree final project were made clear from the		34.Requirements and assessment criteria for the final project were		35.The mark assigned to my degree final project was suited to the		Indicates your level of satisfaction with:		Average of section	39.(If Yes) To find a better job than the one that I have now		40.(If Not) To find the type of job for which I have prepared		41.The training received during the qualification studied		42.Current conditions of the labour market			
Completion course		n°surv.	average	n°surv.	average	n°surv.	average	n°surv.	average	n°surv.	average	n°surv.	average	n°surv.	average	n°surv.	average	n°surv.	average	
Aggregate		476	3,44	472	3,85	469	4,06	479	3,79	477	4,23	3,87	175	3,71	234	3,24	460	3,06	451	3,1
2013-2014		17	3,53	17	3,65	17	4	17	4,06	17	4,35	3,92	2	*	14	3,43	17	3,24	17	3,24
2014-2015		11	2,36	11	3,18	11	3	11	3,27	11	4,36	3,24	4	3,75	7	2,57	11	2,73	11	2,55
2015-2016		49	3,63	49	3,78	49	3,98	50	3,94	50	4,24	3,91	15	3,6	31	3,26	48	3,31	49	3,33
2016-2017		54	3,5	54	3,76	53	3,96	53	3,75	53	4,25	3,84	21	3,67	29	3,62	50	3,02	51	3
2017-2018		57	3,33	56	3,96	56	4,23	59	3,78	59	4,2	3,90	20	3,7	32	3,38	56	3,18	56	3,14
2018-2019		69	3,48	68	3,9	69	4,16	69	3,96	69	4,28	3,95	29	3,86	32	3,06	68	3,09	66	3
2019-2020		69	3,33	69	3,81	66	4,05	69	3,67	68	4,18	3,80	26	3,88	28	2,82	67	2,67	63	2,89
2020-2021		58	3,5	58	3,86	56	3,98	59	3,64	59	4,17	3,83	27	3,67	22	3,41	56	3,25	54	3,11
2021-2022		49	3,53	48	4,06	49	4,31	49	3,94	49	4,18	4,00	16	3,69	20	3,55	44	3,27	44	3,16
2022-2023		37	3,49	36	3,94	37	4,03	37	3,81	37	4,32	3,92	14	3,29	15	2,87	37	2,78	35	3,4

INFORME D'AVALUACIÓ DELS TÍTOLS OFICIALS.

(Graduate survey)

GRADO EN MAESTRO/A EN EDUCACIÓN INFANTIL

Completion course	OVERALL									
	Quality of lecturers		Facilities and infrastructure		Satisfaction with my personal experience, both academic and		Would you recommend this qualification?		Average of section	
	n°surv.	average	n°surv.	average	n°surv.	average	n°surv.	average		
Aggregate	471	3,32	468	3,83	466	3,88	464	3,92		3,73
2013-2014	17	3,29	17	3,53	17	4,29	17	4,18		3,82
2014-2015	11	3,27	11	3,36	11	3,73	11	3,64		3,50
2015-2016	50	3,58	50	3,6	50	4,2	50	4,24		3,90
2016-2017	54	3,19	52	3,85	54	3,89	53	3,81		3,68
2017-2018	57	3,39	57	3,47	56	3,95	57	3,89		3,67
2018-2019	67	3,18	69	3,97	69	3,86	69	4,06		3,77
2019-2020	70	3,24	69	3,83	66	3,95	68	3,65		3,66
2020-2021	57	3,46	55	4,15	56	3,71	54	4,13		3,86
2021-2022	46	3,41	46	4,07	45	3,87	44	4,05		3,85
2022-2023	36	3,19	36	4,03	36	3,5	36	3,5		3,56

* The average item is calculated from three surveys rating.

Average of a section is calculated by weighting the number of responses for each item.