

EVALUATION OF DEGREE STUDIES.

(Graduate student survey)

Year of completion 2021-2022

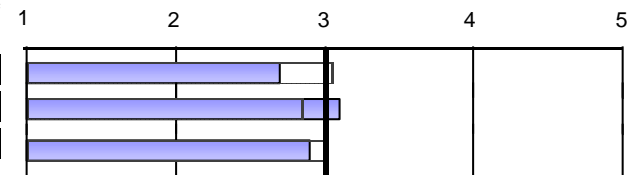
ESTUDY: GRADUADO EN TRADUCCIÓN Y MEDIACIÓN INTERLINGÜÍSTICA (INGLÉS); GRADUADO EN TRADUCCIÓN Y MEDIACIÓN INTERLINGÜÍSTICA (FRANCÉS); GRADUADO EN TRADUCCIÓN Y MEDIACIÓN INTERLINGÜÍSTICA (ALEMÁN);

Gender	Male	2	22,22%
	Female	7	77,78%
The qualification that I have completed was my first choice in my application to the University	Yes	10	100,00%
	No	0	0,00%
Usual status during studies	Full-time student	9	90,00%
	Part-time student	1	10,00%

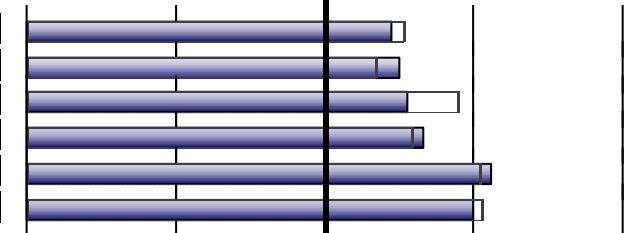
In the future, do you intend to pursue further studies?	Yes		80,00%	
	Yes	8	80,00%	
	No	2	20,00%	
What kind of studies?	Degree	0	0,00%	
	Master's degree	8	100,00%	
	Doctorate	0	0,00%	
Main reason	Specialisation	5	62,50%	
	Employability	1	12,50%	
	Career development	2	25,00%	
	Others	0	0,00%	

TRAINING PROCESS / CURRICULUM

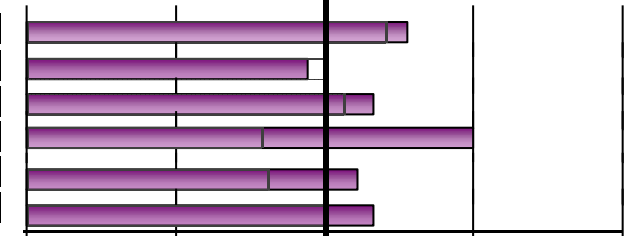
	Frequency Response						
	AVERAGE	N/C	1	2	3	4	5
1. I think that the curriculum has a coherent structure and a good timing	2,70	0	1	3	4	2	0
2. I believe that the curriculum combines theoretical and practical knowledge adequately	3,10	0	0	3	3	4	0
3. I think that the competences developed in my qualification adequately qualify me for professional practice	2,90	0	0	6	0	3	1
	2,90	Average of section					


DEVELOPMENT OF COMPETENCES DURING YOUR STUDIES AT UNIVERSITY

4. I have gained knowledge and theoretical and practical understanding in my field of study	3,44	1	0	2	1	6	0
5. I am able to apply the knowledge gained to professional practice in my field of study	3,50	0	0	1	4	4	1
6. I am capable of gathering and interpreting data and information in my field of study	3,56	1	1	1	0	6	1
7. I am able to solve problems in complex situations in my field of study	3,67	1	0	1	2	5	1
8. I am able to communicate clearly and accurately	4,11	1	0	0	1	6	2
9. I am able to identify my educational needs and to organise my learning adequately	4,00	1	0	1	1	4	3
	3,71	Average of section					


DEVELOPMENT OF TEACHING

10. The content included in the course guides was covered as planned	3,56	1	0	1	3	4	1
11. The methodologies used in the different modules were suited to the competences required in the qualification	2,89	1	1	1	5	2	0
12. Overall, I think that the assessment process was suited to the competences taught in the qualification	3,33	1	2	0	0	7	0
13. I received enough information about career opportunities related to my qualification	4,00	1	0	2	1	1	5
14. I felt guided and well advised throughout the development of my studies	3,22	1	2	0	2	4	1
15. The information published on the website was helpful	3,33	1	1	1	3	2	2
	3,39	Average of section					



Scale used: 1 to 5

 : Global UV Average

EVALUATION OF DEGREE STUDIES.

(Graduate student survey)

ESTUDY: GRADUADO EN TRADUCCIÓN Y MEDIACIÓN INTERLINGÜÍSTICA (INGLÉS); GRADUADO EN TRADUCCIÓN Y MEDIACIÓN INTERLINGÜÍSTICA (FRANCÉS); GRADUADO EN TRADUCCIÓN Y MEDIACIÓN INTERLINGÜÍSTICA (ALEMÁN);

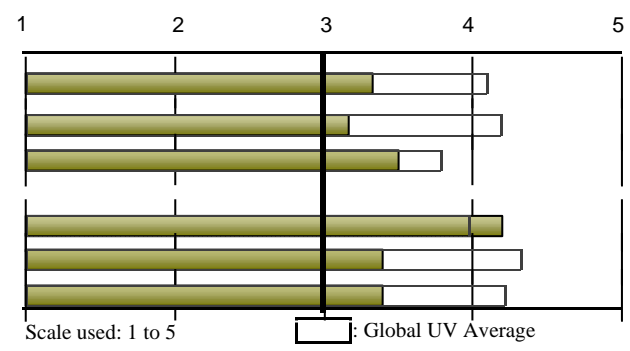
Year of completion 2021-2022

EXTERNAL INTERNSHIPS

16. Did you carry out external internships during your degree studies?	Yes	6	60,00%
	No	4	40,00%



Only those who have answered "	Frequency Response								
	AVERAGE	N/C	1	2	3	4	5		
17. Internships were consistent with the professional profiles of my qualification	3,33	0	0	2	2	0	2		
18. I believe that the internships helped me improve my training	3,17	0	0	2	2	1	1		
19. The organisation and management of the internships was adequate	3,50	0	0	2	1	1	2		
Indicates your level of satisfaction with:			Strongly dissatisfied...Strongly sa						
20. My academic tutor	4,20	1	0	0	2	0	3		
21. My tutor at the host company or institution	3,40	1	0	1	2	1	1		
22. My internships	3,40	1	0	2	0	2	1		
3,48 Average of section									



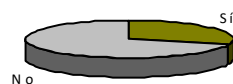
EVALUATION OF DEGREE STUDIES.
(Graduate student survey)

 ESTUDY: GRADUADO EN TRADUCCIÓN Y MEDIACIÓN INTERLINGÜÍSTICA (INGLÉS); GRADUADO EN TRADUCCIÓN Y MEDIACIÓN INTERLINGÜÍSTICA (FRANCÉS);
 GRADUADO EN TRADUCCIÓN Y MEDIACIÓN INTERLINGÜÍSTICA (ALEMÁN);

Year of completion 2021-2022

MOBILITY PROGRAMMES: ERASMUS, SICUE/SENECA, INTERNATIONAL PROGRAMME OR OTHERS

23. Did you participate in any mobility programme during your degree studies?	Yes	3	30,00%
	No	7	70,00%


Only those who have answered "
24. What mobility program you participated?

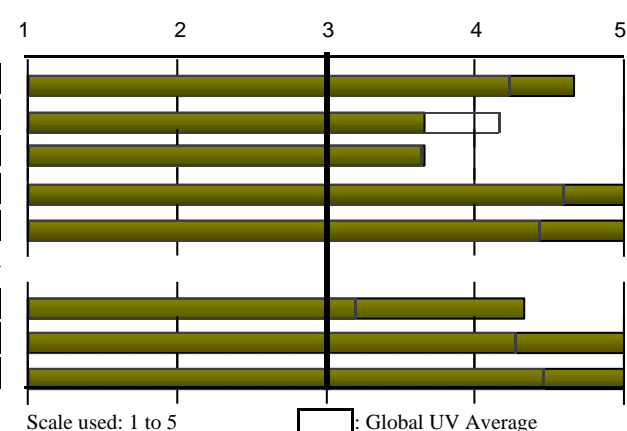
Erasmus	2	66,67%
SICUE/Séneca	0	0,00%
Programa internacional	1	33,33%
Another	0	0,00%

	AVERAGE	N/C	Frequency Response				
			1	2	3	4	5
25. I believe that the academic level at the host university was suitable	4,67	0	0	0	0	1	2
26. I think that the academic recognition of my study period in the host country was adequate	3,67	0	0	0	2	0	1
27. Attention and information received from the University of Valencia before, during and after my mobility perio	3,67	0	1	0	0	0	2
28. This mobility period helped me improve my language skills	5,00	0	0	0	0	0	3
29. I believe that a mobility period is useful for the work/professional environment after studies	5,00	0	0	0	0	0	3

Indicates your level of satisfaction with:

	AVERAGE	N/C	Strongly dissatisfied...Strongly sa				
			1	2	3	4	5
30. The financial aid received	4,33	0	0	0	1	0	2
31. The teaching staff at the host university	5,00	0	0	0	0	0	3
32. The mobility period that I spent at another university	5,00	0	0	0	0	0	3

4,54 Average of section

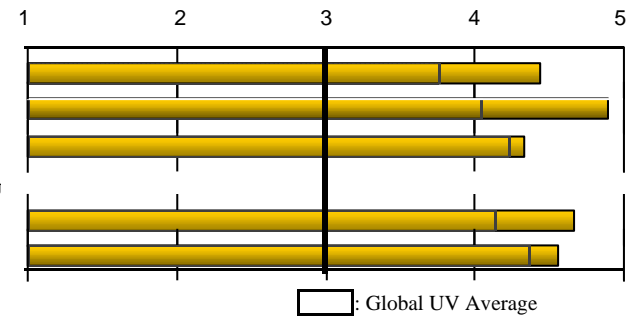


EVALUATION OF DEGREE STUDIES.
(Graduate student survey)

 Year of completion **2021-2022**

 ESTUDY: **GRADUADO EN TRADUCCIÓN Y MEDIACIÓN INTERLINGÜÍSTICA (INGLÉS); GRADUADO EN TRADUCCIÓN Y MEDIACIÓN INTERLINGÜÍSTICA (FRANCÉS); GRADUADO EN TRADUCCIÓN Y MEDIACIÓN INTERLINGÜÍSTICA (ALEMÁN);**
DEGREE FINAL PROJECT

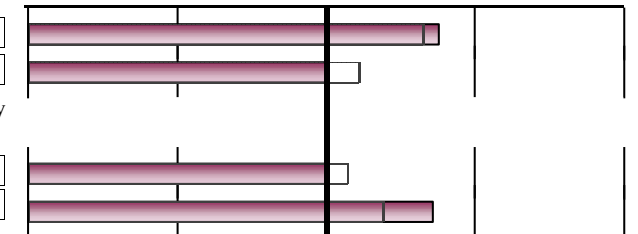
	Frequency Response						
	AVERAGE	N/C	1	2	3	4	5
33. The objectives of the degree final project were made clear from the beginning	4,44	1	0	0	1	3	5
34. Requirements and assessment criteria for the degree final project were suitable and published in advance	4,89	1	0	0	0	1	8
35. The mark assigned to my degree final project was suited to the requirements	4,33	1	0	1	1	1	6
Indicates your level of satisfaction with:							
36. My tutor for the degree final project	4,67	1	0	1	0	0	8
37. The degree final project that I carried out	4,56	1	0	0	0	4	5
	4,58	Average of section					



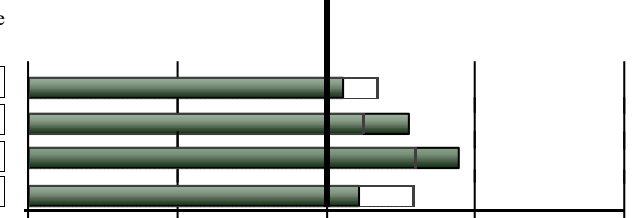
38. Do you have a job?	Yes	4	40,00%
	No	6	60,00%


EXPECTATIONS AND OCCUPATION

	Frequency Response						
	AVERAGE	N/C	1	2	3	4	5
39. (If Yes) To find a better job than the one that I have now	3,75	0	0	0	2	1	1
40. (If Not) To find the type of job for which I have prepared	3,00	4	0	0	2	0	0



	None..... Completely						
	N/C	1	2	3	4	5	
41. The training received during the qualification studied	3,00	3	1	0	4	2	0
42. Current conditions of the labour market	3,71	3	0	2	1	1	3


OVERALL

	Strongly disagree....Strongly agree						
	N/C	1	2	3	4	5	
Quality of lecturers	3,11	1	1	1	3	4	0
Facilities and infrastructure	3,56	1	0	0	5	3	1
Satisfaction with my personal experience, both academic and extracurricular, at the University of Valencia	3,89	1	1	0	0	6	2
Would you recommend this qualification?	3,22	1	0	2	3	4	0
	3,44	Average of section					

Scale used: 1 to 5 Global UV Average

EVALUATION OF DEGREE STUDIES.
(Graduate student survey)
ESTUDY: GRADUADO EN TRADUCCIÓN Y MEDIACIÓN INTERLINGÜÍSTICA (INGLÉS); GRADUADO EN TRADUCCIÓN Y MEDIACIÓN INTERLINGÜÍSTICA (FRANCÉS); GRADUADO EN TRADUCCIÓN Y MEDIACIÓN INTERLINGÜÍSTICA (ALEMÁN);

		TRAINING PROCESS / CURRICULUM								
BREAKDOWN	Completion course	Only courses is over 2 surveys collected		1.The curriculum has a coherent structure and a good timing		2.The curriculum combines theoretical and practical		3...the competences developed ... adequately qualify		Average of section
		n°surv.	average	n°surv.	average	n°surv.	average			
Aggregate	Collected	174		174	2,17	174	2,29	174	2,5	2,32
	2014-2015	13		13	2,46	13	2,62	13	2,77	2,62
	2015-2016	27		27	2,07	27	2,3	27	2,59	2,32
	2016-2017	20		20	2	20	2,4	20	2,5	2,30
	2017-2018	24		24	1,88	24	1,79	24	2,42	2,03
	2018-2019	24		24	2,25	24	2,38	24	2,25	2,29
	2019-2020	25		25	2,44	25	2,36	25	2,72	2,51
	2020-2021	22		22	2	22	2,09	22	2,32	2,14
	2021-2022	10		10	2,7	10	3,1	10	2,9	2,90

		DEVELOPMENT OF COMPETENCES DURING YOUR STUDIES AT UNIVERSITY												
BREAKDOWN	Completion course	4.I have gained knowledge and understanding in my field of study		5.I am able to apply the knowledge gained to professional		6.I am capable of gathering and interpreting data and information in		7.I am able to solve problems in complex situations in my field of study		8.I am able to communicate clearly and accurately		9.I am able to identify my educational needs and to organise my		Average of section
		n°surv.	average	n°surv.	average	n°surv.	average	n°surv.	average	n°surv.	average	n°surv.	average	
Aggregate	Collected	172	3,22	171	3,25	171	3,51	171	3,35	169	3,91	170	4,01	3,54
	2014-2015	13	3,31	12	3,67	13	3,85	13	3,69	11	3,55	13	4,08	3,69
	2015-2016	27	3,26	27	3,26	27	3,56	27	3,41	27	4,15	26	4,31	3,65
	2016-2017	20	3,25	20	3,15	20	3,75	20	3,45	20	4	20	4,15	3,62
	2017-2018	23	3,22	23	3,39	23	3,61	23	3,35	23	3,96	23	4,22	3,62
	2018-2019	24	3,17	24	3	24	3,29	24	3	24	3,83	24	3,92	3,37
	2019-2020	25	3,36	25	3,44	25	3,48	25	3,48	24	3,88	24	3,75	3,56
	2020-2021	22	2,95	21	2,95	21	3,24	21	3,05	22	3,73	22	3,82	3,29
	2021-2022	9	3,44	10	3,5	9	3,56	9	3,67	9	4,11	9	4	3,71

		DEVELOPMENT OF TEACHING												
BREAKDOWN	Completion course	10.The content included in the course guides was covered as planned		11.The methodologies used ...were suited to the competences		12.I think that the assessment process was suited to the competences		13.I received enough information about career opportunities		14.I felt guided and well advised...of my studies ...		15.The information published on the website was helpful		Average of section
		n°surv.	average	n°surv.	average	n°surv.	average	n°surv.	average	n°surv.	average	n°surv.	average	
Aggregate	Collected	167	2,93	166	2,42	166	2,85	167	2,66	166	2,43	160	2,74	2,67

Surveys collected: 10

Surveys collected since 2014 until: 01/03/2023

Printing date: 24/03/2023

EVALUATION OF DEGREE STUDIES.

(Graduate student survey)

 ESTUDY: GRADUADO EN TRADUCCIÓN Y MEDIACIÓN INTERLINGÜÍSTICA (INGLÉS); GRADUADO EN TRADUCCIÓN Y MEDIACIÓN INTERLINGÜÍSTICA (FRANCÉS);
 GRADUADO EN TRADUCCIÓN Y MEDIACIÓN INTERLINGÜÍSTICA (ALEMÁN);

2014-2015	13	3,15	13	2,69	13	3	13	2,62	13	2,46	13	2,31	2,71
2015-2016	24	2,83	23	2,52	23	2,74	24	2,67	24	2,42	23	2,65	2,64
2016-2017	19	3,26	19	2,32	18	2,78	18	2,78	19	2,47	18	3,39	2,83
2017-2018	23	2,91	22	2,32	23	2,57	23	2,83	22	2,45	22	2,41	2,59
2018-2019	24	2,62	24	2,42	24	2,79	24	2,58	24	2,25	24	2,58	2,54
2019-2020	25	3,16	25	2,52	25	3,24	25	2,72	24	2,58	22	2,91	2,86
2020-2021	22	2,68	22	2,23	22	2,91	22	2,09	22	2,05	20	2,7	2,44
2021-2022	9	3,56	9	2,89	9	3,33	9	4	9	3,22	9	3,33	3,39

EXTERNAL INTERNSHIPS

Completion course	17.Internships were consistent with the professional profiles of my		18.I believe that the internships helped me improve my training		19.The organisation and management of the internships was		Indicates your level of satisfaction with:						Average of section	
	n°surv.	average	n°surv.	average	n°surv.	average	20. My academic tutor		21.My tutor at the host company or		22. My internships			
	n°surv.	average	n°surv.	average	n°surv.	average	n°surv.	average	n°surv.	average	n°surv.	average	n°surv.	average
Aggregate	92	3,67	92	3,73	92	3,08	89	3,48	89	3,81	90	3,7	3,58	
2014-2015	9	4	9	3,67	9	3	9	2,44	9	4,11	9	4	3,54	
2015-2016	16	3,81	16	4,25	16	3,62	16	3,62	16	4,06	16	4,19	3,93	
2016-2017	10	4,1	10	4,3	10	3	10	4,3	9	4,22	10	4	3,98	
2017-2018	13	3,54	13	3,46	13	2,54	12	2,75	13	3,08	13	3,15	3,09	
2018-2019	9	3,33	9	3,22	9	3	9	3,56	9	3,67	9	3,11	3,31	
2019-2020	12	4,08	12	4,17	12	4,08	11	4,27	11	4,73	11	4,45	4,29	
2020-2021	12	3,08	12	3	12	2,17	12	3,42	12	3	12	3	2,94	
2021-2022	6	3,33	6	3,17	6	3,5	5	4,2	5	3,4	5	3,4	3,48	

MOBILITY PROGRAMMES: ERASMUS, SICUE/SENECA, INTERNATIONAL PROGRAMME OR OTHERS

Completion course	25.I believe that the academic level at the host university was suitable		26.I think that the academic recognition of my study period in the		27.Attention and information received from the UV in my mobility		28.This mobility period helped me improve my language skills		29.I believe that a mobility period is useful for the work/professional		Indicates your level of satisfaction with:						
	n°surv.	average	n°surv.	average	n°surv.	average	n°surv.	average	n°surv.	average	30.The financial aid received		31.The teaching staff at the host		32.The mobility period that I spent		Average of section
	n°surv.	average	n°surv.	average	n°surv.	average	n°surv.	average	n°surv.	average	n°surv.	average	n°surv.	average	n°surv.	average	
Aggregate	90	4,38	88	4,08	90	2,83	90	4,62	88	4,51	91	2,79	90	4,36	88	4,57	4,01
2014-2015	7	4	7	4,14	7	3	7	4,43	7	4,71	7	2,57	7	3,86	7	4,43	3,89
2015-2016	18	4,39	17	4	18	2,83	18	4,72	18	4,61	18	2	18	4,44	17	4,53	3,94
2016-2017	8	4,38	8	4,5	9	2,78	9	4,78	9	4,89	9	3	8	4,62	8	4,75	4,19
2017-2018	13	4,46	13	4,08	13	2,77	13	4,62	12	4,25	13	2,85	13	4,38	13	4,77	4,02
2018-2019	10	4,7	10	4,1	10	2,4	10	4,8	9	4,33	10	2,9	10	4,1	10	4,4	3,96

Surveys collected: 10

Surveys collected since 2014

until: 01/03/2023

Printing date:

24/03/2023

EVALUATION OF DEGREE STUDIES.
(Graduate student survey)
ESTUDY: GRADUADO EN TRADUCCIÓN Y MEDIACIÓN INTERLINGÜÍSTICA (INGLÉS); GRADUADO EN TRADUCCIÓN Y MEDIACIÓN INTERLINGÜÍSTICA (FRANCÉS); GRADUADO EN TRADUCCIÓN Y MEDIACIÓN INTERLINGÜÍSTICA (ALEMÁN);

2019-2020	12	4,42	11	4,09	11	3	12	4,83	12	4,67	12	2,92	12	4,58	11	4,82	4,17
2020-2021	14	4,14	14	4,07	14	3,14	13	4,23	13	4,31	14	3,29	14	4,14	14	4,29	3,95
2021-2022	3	4,67	3	3,67	3	3,67	3	5	3	5	3	4,33	3	5	3	5	4,54

Completion course	DEGREE FINAL PROJECT											EXPECTATIONS AND OCCUPATION							
	33.The objectives of the degree final project were made clear from the		34.Requirements and assessment criteria for the final project were		35.The mark assigned to my degree final project was suited to the		Indicates your level of satisfaction with:		Average of section	39.(If Yes) To find a better job than the one that I have now		40.(If Not) To find the type of job for which I have prepared		41.The training received during the qualification studied		42.Current conditions of the labour market			
	n°surv.	average	n°surv.	average	n°surv.	average	n°surv.	average		n°surv.	average	n°surv.	average	n°surv.	average	n°surv.	average	n°surv.	average
Aggregate	162	3,66	161	3,93	159	4,16	165	4,21	162	4,39	4,07	58	2,9	86	2,66	155	3,14	152	3,38
2014-2015	13	3,92	13	4,08	12	4,67	13	4,15	13	4,38	4,23	5	3,6	6	2,83	11	3,18	11	3,36
2015-2016	24	3,75	24	3,79	25	3,92	25	4,48	23	4,43	4,07	10	3,2	13	2,77	23	3,26	21	3,67
2016-2017	19	3,63	19	3,89	19	3,84	19	3,95	19	4,58	3,98	6	3	12	2,25	19	3,26	19	3,05
2017-2018	21	3,24	21	3,48	21	4,1	22	4	22	4,09	3,79	13	3	7	2,14	21	3,29	21	3,52
2018-2019	23	3,43	23	3,83	23	4,04	23	3,87	23	4,26	3,89	8	2,62	12	2,83	21	3	21	3,43
2019-2020	23	3,87	23	4,13	22	4,36	24	4,46	23	4,52	4,27	6	2,17	16	2,75	23	3,22	22	3,41
2020-2021	21	3,57	20	3,95	19	4,32	21	4	21	4,38	4,04	3	2	13	2,77	21	3	21	3,05
2021-2022	9	4,44	9	4,89	9	4,33	9	4,67	9	4,56	4,58	4	3,75	2	*	7	3	7	3,71

Completion course	OVERALL									
	Quality of lecturers		Facilities and infrastructure		Satisfaction with my personal experience, both academic and		Would you recommend this qualification?		Average of section	
	n°surv.	average	n°surv.	average	n°surv.	average	n°surv.	average		
Aggregate	162	3,12	165	2,71	165	3,42	163	2,62	2,97	
2014-2015	13	3,23	13	2,62	13	3,46	13	2,85	3,04	
2015-2016	25	3,16	25	2,8	25	3,8	23	2,87	3,16	
2016-2017	19	3,05	19	2,89	19	3,53	19	2,47	2,99	
2017-2018	22	3	22	2,18	22	3,09	22	2,23	2,62	
2018-2019	20	2,95	23	2,83	23	3,35	23	2,83	2,99	
2019-2020	24	3,46	24	2,83	24	3,62	24	2,75	3,17	
2020-2021	21	3	21	2,62	21	3,05	21	2,19	2,71	
2021-2022	9	3,11	9	3,56	9	3,89	9	3,22	3,44	

* The average item is calculated from three surveys rating.

Average of a section is calculated by weighting the number of responses for each item.