

EVALUATION OF DEGREE STUDIES

(Graduate survey)

GRADO EN ADMINISTRACIÓN Y DIRECCIÓN DE EMPRESAS

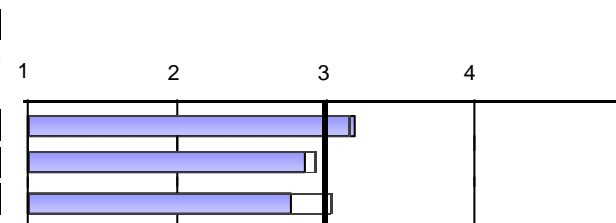
Year of completion **2023-2024**

Gender	Male	7	33,33%
	Female	14	66,67%
The qualification that I have completed was my first choice in my application to the University	Yes	14	66,67%
	No	7	33,33%
Usual status during studies	Full-time student	21	100,00%
	Part-time student	0	0,00%

In the future, do you intend to pursue further studies?			What kind of studies?			Main reason		
Yes	16	76,19%	Degree	0	0,00%	Specialisation	10	62,50%
			Master's degree	16	100,00%	Employability	4	25,00%
No	5	23,81%	Doctorate	0	0,00%	Career development	2	12,50%
						Others	0	0,00%


TRAINING PROCESS / CURRICULUM

	AVERAGE	N/C	1	2	3	4	5
1. I think that the curriculum has a coherent structure and a good timing	3,19	0	2	4	6	6	3
2. I believe that the curriculum combines theoretical and practical knowledge adequately	2,86	0	3	6	6	3	3
3. I think that the competences developed in my qualification adequately qualify me for professional practice	2,76	0	5	5	5	2	4
	2,94	Average of section					



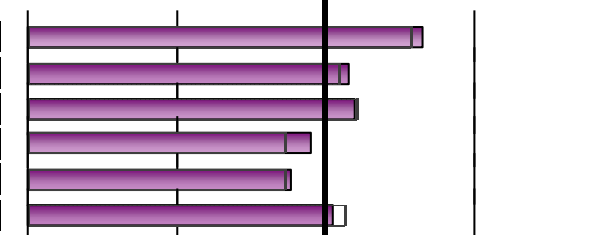
DEVELOPMENT OF COMPETENCES DURING YOUR STUDIES AT UNIVERSITY

4. I have gained knowledge and theoretical and practical understanding in my field of study	3,38	0	0	5	6	7	3
5. I am able to apply the knowledge gained to professional practice in my field of study	3,05	0	3	4	5	7	2
6. I am capable of gathering and interpreting data and information in my field of study	3,14	0	1	6	6	5	3
7. I am able to solve problems in complex situations in my field of study	3,57	0	3	0	5	8	5
8. I am able to communicate clearly and accurately	4,24	0	0	2	2	6	11
9. I am able to identify my educational needs and to organise my learning adequately	4,65	1	0	0	0	7	13
	3,66	Average of section					



DEVELOPMENT OF TEACHING

10. The content included in the course guides was covered as planned	3,65	1	0	4	3	9	4
11. The methodologies used in the different modules were suited to the competences required in the qualification	3,15	1	2	4	5	7	2
12. Overall, I think that the assessment process was suited to the competences taught in the qualification	3,19	0	3	2	6	8	2
13. I received enough information about career opportunities related to my qualification	2,90	1	4	6	2	4	4
14. I felt guided and well advised throughout the development of my studies	2,76	0	5	5	4	4	3
15. The information published on the website was helpful	3,05	1	3	3	7	4	3
	3,11	Average of section					



Scale used: 1 to 5

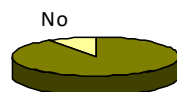
: Global UV Average

Year of completion 2023-2024

GRADO EN ADMINISTRACIÓN Y DIRECCIÓN DE EMPRESAS

EXTERNAL INTERNSHIPS

16. Did you carry out external internships during your degree studies?	Yes	19	90,48%
	No	2	9,52%



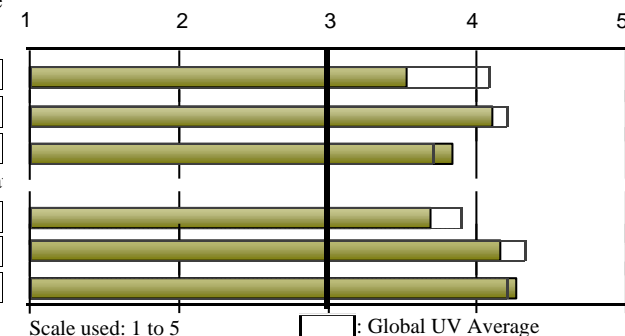
Sí

Frequency Response

Strongly disagree....Strongly agree

Only those who have answered "

	AVERAGE	N/C	1	2	3	4	5
17. Internships were consistent with the professional profiles of my qualification	3,53	0	2	2	5	4	6
18. I believe that the internships helped me improve my training	4,11	0	1	1	2	6	9
19. The organisation and management of the internships was adequate	3,84	0	2	1	3	5	8
Indicates your level of satisfaction with:							
20. My academic tutor	3,68	0	4	1	2	2	10
21. My tutor at the host company or institution	4,16	0	2	0	2	4	11
22. My internships	4,26	0	1	0	3	4	11
	3,93	Average of section					



Year of completion 2023-2024

GRADO EN ADMINISTRACIÓN Y DIRECCIÓN DE EMPRESAS

MOBILITY PROGRAMMES: ERASMUS, SICUE/SENECA, INTERNATIONAL PROGRAMME OR OTHERS

23. Did you participate in any mobility programme during your degree studies?	Yes	8	38,10%
	No	13	61,90%



Only those who have answered "

24. What mobility program you participated?

Erasmus	8	100,00%
SICUE/Séneca	0	0,00%
Programa internacional	0	0,00%
Another	0	0,00%

	AVERAGE	N/C	1	2	3	4	5
25. I believe that the academic level at the host university was suitable	3,88	0	1	1	0	2	4
26. I think that the academic recognition of my study period in the host country was adequate	3,62	0	1	1	0	4	2
27. Attention and information received from the University of Valencia before, during and after my mobility perio	4,25	0	0	1	1	1	5
28. This mobility period helped me improve my language skills	4,38	0	0	0	1	3	4
29. I believe that a mobility period is useful for the work/professional environment after studies	4,00	1	1	0	0	3	3

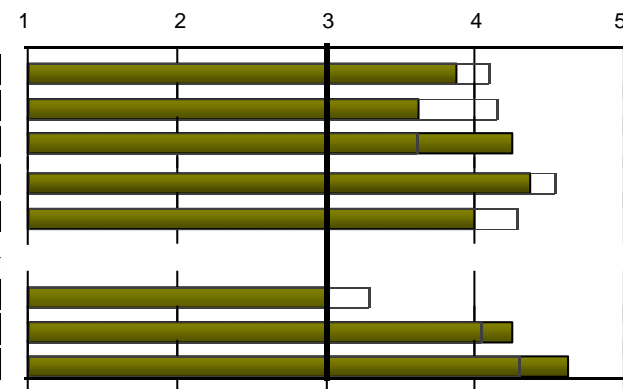
Indicates your level of satisfaction with:

	AVERAGE	N/C	1	2	3	4	5
30. The financial aid received	3,00	0	2	1	2	1	2
31. The teaching staff at the host university	4,25	0	0	0	1	4	3
32. The mobility period that I spent at another university	4,62	0	0	0	0	3	5

4,00 Average of section

Frequency Response

Strongly disagree....Strongly agree



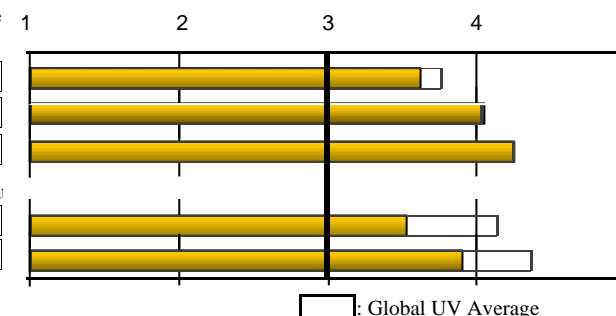
Scale used: 1 to 5

: Global UV Average

Year of completion 2023-2024

DEGREE FINAL PROJECT

	AVERAGE	N/C	1	2	3	4	5
33. The objectives of the degree final project were made clear from the beginning	3,62	0	2	2	5	5	7
34. Requirements and assessment criteria for the degree final project were suitable and published in advance	4,05	0	1	1	3	7	9
35. The mark assigned to my degree final project was suited to the requirements	4,25	1	0	1	5	2	12
Indicates your level of satisfaction with:							
36. My tutor for the degree final project	3,52	0	4	4	1	1	11
37. The degree final project that I carried out	3,90	0	2	2	3	3	11
	3,87	Average of section					



38. Do you have a job?	Yes	8	38,10%
	No	13	61,90%



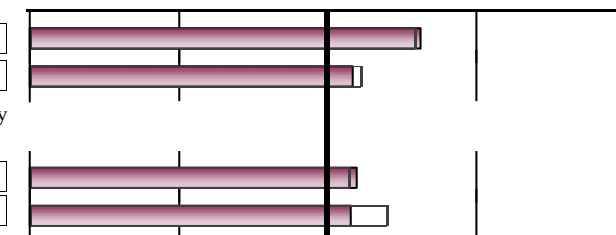
EXPECTATIONS AND OCCUPATION

If so, I believe that given the current labour market situation, the qualification that I have studied will allow me:

	AVERAGE	N/C	1	2	3	4	5
39. (If Yes) To find a better job than the one that I have now	3,62	0	1	0	2	3	2
40. (If Not) To find the type of job for which I have prepared	3,17	7	0	2	1	3	0

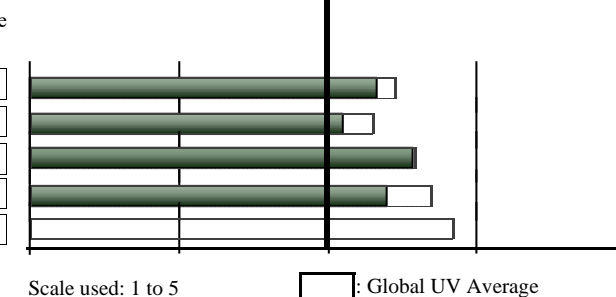
Indicate to what extent the answer that you gave to the previous question is due to the following factors:

	AVERAGE	N/C	1	2	3	4	5
41. The training received during the qualification studied	3,20	1	1	3	10	3	3
42. Current conditions of the labour market	3,15	1	0	7	5	6	2



OVERALL

	AVERAGE	N/C	1	2	3	4	5
Quality of lecturers	3,33	0	2	2	6	9	2
Facilities and infrastructure	3,10	0	2	5	6	5	3
Satisfaction with my personal experience, both academic and extracurricular, at the University of Valencia	3,57	0	1	3	4	9	4
Would you recommend this qualification?	3,40	1	3	1	3	11	2
The gender perspective has been present in a transversal way in this degree: use of egalitarian and inclusive language, promotion of the participation of women in the classroom and references of women authors in the bibliography.	4,00	2	0	0	1	0	1
	3,36	Average of section					



EVALUATION OF DEGREE STUDIES

(Graduate survey)

GRADO EN ADMINISTRACIÓN Y DIRECCIÓN DE EMPRESAS

BREAKDOWN	TRAINING PROCESS / CURRICULUM												
	Only courses is over 2 surveys collected		1.The curriculum has a coherent structure and a good timing		2.The curriculum combines theoretical and practical		3...the competences developed ... adequately qualify		Average of section				
	Completion course	Collected	n°surv.	average	n°surv.	average	n°surv.	average					
Aggregate		519	516	3,26	518	2,74	517	2,75					2,92
	2023-2024	21	21	3,19	21	2,86	21	2,76					2,94
	2022-2023	44	44	3	44	2,73	44	2,89					2,87
	2021-2022	48	48	3,62	48	3,17	48	3,12					3,31
	2020-2021	67	67	3,19	67	2,6	67	2,61					2,80
	2019-2020	61	61	3,23	61	2,74	61	2,77					2,91
	2018-2019	58	58	3,29	58	2,83	58	2,67					2,93
DEVELOPMENT OF COMPETENCES DURING YOUR STUDIES AT UNIVERSITY													
Completion course	4.I have gained knowledge and understanding in my field of study		5.I am able to apply the knowledge gained to professional		6.I am capable of gathering and interpreting data and information in		7.I am able to solve problems in complex situations in my field of study		8.I am able to communicate clearly and accurately		9.I am able to identify my educational needs and to organise my		Average of section
	n°surv.	average	n°surv.	average	n°surv.	average	n°surv.	average	n°surv.	average	n°surv.	average	
Aggregate	515	3,36	512	3,19	514	3,68	511	3,46	510	3,95	510	4,08	3,62
2023-2024	21	3,38	21	3,05	21	3,14	21	3,57	21	4,24	20	4,65	3,66
2022-2023	44	3,41	44	3,45	44	3,77	44	3,66	43	3,56	43	3,84	3,61
2021-2022	48	3,54	48	3,56	48	3,9	47	3,83	47	4,11	48	4,06	3,83
2020-2021	67	3,33	66	3,23	66	3,47	66	3,45	66	3,89	66	3,91	3,55
2019-2020	60	3,3	60	3,13	61	3,75	59	3,32	60	3,92	61	3,97	3,57
2018-2019	58	3,31	58	3,09	58	3,71	57	3,44	56	4,02	57	4,14	3,61

EVALUATION OF DEGREE STUDIES

(Graduate survey)

GRADO EN ADMINISTRACIÓN Y DIRECCIÓN DE EMPRESAS

		DEVELOPMENT OF TEACHING												Average of section
		10.The content included in the course guides was covered as planned		11.The methodologies used ...were suited to the competences		12.I think that the assessment process was suited to the competences		13.I received enough information about career opportunities		14.I felt guided and well advised...of my studies ...		15.The information published on the website was helpful		
Completion course		n°surv.	average	n°surv.	average	n°surv.	average	n°surv.	average	n°surv.	average	n°surv.	average	
Aggregate		496	3,61	500	3,12	501	3,16	501	2,67	503	2,59	484	3,21	3,06
	2023-2024	20	3,65	20	3,15	21	3,19	20	2,9	21	2,76	20	3,05	3,11
	2022-2023	44	3,48	43	3,05	44	2,82	43	2,58	44	2,66	43	2,88	2,91
	2021-2022	47	3,91	47	3,51	46	3,48	47	3,17	47	3,19	45	3,33	3,43
	2020-2021	65	3,66	66	3,18	66	3,17	64	2,61	65	2,42	63	2,98	3,01
	2019-2020	58	3,43	59	3,14	59	3,14	59	2,8	58	2,57	57	3,07	3,02
	2018-2019	57	3,49	56	3	57	3,02	57	2,4	57	2,58	52	3,19	2,94
		EXTERNAL INTERNSHIPS												Average of section
		17.Internships were consistent with the professional profiles of my	18.I believe that the internships helped me improve my training	19.The organisation and management of the internships was	Indicates your level of satisfaction with:									
					20. My academic tutor		21.My tutor at the host company or		22. My internships					
Completion course		n°surv.	average	n°surv.	average	n°surv.	average	n°surv.	average	n°surv.	average	n°surv.	average	
Aggregate		430	3,84	429	4,03	428	3,86	428	3,98	428	4,15	427	4,08	3,99
	2023-2024	19	3,53	19	4,11	19	3,84	19	3,68	19	4,16	19	4,26	3,93
	2022-2023	36	3,75	36	4,06	36	4,06	35	4,11	35	4,31	36	4,33	4,10
	2021-2022	42	4,4	42	4,4	42	4,38	42	4,14	42	4,45	42	4,45	4,37
	2020-2021	59	3,85	59	3,93	57	3,6	59	4,02	59	3,93	59	3,9	3,87
	2019-2020	49	3,98	48	4,23	49	3,84	49	4,37	49	4,31	49	4,18	4,15
	2018-2019	45	3,82	45	3,82	45	3,82	45	4,13	45	4,24	45	4,02	3,98

EVALUATION OF DEGREE STUDIES

(Graduate survey)

GRADO EN ADMINISTRACIÓN Y DIRECCIÓN DE EMPRESAS

		MOBILITY PROGRAMMES: ERASMUS, SICUE/SENECA, INTERNATIONAL PROGRAMME OR OTHERS																		
		25.I believe that the academic level at the host university was suitable		26.I think that the academic recognition of my study period in the		27.Attention and information received from the UV in my mobility		28.This mobility period helped me improve my language skills		29.I believe that a mobility period is useful for the work/professional		Indicates your level of satisfaction with:								Average of section
												30.The financial aid received		31.The teaching staff at the host		32.The mobility period that I spent				
Completion course		n°surv.	average	n°surv.	average	n°surv.	average	n°surv.	average	n°surv.	average	n°surv.	average	n°surv.	average	n°surv.	average			
Aggregate		147	4,37	148	4,2	148	3,5	145	4,57	146	4,47	148	3,02	148	4,3	144	4,58	4,12		
	2023-2024	8	3,88	8	3,62	8	4,25	8	4,38	7	4	8	3	8	4,25	8	4,62	4,00		
	2022-2023	12	4,08	13	4,23	13	3,62	13	3,92	13	4,15	13	3,23	13	4,23	13	4,23	3,96		
	2021-2022	10	4,4	10	4,2	10	4,2	10	4,4	10	4,2	10	3,5	10	4,4	10	4,7	4,25		
	2020-2021	25	4,8	25	4,36	25	3,4	25	4,32	25	4,36	25	3,16	25	4,2	24	4,62	4,15		
	2019-2020	21	3,95	21	3,71	21	3,43	21	4,52	21	4,33	21	3,29	21	4	21	4,33	3,95		
	2018-2019	14	4,5	14	4,43	14	3,79	14	4,86	14	4,57	14	3	14	4,43	13	4,92	4,31		
		DEGREE FINAL PROJECT										EXPECTATIONS AND OCCUPATION								
		33.The objectives of the degree final project were made clear from the		34.Requirements and assessment criteria for the final project were		35.The mark assigned to my degree final project was suited to the		Indicates your level of satisfaction with:				Average of section	39.(If Yes) To find a better job than the one that I have now		40.(If Not) To find the type of job for which I have prepared		41.The training received during the qualification studied		42.Current conditions of the labour market	
								36.My tutor for the degree final project		37.The degree final project that I										
Completion course		n°surv.	average	n°surv.	average	n°surv.	average	n°surv.	average	n°surv.	average		n°surv.	average	n°surv.	average	n°surv.	average	n°surv.	average
Aggregate		503	3,61	501	3,92	494	4,09	505	3,92	500	4,2	3,95	234	3,53	196	3,2	486	3,19	479	3,23
	2023-2024	21	3,62	21	4,05	20	4,25	21	3,52	21	3,9	3,87	8	3,62	6	3,17	20	3,2	20	3,15
	2022-2023	42	3,79	42	4,05	42	4	42	3,93	42	4,5	4,05	19	3,63	12	3,17	41	3,15	41	3,32
	2021-2022	48	3,9	48	4,25	48	4,4	48	4,17	48	4,52	4,25	25	3,84	15	3,67	47	3,45	46	3,39
	2020-2021	65	3,55	65	3,88	62	4,15	65	4,02	65	4,31	3,98	22	3,32	29	3,1	64	3,2	62	3,08
	2019-2020	60	3,8	59	4,15	59	4,27	60	4,15	59	4,42	4,16	22	3,45	30	3,03	56	3	55	3,04
	2018-2019	58	3,53	58	3,76	56	3,93	58	3,84	58	3,86	3,78	24	3,33	26	3,35	56	3,18	55	3,31

GRADO EN ADMINISTRACIÓN Y DIRECCIÓN DE EMPRESAS

		OVERALL								
		Quality of lecturers		Facilities and infrastructure		Satisfaction with my personal experience, both academic and		Would you recommend this qualification?		Average of section
Completion course		n°surv.	average	n°surv.	average	n°surv.	average	n°surv.	average	
Aggregate		499	3,36	502	3,39	500	3,86	499	3,58	3,55
	2023-2024	21	3,33	21	3,1	21	3,57	20	3,4	3,36
	2022-2023	41	3,12	41	3,12	41	3,73	41	3,34	3,33
	2021-2022	47	3,6	47	3,43	47	3,87	47	3,77	3,66
	2020-2021	64	3,34	64	3,14	64	3,78	64	3,42	3,42
	2019-2020	60	3,33	60	3,45	60	3,92	60	3,58	3,57
	2018-2019	56	3,36	58	3,4	57	3,74	57	3,56	3,51

* The average item is calculated from three surveys rating.
 Average of a section is calculated by weighting the number of responses for each item.