

EVALUATION OF DEGREE STUDIES

(Graduate survey)

GRADO EN FINANZAS Y CONTABILIDAD

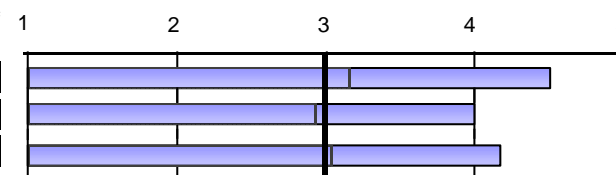
Year of completion **2023-2024**

Gender	Male	3	50,00%
	Female	3	50,00%
The qualification that I have completed was my first choice in my application to the University	Yes	6	100,00%
	No	0	0,00%
Usual status during studies	Full-time student	4	80,00%
	Part-time student	1	20,00%

In the future, do you intend to pursue further studies?			What kind of studies?			Main reason		
Yes	5	83,33%	Degree	0	0,00%	Specialisation	2	50,00%
			Master's degree	4	100,00%	Employability	0	0,00%
			Doctorate	0	0,00%	Career development	0	0,00%
No	1	16,67%				Others	2	50,00%


TRAINING PROCESS / CURRICULUM

	AVERAGE	N/C	1	2	3	4	5
1. I think that the curriculum has a coherent structure and a good timing	4,50	0	0	0	0	3	3
2. I believe that the curriculum combines theoretical and practical knowledge adequately	4,00	0	0	0	2	2	2
3. I think that the competences developed in my qualification adequately qualify me for professional practice	4,17	0	0	0	1	3	2
	4,22	Average of section					




DEVELOPMENT OF COMPETENCES DURING YOUR STUDIES AT UNIVERSITY

4. I have gained knowledge and theoretical and practical understanding in my field of study	4,67	0	0	0	0	2	4
5. I am able to apply the knowledge gained to professional practice in my field of study	4,50	0	0	0	0	3	3
6. I am capable of gathering and interpreting data and information in my field of study	4,60	1	0	0	0	2	3
7. I am able to solve problems in complex situations in my field of study	4,17	0	0	0	1	3	2
8. I am able to communicate clearly and accurately	4,20	1	0	0	1	2	2
9. I am able to identify my educational needs and to organise my learning adequately	4,60	1	0	0	0	2	3
	4,45	Average of section					



DEVELOPMENT OF TEACHING

10. The content included in the course guides was covered as planned	4,00	1	0	1	0	2	2
11. The methodologies used in the different modules were suited to the competences required in the qualification	3,80	1	0	1	1	1	2
12. Overall, I think that the assessment process was suited to the competences taught in the qualification	3,80	1	1	0	0	2	2
13. I received enough information about career opportunities related to my qualification	4,40	1	0	0	1	1	3
14. I felt guided and well advised throughout the development of my studies	3,80	1	1	0	1	0	3
15. The information published on the website was helpful	4,20	1	0	0	1	2	2
	4,00	Average of section					



Scale used: 1 to 5

: Global UV Average

Year of completion 2023-2024

GRADO EN FINANZAS Y CONTABILIDAD

EXTERNAL INTERNSHIPS

16. Did you carry out external internships during your degree studies?	Yes	5	83,33%
	No	1	16,67%



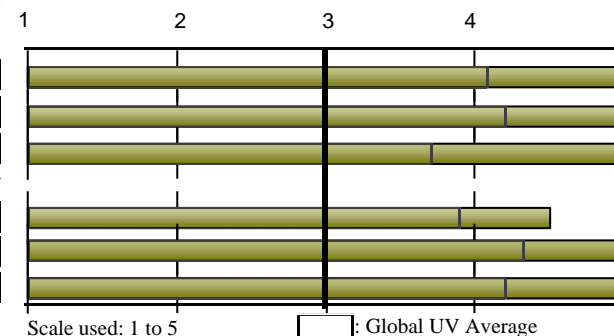
Sí

Frequency Response

Strongly disagree....Strongly agree

Only those who have answered "

	AVERAGE	N/C	1	2	3	4	5
17. Internships were consistent with the professional profiles of my qualification	5,00	0	0	0	0	0	5
18. I believe that the internships helped me improve my training	5,00	0	0	0	0	0	5
19. The organisation and management of the internships was adequate	5,00	0	0	0	0	0	5
Indicates your level of satisfaction with:							
20. My academic tutor	4,50	1	0	0	1	0	3
21. My tutor at the host company or institution	5,00	0	0	0	0	0	5
22. My internships	5,00	0	0	0	0	0	5
	4,93	Average of section					



Scale used: 1 to 5

Global UV Average

EVALUATION OF DEGREE STUDIES

(Graduate survey)

Year of completion 2023-2024

GRADO EN FINANZAS Y CONTABILIDAD

MOBILITY PROGRAMMES: ERASMUS, SICUE/SENECA, INTERNATIONAL PROGRAMME OR OTHERS

23. Did you participate in any mobility programme during your degree studies?

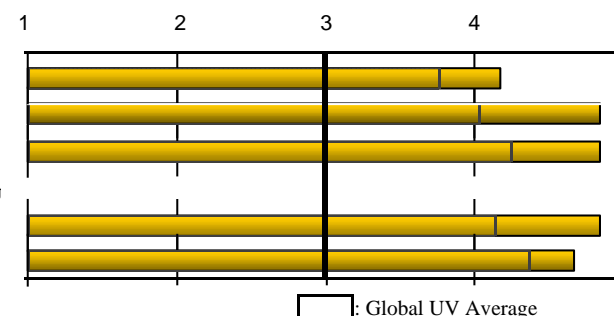
Yes	2	33,33%
No	4	66,67%



Year of completion 2023-2024

DEGREE FINAL PROJECT

	AVERAGE	N/C	1	2	3	4	5
33. The objectives of the degree final project were made clear from the beginning	4,17	0	1	0	0	1	4
34. Requirements and assessment criteria for the degree final project were suitable and published in advance	4,83	0	0	0	0	1	5
35. The mark assigned to my degree final project was suited to the requirements	4,83	0	0	0	0	1	5
Indicates your level of satisfaction with:							
36. My tutor for the degree final project	4,83	0	0	0	0	1	5
37. The degree final project that I carried out	4,67	0	0	0	0	2	4
	4,67	Average of section					



38. Do you have a job?	Yes	3	50,00%
	No	3	50,00%



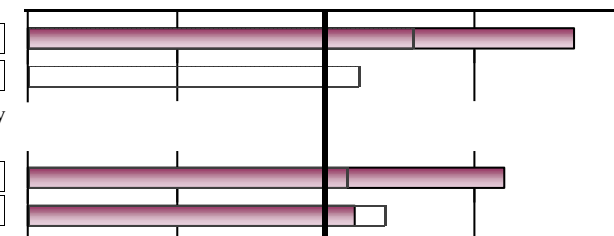
EXPECTATIONS AND OCCUPATION

If so, I believe that given the current labour market situation, the qualification that I have studied will allow me:

	AVERAGE	N/C	1	2	3	4	5
39. (If Yes) To find a better job than the one that I have now	4,67	0	0	0	0	1	2
40. (If Not) To find the type of job for which I have prepared	3,50	1	0	0	1	1	0

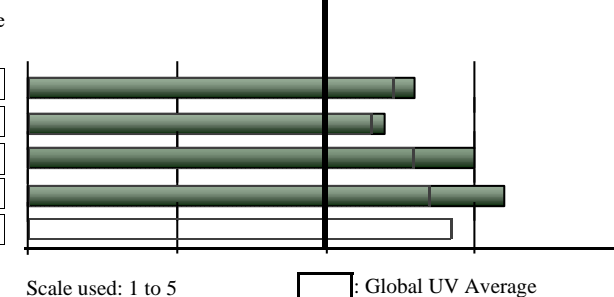
Indicate to what extent the answer that you gave to the previous question is due to the following factors:

	AVERAGE	N/C	1	2	3	4	5
41. The training received during the qualification studied	4,20	1	0	0	1	2	2
42. Current conditions of the labour market	3,20	1	0	1	3	0	1



OVERALL

	AVERAGE	N/C	1	2	3	4	5
Quality of lecturers	3,60	1	0	1	1	2	1
Facilities and infrastructure	3,40	1	0	2	0	2	1
Satisfaction with my personal experience, both academic and extracurricular, at the University of Valencia	4,00	1	0	0	2	1	2
Would you recommend this qualification?	4,20	1	0	0	1	2	2
The gender perspective has been present in a transversal way in this degree: use of egalitarian and inclusive language, promotion of the participation of women in the classroom and references of women authors in the bibliography.	3,80						
	3,80	Average of section					



EVALUATION OF DEGREE STUDIES

(Graduate survey)

GRADO EN FINANZAS Y CONTABILIDAD

BREAKDOWN		TRAINING PROCESS / CURRICULUM												
		Only courses is over 2 surveys collected		1.The curriculum has a coherent structure and a good timing		2.The curriculum combines theoretical and practical		3...the competences developed ... adequately qualify		Average of section				
		Completion course	Collected	n°surv.	average	n°surv.	average	n°surv.	average					
Aggregate		165		165	3,81	164	3,59	164	3,63		3,68			
	2023-2024	6		6	4,5	6	4	6	4,17		4,22			
	2022-2023	8		8	3,88	8	4	8	3,62		3,83			
	2021-2022	14		14	3,64	14	3,29	14	3,57		3,50			
	2020-2021	11		11	3,64	11	3,36	11	3,55		3,52			
	2019-2020	17		17	4,12	17	3,65	17	3,29		3,69			
	2018-2019	14		14	3,86	14	3,57	14	3,64		3,69			
		DEVELOPMENT OF COMPETENCES DURING YOUR STUDIES AT UNIVERSITY												
		4.I have gained knowledge and understanding in my field of study		5.I am able to apply the knowledge gained to professional		6.I am capable of gathering and interpreting data and information in		7.I am able to solve problems in complex situations in my field of study		8.I am able to communicate clearly and accurately		9.I am able to identify my educational needs and to organise my		Average of section
Completion course		n°surv.	average	n°surv.	average	n°surv.	average	n°surv.	average	n°surv.	average	n°surv.	average	
Aggregate		164	3,86	163	3,78	162	4,05	163	3,74	163	3,83	161	4,14	3,90
	2023-2024	6	4,67	6	4,5	5	4,6	6	4,17	5	4,2	5	4,6	4,45
	2022-2023	8	3,75	8	3,75	8	4,38	7	4	8	4,25	8	4,38	4,09
	2021-2022	14	3,43	14	3,43	14	3,71	14	3,21	14	3,21	14	3,71	3,45
	2020-2021	11	3,91	11	4,18	11	4,36	11	3,82	11	4	11	4,18	4,08
	2019-2020	17	3,59	17	3,76	17	4,12	17	3,65	17	3,82	16	4,06	3,83
	2018-2019	14	3,71	14	3,57	14	4	14	3,79	14	4,29	14	4,36	3,95

EVALUATION OF DEGREE STUDIES

(Graduate survey)

GRADO EN FINANZAS Y CONTABILIDAD

DEVELOPMENT OF TEACHING														
		10.The content included in the course guides was covered as planned		11.The methodologies used ...were suited to the competences		12.I think that the assessment process was suited to the competences		13.I received enough information about career opportunities		14.I felt guided and well advised...of my studies ...		15.The information published on the website was helpful		Average of section
Completion course		n°surv.	average	n°surv.	average	n°surv.	average	n°surv.	average	n°surv.	average	n°surv.	average	
Aggregate		156	3,72	160	3,62	160	3,74	158	3,32	157	3,17	152	3,59	3,53
	2023-2024	5	4	5	3,8	5	3,8	5	4,4	5	3,8	5	4,2	4,00
	2022-2023	8	4,5	8	3,88	8	3,75	8	3,62	8	3,62	8	3,38	3,79
	2021-2022	13	3,77	14	3,57	14	3,29	14	2,93	14	2,71	14	3	3,20
	2020-2021	11	3,82	11	3,55	11	3,45	11	3,27	11	3	11	3,73	3,47
	2019-2020	17	3,71	17	3,71	17	4	17	3,65	17	3,41	17	3,82	3,72
	2018-2019	14	3,36	14	3,36	14	3,64	14	3	13	2,69	11	3,45	3,25
EXTERNAL INTERNSHIPS														
		17.Internships were consistent with the professional profiles of my		18.I believe that the internships helped me improve my training		19.The organisation and management of the internships was		Indicates your level of satisfaction with:						Average of section
Completion course		n°surv.	average	n°surv.	average	n°surv.	average	20. My academic tutor		21.My tutor at the host company or		22. My internships		
Aggregate		137	4,13	137	4,25	137	4,01	136	4,07	137	4,43	137	4,24	4,19
	2023-2024	5	5	5	5	5	5	4	4,5	5	5	5	5	4,93
	2022-2023	6	4,17	6	4,17	6	4,83	6	3,83	6	4,83	6	4,67	4,42
	2021-2022	13	4,31	13	4,62	13	3,92	13	4	13	4,62	13	4,46	4,32
	2020-2021	10	4,2	10	4,4	10	3,8	10	4	10	4,2	10	4	4,10
	2019-2020	15	4,53	15	4,4	15	4,07	15	4,27	15	4,87	15	4,53	4,44
	2018-2019	13	4	13	4,08	13	4,31	13	3,92	13	4,62	13	4,31	4,21

EVALUATION OF DEGREE STUDIES

(Graduate survey)

GRADO EN FINANZAS Y CONTABILIDAD

		MOBILITY PROGRAMMES: ERASMUS, SICUE/SENECA, INTERNATIONAL PROGRAMME OR OTHERS																			
		25.I believe that the academic level at the host university was suitable		26.I think that the academic recognition of my study period in the		27.Attention and information received from the UV in my mobility		28.This mobility period helped me improve my language skills		29.I believe that a mobility period is useful for the work/professional		Indicates your level of satisfaction with:								Average of section	
												30.The financial aid received		31.The teaching staff at the host		32.The mobility period that I spent					
Completion course		n°surv.	average	n°surv.	average	n°surv.	average	n°surv.	average	n°surv.	average	n°surv.	average	n°surv.	average	n°surv.	average				
Aggregate		18	4	18	4,33	18	3,94	18	4,28	18	4,5	18	2,72	18	4,22	18	4,5	4,06			
2023-2024		2	*	2	*	2	*	2	*	2	*	2	*	2	*	2	*	*			
2022-2023		1	*	1	*	1	*	1	*	1	*	1	*	1	*	1	*	*			
2021-2022			*		*		*		*		*		*		*		*	*			
2020-2021			*		*		*		*		*		*		*		*	*			
2019-2020		1	*	1	*	1	*	1	*	1	*	1	*	1	*	1	*	*			
2018-2019		4	4,25	4	4,75	4	3,5	4	4	4	4,75	4	2,75	4	4,25	4	4,5	4,09			
		DEGREE FINAL PROJECT										EXPECTATIONS AND OCCUPATION									
		33.The objectives of the degree final project were made clear from the		34.Requirements and assessment criteria for the final project were		35.The mark assigned to my degree final project was suited to the		Indicates your level of satisfaction with:		Average of section		39.(If Yes) To find a better job than the one that I have now		40.(If Not) To find the type of job for which I have prepared		41.The training received during the qualification studied		42.Current conditions of the labour market			
								36.My tutor for the degree final project												37.The degree final project that I	
Completion course		n°surv.	average	n°surv.	average	n°surv.	average	n°surv.	average	n°surv.	average			n°surv.	average	n°surv.	average	n°surv.	average		
Aggregate		160	3,51	159	3,89	155	4,13	159	3,98	158	4,13	3,93		59	3,85	75	3,48	157	3,6	152	3,34
2023-2024		6	4,17	6	4,83	6	4,83	6	4,83	6	4,67	4,67		3	4,67	2	*	5	4,2	5	3,2
2022-2023		8	3,88	8	4,38	8	4,25	8	4,12	8	4,25	4,18		3	3,33	2	*	7	3,71	7	3,14
2021-2022		14	3,29	14	3,43	14	4,14	14	4,21	14	3,93	3,80		7	4,29	3	3,33	14	3,29	14	2,93
2020-2021		11	3	11	3,45	11	3,36	11	3,18	11	3,55	3,31		3	3,67	6	4,17	11	3,55	11	2,73
2019-2020		17	3,41	17	4	17	4,18	17	4	17	4,24	3,96		7	3	7	3,57	17	3,47	16	3,31
2018-2019		14	3,71	14	3,86	14	4,29	14	4,07	14	4,36	4,06		5	4,2	7	3,57	12	3,5	13	3,31

GRADO EN FINANZAS Y CONTABILIDAD

		OVERALL								
		Quality of lecturers		Facilities and infrastructure		Satisfaction with my personal experience, both academic and		Would you recommend this qualification?		Average of section
Completion course		n°surv.	average	n°surv.	average	n°surv.	average	n°surv.	average	
Aggregate		160	3,71	157	3,59	159	4,19	159	4,36	3,96
	2023-2024	5	3,6	5	3,4	5	4	5	4,2	3,80
	2022-2023	8	3,5	8	3	8	4	8	4,12	3,66
	2021-2022	14	3,5	13	2,92	14	3,57	14	4,07	3,53
	2020-2021	11	3,55	11	3,55	11	4,18	11	4,09	3,84
	2019-2020	17	3,88	17	3,94	17	4,29	17	4,53	4,16
	2018-2019	14	3,43	14	3,71	14	4,21	14	4,5	3,96

* The average item is calculated from three surveys rating.
 Average of a section is calculated by weighting the number of responses for each item.