

Year of completion 2023-2024

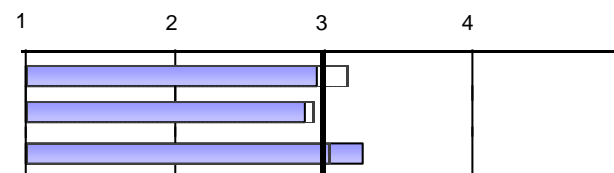
GRADO EN ENFERMERÍA

Gender	Male	4	17,39%
	Female	19	82,61%
The qualification that I have completed was my first choice in my application to the University	Yes	12	52,17%
	No	11	47,83%
Usual status during studies	Full-time student	21	95,45%
	Part-time student	1	4,55%

In the future, do you intend to pursue further studies?			What kind of studies?			Main reason		
Yes	10	43,48%	Degree	1	11,11%	Specialisation	8	80,00%
			Master's degree	7	77,78%	Employability	0	0,00%
			Doctorate	1	11,11%	Career development	2	20,00%
No	13	56,52%				Others	0	0,00%

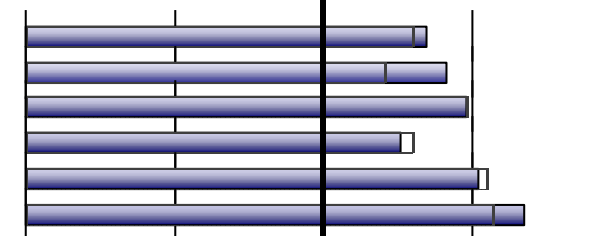
TRAINING PROCESS / CURRICULUM

	AVERAGE	N/C	1	2	3	4	5
1. I think that the curriculum has a coherent structure and a good timing	2,96	0	1	7	7	8	0
2. I believe that the curriculum combines theoretical and practical knowledge adequately	2,87	0	3	7	5	6	2
3. I think that the competences developed in my qualification adequately qualify me for professional practice	3,26	0	0	4	10	8	1
	3,03	Average of section					



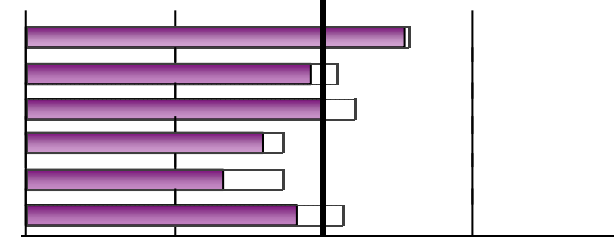
DEVELOPMENT OF COMPETENCES DURING YOUR STUDIES AT UNIVERSITY

4. I have gained knowledge and theoretical and practical understanding in my field of study	3,70	0	0	2	5	14	2
5. I am able to apply the knowledge gained to professional practice in my field of study	3,83	0	0	1	7	10	5
6. I am capable of gathering and interpreting data and information in my field of study	3,96	0	0	1	4	13	5
7. I am able to solve problems in complex situations in my field of study	3,52	0	0	4	7	8	4
8. I am able to communicate clearly and accurately	4,04	0	0	0	6	10	7
9. I am able to identify my educational needs and to organise my learning adequately	4,35	0	0	0	2	11	10
	3,90	Average of section					



DEVELOPMENT OF TEACHING

10. The content included in the course guides was covered as planned	3,55	1	1	2	6	10	3
11. The methodologies used in the different modules were suited to the competences required in the qualification	2,91	1	2	7	7	3	3
12. Overall, I think that the assessment process was suited to the competences taught in the qualification	3,00	1	1	6	10	2	3
13. I received enough information about career opportunities related to my qualification	2,59	1	4	9	4	2	3
14. I felt guided and well advised throughout the development of my studies	2,32	1	7	7	4	2	2
15. The information published on the website was helpful	2,82	1	4	3	9	5	1
	2,86	Average of section					



Scale used: 1 to 5

: Global UV Average

Year of completion 2023-2024

GRADO EN ENFERMERÍA

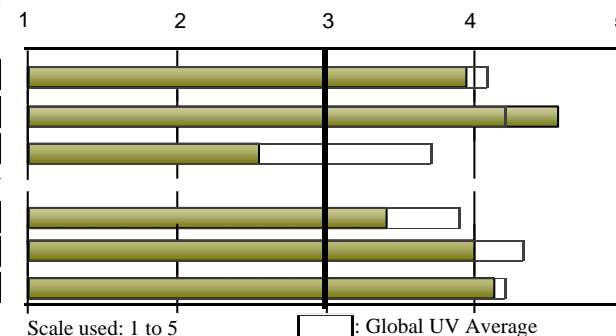
EXTERNAL INTERNSHIPS

16. Did you carry out external internships during your degree studies?	Yes	18	78,26%
	No	5	21,74%



Si

		Frequency Response							
		Strongly disagree....Strongly agree							
		AVERAGE	N/C	1	2	3	4	5	
Only those who have answered "									
17. Internships were consistent with the professional profiles of my qualification		3,94	0	2	0	2	7	7	
18. I believe that the internships helped me improve my training		4,56	0	0	0	1	6	11	
19. The organisation and management of the internships was adequate		2,56	0	5	4	4	4	1	
Indicates your level of satisfaction with:				Strongly dissatisfied...Strongly sa					
20. My academic tutor		3,41	1	2	2	3	7	3	
21. My tutor at the host company or institution		4,00	2	0	1	3	7	5	
22. My internships		4,12	2	0	1	1	9	5	
		3,76	Average of section						



EVALUATION OF DEGREE STUDIES

(Graduate survey)

Year of completion 2023-2024

GRADO EN ENFERMERÍA

MOBILITY PROGRAMMES: ERASMUS, SICUE/SENECA, INTERNATIONAL PROGRAMME OR OTHERS

23. Did you participate in any mobility
programme during your degree studies?

Yes	1	4,35%
No	22	95,65%



Year of completion 2023-2024

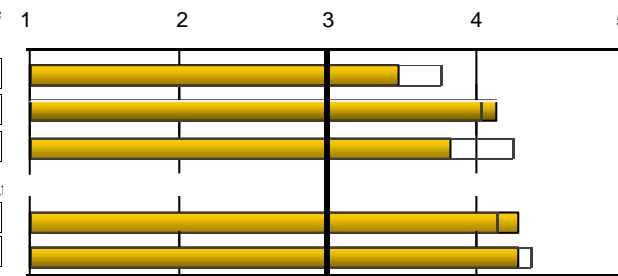
GRADO EN ENFERMERÍA

DEGREE FINAL PROJECT

	AVERAGE	N/C	1	2	3	4	5
33. The objectives of the degree final project were made clear from the beginning	3,48	0	2	4	4	7	6
34. Requirements and assessment criteria for the degree final project were suitable and published in advance	4,13	0	1	1	2	9	10
35. The mark assigned to my degree final project was suited to the requirements	3,83	0	2	3	1	8	9
Indicates your level of satisfaction with:							
36. My tutor for the degree final project	4,27	1	2	2	0	2	16
37. The degree final project that I carried out	4,27	1	1	0	1	10	10
	3,99						

Frequency Response

Strongly disagree....Strongly agree



: Global UV Average

38. Do you have a job?

Yes	17	73,91%
No	6	26,09%



Sí

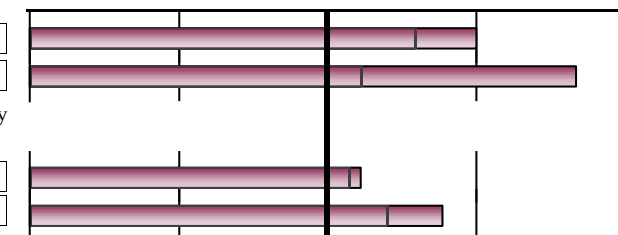
EXPECTATIONS AND OCCUPATION

If so, I believe that given the current labour market situation, the qualification that I have studied will allow me:

	AVERAGE	N/C	1	2	3	4	5
39. (If Yes) To find a better job than the one that I have now	4,00	0	0	1	5	4	7
40. (If Not) To find the type of job for which I have prepared	4,67	3	0	0	0	1	2

Frequency Response

Strongly disagree....Strongly agree



Indicate to what extent the answer that you gave to the previous question is due to the following factors:

	AVERAGE	N/C	1	2	3	4	5
41. The training received during the qualification studied	3,23	1	0	3	13	4	2
42. Current conditions of the labour market	3,77	1	0	2	7	7	6

None..... Completely

N/C

Strongly disagree....Strongly agree

N/C

OVERALL

Quality of lecturers	3,59	1	1	2	8	5	6
Facilities and infrastructure	2,83	0	5	5	4	7	2
Satisfaction with my personal experience, both academic and extracurricular, at the University of Valencia	3,35	0	0	6	7	6	4
Would you recommend this qualification?	3,77	1	0	4	4	7	7
The gender perspective has been present in a transversal way in this degree: use of egalitarian and inclusive language, promotion of the participation of women in the classroom and references of women authors in the bibliography.	4,00	3	0	0	1	1	1
	3,40						

Average of section

Scale used: 1 to 5

: Global UV Average

EVALUATION OF DEGREE STUDIES

(Graduate survey)

GRADO EN ENFERMERÍA

BREAKDOWN		TRAINING PROCESS / CURRICULUM												
		Only courses is over 2 surveys collected		1.The curriculum has a coherent structure and a good timing		2.The curriculum combines theoretical and practical		3...the competences developed ... adequately qualify		Average of section				
		Completion course	Collected	n°surv.	average	n°surv.	average	n°surv.	average					
Aggregate		451		448	2,96	448	2,92	446	3,48	3,12				
	2023-2024	23		23	2,96	23	2,87	23	3,26	3,03				
	2022-2023	34		34	2,88	34	3	34	3,47	3,12				
	2021-2022	35		35	3,11	35	2,8	35	3,46	3,12				
	2020-2021	44		44	3,07	44	3,14	43	3,51	3,24				
	2019-2020	34		34	2,97	34	2,82	34	3,12	2,97				
	2018-2019	45		45	2,91	45	2,8	45	3,44	3,05				
		DEVELOPMENT OF COMPETENCES DURING YOUR STUDIES AT UNIVERSITY												
		4.I have gained knowledge and understanding in my field of study		5.I am able to apply the knowledge gained to professional		6.I am capable of gathering and interpreting data and information in		7.I am able to solve problems in complex situations in my field of study		8.I am able to communicate clearly and accurately		9.I am able to identify my educational needs and to organise my		Average of section
Completion course		n°surv.	average	n°surv.	average	n°surv.	average	n°surv.	average	n°surv.	average	n°surv.	average	
Aggregate		449	3,72	449	3,77	446	3,95	445	3,58	444	4,04	445	4,16	3,87
	2023-2024	23	3,7	23	3,83	23	3,96	23	3,52	23	4,04	23	4,35	3,90
	2022-2023	34	3,85	34	3,79	34	3,97	34	3,71	34	4,12	34	4,15	3,93
	2021-2022	35	3,8	35	3,83	34	3,94	35	3,57	33	4	33	4,15	3,88
	2020-2021	44	3,86	44	3,91	44	3,98	44	3,59	44	4,11	44	4,18	3,94
	2019-2020	34	3,26	34	3,47	34	3,71	33	3,27	34	4,03	33	4,06	3,63
	2018-2019	45	3,82	45	3,93	45	4,04	45	3,67	45	4,11	45	4,16	3,96

GRADO EN ENFERMERÍA

DEVELOPMENT OF TEACHING														
		10.The content included in the course guides was covered as planned		11.The methodologies used ...were suited to the competences		12.I think that the assessment process was suited to the competences		13.I received enough information about career opportunities		14.I felt guided and well advised...of my studies ...		15.The information published on the website was helpful		Average of section
Completion course		n°surv.	average	n°surv.	average	n°surv.	average	n°surv.	average	n°surv.	average	n°surv.	average	
Aggregate		434	3,18	434	3	436	3,08	437	2,68	437	2,79	423	3,11	2,97
	2023-2024	22	3,55	22	2,91	22	3	22	2,59	22	2,32	22	2,82	2,86
	2022-2023	31	3,16	32	2,84	32	2,81	32	2,5	32	2,31	30	2,9	2,75
	2021-2022	34	3,12	34	2,76	35	2,63	35	2,54	35	2,26	34	2,82	2,69
	2020-2021	44	3,5	42	3,29	43	3,37	44	2,95	44	3,09	43	3,19	3,23
	2019-2020	34	2,94	34	2,76	33	2,7	34	1,94	34	2,35	31	2,52	2,54
	2018-2019	43	3,4	44	2,98	44	3,07	45	2,8	44	2,86	43	3,14	3,04
EXTERNAL INTERNSHIPS														
		17.Internships were consistent with the professional profiles of my		18.I believe that the internships helped me improve my training		19.The organisation and management of the internships was		Indicates your level of satisfaction with:						Average of section
Completion course		n°surv.	average	n°surv.	average	n°surv.	average	20. My academic tutor		21.My tutor at the host company or		22. My internships		
Aggregate		277	4,19	276	4,55	277	3,31	257	3,68	251	3,98	265	4,2	3,99
	2023-2024	18	3,94	18	4,56	18	2,56	17	3,41	16	4	16	4,12	3,76
	2022-2023	19	4,11	19	4,32	19	2,68	17	3,35	17	3,71	18	4,06	3,71
	2021-2022	22	4	22	4,55	22	2,68	20	3,85	19	4,21	21	4,24	3,91
	2020-2021	23	4,3	23	4,78	23	3,83	19	4,32	18	4,44	21	4,52	4,36
	2019-2020	17	4,29	17	4,76	17	3,47	14	3,5	15	4,07	17	4,24	4,07
	2018-2019	35	4,37	35	4,63	35	3,46	33	3,79	31	4	34	4,38	4,11

EVALUATION OF DEGREE STUDIES

(Graduate survey)

GRADO EN ENFERMERÍA

		MOBILITY PROGRAMMES: ERASMUS, SICUE/SENECA, INTERNATIONAL PROGRAMME OR OTHERS																			
		25.I believe that the academic level at the host university was suitable		26.I think that the academic recognition of my study period in the		27.Attention and information received from the UV in my mobility		28.This mobility period helped me improve my language skills		29.I believe that a mobility period is useful for the work/professional		Indicates your level of satisfaction with:				Average of section					
												30.The financial aid received		31.The teaching staff at the host						32.The mobility period that I spent	
Completion course		n°surv.	average	n°surv.	average	n°surv.	average	n°surv.	average	n°surv.	average	n°surv.	average	n°surv.	average	n°surv.	average				
Aggregate		69	3,97	69	4,12	70	3,86	67	4,64	69	4,48	68	2,69	69	4,19	69	4,26	4,03			
2023-2024		1	*	1	*	1	*	1	*	1	*		*	1	*	1	*	*			
2022-2023		5	4,4	5	4,8	5	3,4	4	5	5	4,6	5	2,8	5	3,8	5	4,4	4,13			
2021-2022		2	*	2	*	2	*	2	*	2	*	2	*	2	*	2	*	*			
2020-2021		10	3,9	10	3,6	11	3,73	10	4,7	10	4,3	10	3,4	10	4,3	10	4,2	4,01			
2019-2020		7	4,14	7	4,14	7	4	7	3,86	7	4,43	7	2,86	7	4,14	7	4,43	4,00			
2018-2019		12	4,25	12	4,58	12	3,92	11	4,91	12	4,92	12	2,17	12	4,67	12	4,58	4,24			
		DEGREE FINAL PROJECT										EXPECTATIONS AND OCCUPATION									
		33.The objectives of the degree final project were made clear from the		34.Requirements and assessment criteria for the final project were		35.The mark assigned to my degree final project was suited to the		Indicates your level of satisfaction with:		Average of section		39.(If Yes) To find a better job than the one that I have now		40.(If Not) To find the type of job for which I have prepared		41.The training received during the qualification studied		42.Current conditions of the labour market			
								36.My tutor for the degree final project												37.The degree final project that I	
Completion course		n°surv.	average	n°surv.	average	n°surv.	average	n°surv.	average	n°surv.	average			n°surv.	average	n°surv.	average	n°surv.	average		
Aggregate		436	3,52	435	3,98	433	4	435	4,07	435	4,26	3,97		192	4,02	181	3,92	415	3,35	409	3,67
2023-2024		23	3,48	23	4,13	23	3,83	22	4,27	22	4,27	3,99		17	4	3	4,67	22	3,23	22	3,77
2022-2023		34	3,47	34	3,71	33	4,58	34	4,32	34	4,38	4,09		20	4,5	9	4,44	31	3,55	30	3,8
2021-2022		33	3,45	33	4,21	33	4,24	33	4,15	33	4,27	4,07		17	4	12	4,33	32	3,19	31	4,16
2020-2021		43	3,79	43	4,14	42	4,29	43	4,09	43	4,42	4,14		20	4,35	11	4,55	43	3,26	42	3,79
2019-2020		33	3,36	32	3,81	33	3,88	33	4,21	33	4,39	3,93		17	4,29	4	4	28	3,36	28	4,04
2018-2019		43	3,47	43	4,12	43	4,19	43	3,93	43	4,33	4,00		13	4,62	25	4,36	41	3,49	41	3,88

GRADO EN ENFERMERÍA

		OVERALL								
		Quality of lecturers		Facilities and infrastructure		Satisfaction with my personal experience, both academic and		Would you recommend this qualification?		Average of section
Completion course		n°surv.	average	n°surv.	average	n°surv.	average	n°surv.	average	
Aggregate		428	3,55	429	3,04	428	3,66	425	3,89	3,54
	2023-2024	22	3,59	23	2,83	23	3,35	22	3,77	3,40
	2022-2023	34	3,38	34	2,94	34	3,15	33	3,42	3,24
	2021-2022	33	3,39	33	3,27	32	3,25	33	3,88	3,45
	2020-2021	43	3,63	43	3,09	42	3,67	43	4,14	3,63
	2019-2020	31	3,06	31	2,48	31	3,16	31	3,32	3,01
	2018-2019	41	3,44	42	2,74	41	3,76	41	4,17	3,52

* The average item is calculated from three surveys rating.
 Average of a section is calculated by weighting the number of responses for each item.