

3139 - PROGRAMA DE DOCTORADO EN MEDICINA

Cumulative surveys of people who have read their PhD dissertation between the academic years 19-20 al 24-25

Collected until: 01/06/2025

Gender:

Male	52	36,11%
Female	92	63,89%



Age

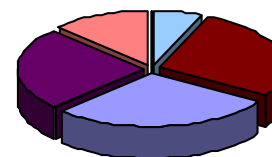
< 25	25 a 29	30 a 34	35 a 39	40 a 49	> 49
0	9	40	41	36	18
0,00%	6,00%	28,00%	28,00%	25,00%	12,00%

Answers

144 ( 99,00% )

Home university

Universitat de València	117	81,25%
Other	27	18,75%

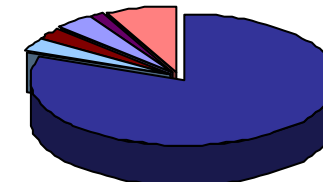


Current employment status

Employed	116	80,56%
Self-employed	5	3,47%
Unemployed	4	2,78%
Grant holder	6	4,17%
Unpaid intern	2	1,39%
Other	11	7,64%

Answers

144 ( 99,00% )





3139 - PROGRAMA DE DOCTORADO EN MEDICINA

Cumulative surveys of people who have read their PhD dissertation between the academic years 19-20 al 24-25

Collected until: 01/06/2025

TRAINING PROGRAMME	Frequency Response						AVERAGE	
	N/C	1	2	3	4	5		
2. Les activitats formatives que he desenvolupat en el programa de doctorat han sigut interessants per a desenvolupar la meua investigació	3	6	23	36	51	27	3,49	
Average of section							3,49	
DEVELOPMENT OF RESULTS OF TEACHING								
3.1. Development of strategies for the analysis of theories, foundations, and research approaches and method	46	4	9	16	44	27	3,81	
MECES A							3,96	
4.1. Making an original contribution to scientific research that is recognized by the international scientific community.	48	5	5	10	35	43	4,08	
MECES B							4,18	
5.1. Ability to design a research project where situations are identified in which to apply the research contributions.	47	2	9	9	40	39	4,06	
5.2. Skills to generate new knowledge.	45	4	6	12	37	42	4,06	
MECES C							4,14	
6.1. Autonomy to initiate, manage and lead innovative research teams and projects and scientific collaborations.	46	6	7	19	33	35	3,84	
6.2. Skills to perform collaborative work.	46	7	5	12	30	46	4,03	
6.3. Competence to transfer research knowledge to society.	46	4	9	11	41	35	3,94	
6.4. Skills to work in multidisciplinary contexts.	46	4	7	8	29	52	4,18	
MECES D							4,02	
7.1. Ability to investigate with social responsibility and scientific integrity.	48	4	4	10	34	46	4,16	
MECES E							4,33	
8.1. Ability to write research reports / articles.	46	2	8	10	45	35	4,03	
8.2. Competence to disclose and expose the research results to any audience.	48	3	8	15	33	39	3,99	
MECES F							4,08	
9.1. Skills to make progress in cultural, social or technological aspects.	49	3	8	19	37	30	3,86	
9.2. Skills to promote innovation.	48	5	8	20	35	30	3,79	
MECES G							3,92	
Average of section							3,99	

Scale used: 1 to 5

 : Doctoral Program Average  
 : Global Average, value within the bar

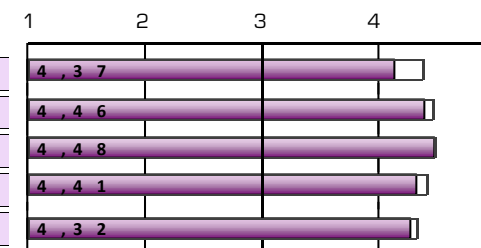
3139 - PROGRAMA DE DOCTORADO EN MEDICINA

Cumulative surveys of people who have read their PhD dissertation between the academic years 19-20 al 24-25

Collected until: 01/06/2025

MONITORING AND SUPERVISION

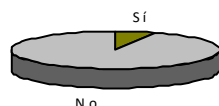
	N/C	1	2	3	4	5	AVERAGE
10. My tutor provide me adequate guidance throughout the doctoral programme	3	12	7	15	25	84	4,13
11. I was able to develop the activities of the doctoral program that I have planned	5	2	4	9	49	77	4,38
12. My tutor or thesis supervisor supervised my research plan regularly	1	6	2	13	21	103	4,47
13. I have had enough information to carry out my research plan	1	5	3	18	33	86	4,32
14. In general, the academic orientation that I received for the development of my studies was adequate	2	7	5	11	40	81	4,27
Average of section							4,32



MOBILITY PROGRAMMES: ERASMUS, INTERNATIONAL PROGRAMME OR OTHERS

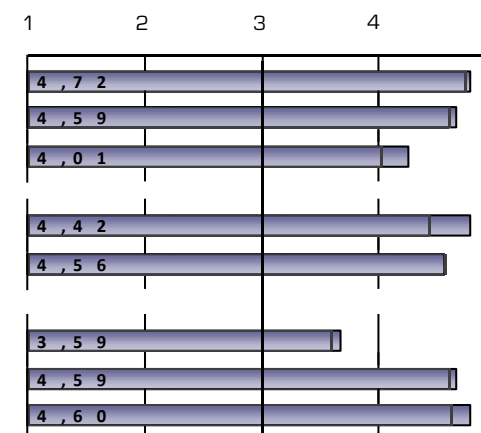
15. Have you participated in any mobility programme during your doctoral studies?

Yes	9	6,16%
No	137	93,84%



Only those who have answered "Yes"

	N/C	1	2	3	4	5	AVERAGE
16. I believe that the academic-research level at the host university/institution was suitable	0	0	0	0	2	7	4,78
17. I think that the academic recognition of my study period in the host country was adequate	0	0	0	0	3	6	4,67
18. Attention and information received from the Universitat de València before, during and after my mobility period was satisfactory	1	0	1	1	1	5	4,25
19. This mobility period helped me improve my language skills	0	0	0	0	2	7	4,78
20. I believe that the mobility period improved my research capacity	0	0	0	0	4	5	4,56
Indicates your level of satisfaction with:							
21. Financial aid received	0	2	0	1	2	4	3,67
22. Teaching staff at the host university	0	0	0	0	3	6	4,67
23. Mobility period that I spent at the other university or institution	0	0	0	0	2	7	4,78
Average of section							4,52



Scale used: 1 to 5

Doctoral Program Average  
Global Average, value within the bar

3139 - PROGRAMA DE DOCTORADO EN MEDICINA


Cumulative surveys of people who have read their PhD dissertation between the academic years 19-20 al 24-25

Collected until: 01/06/2025

DOCTORAL THESIS

24. The objectives and competences of my thesis were clear from the beginning
25. Requirements and assessment criteria are suitable and they were published in advance
26. Guidance and research support provided by my thesis supervisor for preparing my thesis were adequate
27. My thesis supervisor was accessible
28. The time spent preparing my doctoral thesis was in line with the result obtained
29. By completing my doctoral thesis I improved my research training
30. I satisfied my initial expectations

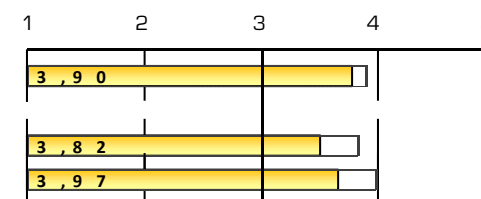
Frequency Response						
Strongly disagree....Strongly agree						
N/C	1	2	3	4	5	AVERAGE
1	3	5	7	51	79	4,37
4	2	3	15	51	71	4,31
2	4	5	7	29	99	4,49
2	2	3	5	21	113	4,67
1	2	5	23	36	79	4,28
1	2	2	4	33	104	4,62
1	3	5	10	28	99	4,48
Average of section						4,46



ACADEMIC MANAGEMENT

33. The service provided by the Doctoral School for dealing with issues related to the doctoral programme is adequate
34. The information provided on the Doctoral School's website is useful and accessible
35. The organization and planning of the doctoral program has been adequate

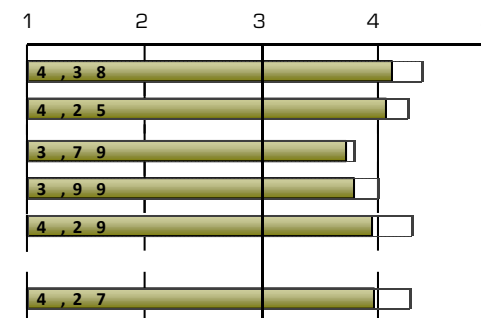
Frequency Response						
Strongly disagree....Strongly agree						
N/C	1	2	3	4	5	AVERAGE
4	10	12	26	46	48	3,77
4	15	21	24	42	40	3,50
4	13	16	20	51	42	3,65
Average of section						3,64



OVERALL

Satisfaction with the teaching staff
Facilities and infrastructure
Transversal activities of the doctoral program
Specific activities of the doctoral program
My personal experience, both academic and extracurricular, at the Universitat de València
I would recommend this doctoral programme

Strongly dissatisfied....Strongly sati:						
N/C	1	2	3	4	5	AVERAGE
15	4	4	23	43	57	4,11
15	3	3	24	53	48	4,07
16	5	13	34	39	39	3,72
15	3	11	36	42	39	3,79
10	4	8	28	47	49	3,95
10	5	11	20	48	52	3,96
Average of section						3,93



Scale used: 1 to 5

: Doctoral Program Average  
 : Global Average, value within the bar

3139 - PROGRAMA DE DOCTORADO EN MEDICINA

Cumulative surveys of people who have read their PhD dissertation between the academic years 19-20 al 24-25

Collected until: 01/06/2025

3139.- Programa de Doctorat en Medicina

EVOLUTION		TRAINING PROGRAMME			DEVELOPMENT OF RESULTS OF TEACHING											
		2... the training activities has been interesting ...		Average of section	MECES A		MECES B		MECES C		Average MECES C					
					3.1. Development of strategies for the analysis of theories, foundations, and research approaches and	Average MECES A	4.1. Making an original contribution to scientific research that is recognized by the international scientific	Average MECES B	5.1. Ability to design a research project where situations are identified in which to apply the research	5.2. Skills to generate new knowledge.						
Thesis year	Collected	n°surv.	AVERAGE		n°surv.	AVERAGE		n°surv.	AVERAGE		n°surv.	AVERAGE		n°surv.	AVERAGE	
24-25	14	14	3,07	3,07	14	3,57	3,57	13	3,69	3,69	14	3,64		14	3,79	3,71
23-24	24	23	3,61	3,61	22	3,82	3,82	22	4,23	4,23	22	4,23		23	4,26	4,24
22-23	13	12	3,5	3,50	13	3,77	3,77	13	4,15	4,15	13	4,23		13	4,23	4,23
21-22	46	46	3,37	3,37	46	3,93	3,93	45	4,09	4,09	45	4,11		46	4,02	4,07
20-21	32	31	3,55	3,55	3	3	4,19	3	4,33	4,53	3	3,67		3	3,67	4,37
19-20	17	17	3,88	3,88	2	*	4,25	2	*	4,12	2	*		2	*	4,39

Thesis year		DEVELOPMENT OF RESULTS OF TEACHING																
		MECES D								MECES E			MECES F					
		6.1. Autonomy to initiate, manage and lead innovative research teams and projects and		6.2. Skills to perform collaborative work.		6.3. Competence to transfer research knowledge to society.		6.4. Skills to work in multidisciplinary contexts.		Average MECES D	7.1. Ability to investigate with social responsibility and scientific integrity.		Average MECES E	8.1. Ability to write research reports / articles.		8.2. Competence to disclose and expose the research results to any audience.		Average MECES F
n°surv. AVERAGE		n°surv. AVERAGE		n°surv. AVERAGE		n°surv. AVERAGE			n°surv. AVERAGE			n°surv. AVERAGE		n°surv. AVERAGE				
24-25		14	3,36	14	3,93	14	3,57	14	4	3,71	13	3,85	3,85	14	3,93	14	3,5	3,71
23-24		22	3,91	22	4,27	22	4,05	22	4,36	4,15	22	4,32	4,32	22	4,14	20	4,35	4,24
22-23		13	3,92	13	3,92	13	4,08	13	4,23	4,04	13	4,31	4,31	13	4	13	4,15	4,08
21-22		46	3,93	46	3,98	46	3,96	46	4,15	4,01	45	4,13	4,13	46	4,02	46	3,93	3,98
20-21		3	4	3	4	3	4	3	4,33	4,15	3	4,67	4,69	3	4,33	3	4,33	4,37
19-20		2	*	2	*	2	*	2	*	4,09	2	*	4,56	2	*	2	*	4,28

Thesis year		DEVELOPMENT OF RESULTS OF TEACHING					MONITORING AND SUPERVISION																		
		MECES G				Average of section	10. My tutor provide me adequate guidance throughout the doctoral programme										11. I was able to develop the activities of the doctoral program that I have planned		12. My tutor or thesis supervisor supervised my research plan regularly		13. I have had enough information to carry out my research plan		14. In general, the academic orientation that I received for the development of my		Average of section
n°surv.	AVERAGE	n°surv.	AVERAGE		n°surv.	AVERAGE	n°surv.	AVERAGE	n°surv.	AVERAGE	n°surv.	AVERAGE	n°surv.	AVERAGE	n°surv.	AVERAGE									
24-25	13	3,38	14	3,36	3,37	3,66	14	3,57	14	3,93	14	4,36	13	4	13	3,77	3,93								
23-24	20	4,35	20	3,95	4,15	4,17	23	3,7	23	4,57	24	4,29	24	4,46	24	4,29	4,26								
22-23	13	3,77	13	3,85	3,81	4,05	13	4,31	12	4,58	13	4,23	13	4,23	13	4,08	4,28								
21-22	46	3,8	46	3,83	3,82	3,99	44	4,2	45	4,4	45	4,49	46	4,26	45	4,29	4,33								
20-21	3	4	3	3,67	4,2	4,00	32	4,22	31	4,23	32	4,5	32	4,31	32	4,28	4,31								

3139 - PROGRAMA DE DOCTORADO EN MEDICINA

Cumulative surveys of people who have read their PhD dissertation between the academic years 19-20 al 24-25
 Collected until: 01/06/2025

19-20	2	*	2	*	4,39	*	17	4,71	16	4,62	17	4,88	17	4,65	17	4,71	4,71
-------	---	---	---	---	------	---	----	------	----	------	----	------	----	------	----	------	------

3139 - PROGRAMA DE DOCTORADO EN MEDICINA

Cumulative surveys of people who have read their PhD dissertation between the academic years 19-20 al 24-25

Collected until: 01/06/2025

Thesis year	MOBILITY PROGRAMMES: ERASMUS, INTERNATIONAL PROGRAMME OR OTHERS																	Average of section
	16. I believe that the academic-research level at the host university/institution		17. I think that the academic recognition of my study period in the host country was		18. Attention and information received from the Universitat de València before, during		19. This mobility period helped me improve my language skills		20. I believe that the mobility period improved my research capacity		21. Financial aid received		22. Teaching staff at the host university		23. Mobility period that I spent at the other university or institution			
	nºsurv.	AVERAGE	nºsurv.	AVERAGE	nºsurv.	AVERAGE	nºsurv.	AVERAGE	nºsurv.	AVERAGE	nºsurv.	AVERAGE	nºsurv.	AVERAGE	nºsurv.	AVERAGE		
24-25	1	*	1	*	1	*	1	*	1	*	1	*	1	*	1	*	*	
23-24	1	*	1	*	1	*	1	*	1	*	1	*	1	*	1	*	*	
22-23	1	*	1	*	1	*	1	*	1	*	1	*	1	*	1	*	*	
21-22	3	4,67	3	4,67	3	4	3	4,67	3	4,33	3	5	3	4,67	3	4,67	4,58	
20-21	2	*	2	*	1	*	2	*	2	*	2	*	2	*	2	*	*	
19-20	1	*	1	*	1	*	1	*	1	*	1	*	1	*	1	*	*	

	DOCTORAL THESIS														
	24. The objectives and competences of my thesis were clear from the beginning		25. Requirements and assessment criteria are suitable and they were published in advance		26. Guidance and research support provided by my thesis supervisor for preparing		27. My thesis supervisor was accessible		28. The time spent preparing my doctoral thesis was in line with the result obtained		29. By completing my doctoral thesis I improved my research training		30. I satisfied my initial expectations		Average of section
Thesis year	n°surv.	AVERAGE	n°surv.	AVERAGE	n°surv.	AVERAGE	n°surv.	AVERAGE	n°surv.	AVERAGE	n°surv.	AVERAGE	n°surv.	AVERAGE	
24-25	13	3,92	13	4	13	4	13	4,62	13	4,15	13	4,46	13	4,38	4,22
23-24	24	4,62	23	4,48	24	4,42	24	4,62	24	4,12	24	4,58	24	4,5	4,48
22-23	13	4,15	13	4,23	13	4,46	13	4,62	13	4,15	13	4,77	13	4,62	4,43
21-22	46	4,5	44	4,41	45	4,53	45	4,64	46	4,28	46	4,61	46	4,46	4,49
20-21	32	4,12	32	4,12	32	4,56	32	4,69	32	4,34	32	4,69	32	4,47	4,43
19-20	17	4,59	17	4,47	17	4,71	17	4,82	17	4,53	17	4,59	17	4,53	4,61

Thesis year	FACILITIES AND RESOURCES						ACADEMIC MANAGEMENT					
	#. The facilities and material resources are suitable ...		#. The library materials needed to carry out the thesis were accessible		Average of section	33. The service provided by the Doctoral School for dealing with issues related to the		34. The information provided on the Doctoral School's website is useful and		35. The organization and planning of the doctoral program has been adequate		Average of section
	n°surv.	AVERAGE	n°surv.	AVERAGE		n°surv.	AVERAGE	n°surv.	AVERAGE	n°surv.	AVERAGE	
24-25	*		*		*	12	4,08	12	3,42	12	3,67	3,72
23-24	*		*		*	23	3,91	23	3,83	23	3,74	3,83
22-23	*		*		*	13	3,69	13	3,31	13	3,62	3,54
21-22	*		*		*	46	3,61	46	3,48	46	3,52	3,54
20-21	28	3,79	29	3,66	3,72	31	3,55	31	3,03	31	3,48	3,35
19-20	15	4,27	15	4,2	4,23	17	4,29	17	4,18	17	4,24	4,24

**3139 - PROGRAMA DE DOCTORADO EN MEDICINA**

**Cumulative surveys of people who have read their PhD dissertation between the academic years 19-20 al 24-25**

Collected until: 01/06/2025

Thesis year	OVERALL													Average of section
	Satisfaction with the teaching staff		Facilities and infrastructure		Transversal activities of the doctoral program		Specific activities of the doctoral program		My personal experience, both academic and extracurricular, at the Universitat de València		I would recommend this doctoral programme			
	nºsurv.	AVERAGE	nºsurv.	AVERAGE	nºsurv.	AVERAGE	nºsurv.	AVERAGE	nºsurv.	AVERAGE	nºsurv.	AVERAGE		
24-25	12	3,75	12	3,92	13	3,31	13	3,38	13	3,54	12	3,92	3,63	
23-24	19	4,11	19	4,05	18	3,61	18	3,78	20	4,05	20	4,1	3,96	
22-23	12	4,17	12	4,33	11	4,09	11	4,09	12	4,25	12	4	4,16	
21-22	43	4,12	44	4,02	43	3,86	43	3,84	44	3,86	46	3,83	3,92	
20-21	29	4,07	28	4	30	3,57	30	3,67	31	3,9	31	3,94	3,85	
19-20	16	4,38	16	4,25	15	3,87	16	4	16	4,25	15	4,27	4,17	

\* The average item is calculated from three surveys rating.

Average of a section is calculated by weighting the number of responses for each item.