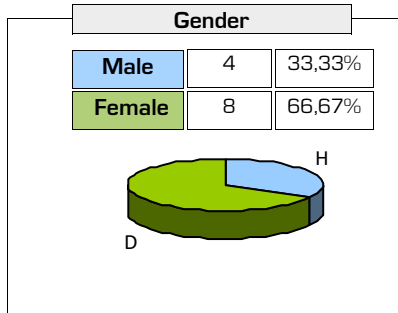
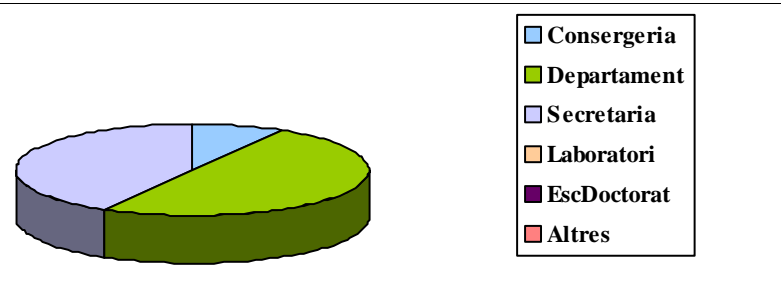


CENTER: **CO03.- FACULTAT DE DRET**



**You work at:**

Reception	1	8,33%
Department	6	50,00%
Office of the Secretary	5	41,67%
Laboratory	0	0,00%
Doctoral School	0	0,00%
Altre servei	0	0,00%



**ACADEMIC MANAGEMENT**

	N/C	Strongly disagree....Strongly agree					AVERAGE	1 2 3 4 5				
		1	2	3	4	5		[Scale visualization]				
1.- I have received enough information about degree studies (enrollment, timetables, classrooms, ...) for developing administrative and management tasks	1	2	2	2	3	2	3,09	[Scale visualization: 3, 5, 8]				
2.- I consider the accessibility, dissemination and relevance of existing information on degrees in the web page is appropriate.	1	1	0	1	4	5	4,09	[Scale visualization: 4, 0, 3]				
3.- Professional qualifications and the tasks assigned to the workplace as regards degree studies meet the needs	1	0	0	3	4	4	4,09	[Scale visualization: 4, 1, 0]				
4.- If you process students' applications (pre-enrolment, enrolment, scholarships, etc.), assess whether the management of these procedures is appropriate.	9	1	0	1	0	1	3	[Scale visualization: 3, 5, 0]				
<b>Average of section</b>						<b>3,69</b>						

**COMMUNICATION**

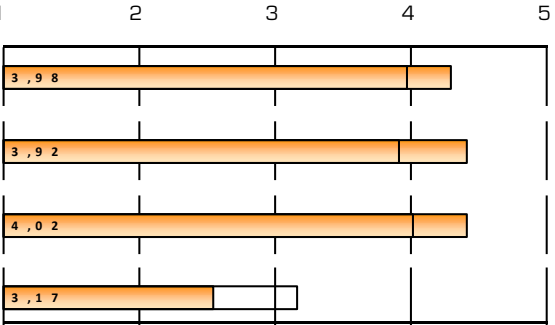
	N/C	Strongly disagree....Strongly agree					AVERAGE	1 2 3 4 5				
		1	2	3	4	5		[Scale visualization]				
5.- Communication with academic heads (dean, administrator, department director, director of the master's degree, etc.) regarding the administrative aspects of degrees is fluid.	0	2	0	2	1	7	3,92	[Scale visualization: 4, 2, 4]				
6.- Communication with other administrative units working in the same area of activity as mine is fluid	1	0	1	1	3	6	4,27	[Scale visualization: 4, 0, 4]				
<b>Average of section</b>						<b>4,09</b>						

□ : Global UV

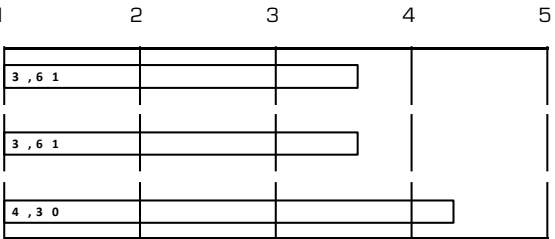
EVALUATION OF DEGREE STUDIES  
( PTGAS Satisfaction survey )

A. YEAR 24-25

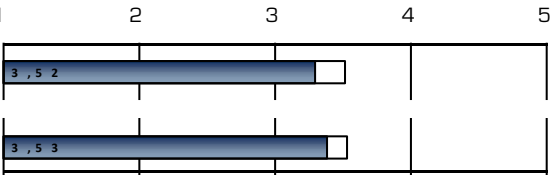
FACILITIES AND RESOURCES	N/C	Strongly disagree....Strongly agree					AVERAGE
		1	2	3	4	5	
7.- The equipment in the facilities used for teaching (classrooms, laboratories, offices, etc.) in the faculty or school where I work is suitable.	2	0	0	1	5	4	4,3
8.- The infrastructure and facilities of the faculty or school where I work are suitable (office of the secretary, office of the dean, departments, services, etc.).	0	0	0	1	5	6	4,42
9.- The material resources for the tasks assigned related to the development of degrees are suitable (computers, printers, furniture, laboratory equipment, etc.)	0	0	0	1	5	6	4,42
10.- Software tools to manage processes deriving from degree studies are appropriate	1	5	1	1	2	2	2,55
<b>Average of section</b>						<b>3,93</b>	



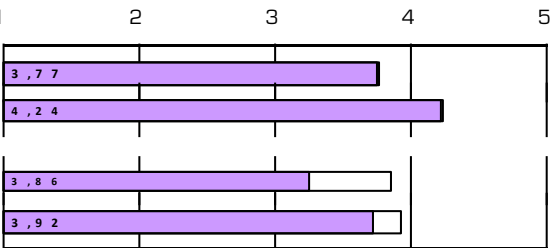
COMPUTER LABS labs O LABORATORIES	N/C	Strongly disagree....Strongly agree					AVERAGE
		1	2	3	4	5	
11.- The timetables of degrees allow me to make a better use of laboratories or computer rooms.	12	0	0	0	0	0	*
12.- I consider that the information received is adequate to carry out the tasks of support to teaching	12	0	0	0	0	0	*
13.- Communication between teaching staff and support staff is fluid and appropriate.	12	0	0	0	0	0	*
<b>Average of section</b>							



SUGGESTIONS AND COMPLAINTS	N/C	Strongly disagree....Strongly agree					AVERAGE
		1	2	3	4	5	
14.- The existing system for dealing with suggestions and complaints is suitable	2	2	1	1	4	2	3,3
15.- If I made a suggestion, I consider that it was adequately dealt with	4	0	3	1	2	2	3,38
<b>Average of section</b>						<b>3,33</b>	



OVERALL	N/C	Strongly disagree....Strongly agree					AVERAGE
		1	2	3	4	5	
16.- I have enough information to perform the tasks assigned to me	0	1	0	4	3	4	3,75
17.- I think that students are well catered for when they come to the information points at my faculty or school / service.	3	0	0	2	3	4	4,22
18.- I am satisfied with the organisation of degrees.	4	2	1	0	3	2	3,25
19.- I consider that the developing of degrees is being adequate and coherent.	5	0	2	0	3	2	3,71
<b>Average of section</b>						<b>3,75</b>	



: Global UV

**EVALUATION OF DEGREE STUDIES  
( PTGAS Satisfaction survey )**

**A. YEAR 24-25**

**COO3.- FACULTAT DE DRET**

EVOLUTION		ACADEMIC MANAGEMENT									COMMUNICATION					
		1.I have received enough information ... for developing ... tasks		2....information on degrees in the web page is appropriate.		3.Professional qualifications and the tasks assigned... meet the needs		4.If you process students' applications ... assess ...the		Average of section	5.Communication with academic heads ... is fluid.		6.Communication with other administrative units ... is fluid		#.Communication with degree students is appropriate	Average of section
		n°surv.	AVERAGE	n°surv.	AVERAGE	n°surv.	AVERAGE	n°surv.	AVERAGE		n°surv.	AVERAGE	n°surv.	AVERAGE	n°surv.	AVERAGE
A. year	Collected															
24-25	12	11	3,09	11	4,09	11	4,09	3	3	3,69	12	3,92	11	4,27	*	4,09
22-23	14	12	4,08	12	4,17	12	4,42	4	4,5	4,25	12	3,83	12	4,25	*	4,04
20-21	12	11	3,82	12	4,33	10	4,1	4	4,25	4,11	12	3,83	12	3,92	*	3,88
18-19	19	18	3,5	18	4	19	3,89	9	3,89	3,81	18	4,11	18	3,67	*	3,89
16-17	19	17	3,41	18	3,39	17	3,71	7	3,29	3,47	14	3,71	14	3,64	*	3,68
14-15	41	38	3,58	39	4	38	3,92	18	3,94	3,85	37	3,81	37	3,59	*	3,7

# Item deleted by modification of survey

EVOLUTION		FACILITIES AND EQUIPMENT								COMPUTER ROOMS OR LABORATORIES							
		7.The equipment in the facilities used for teaching ... is suitable.		8.The infrastructure and facilities of the faculty or school where I work ...		9.The material resources for the tasks assigned ... are suitable		10.Software tools ... are appropriate		Average of section	11.The timetables ... make a better use of laboratories or computer rooms		12.I consider that the information recived ... tasks of support to teaching		13.Communication between teaching staff and support staff ...		Average of section
		n°surv.	AVERAGE	n°surv.	AVERAGE	n°surv.	AVERAGE	n°surv.	AVERAGE		n°surv.	AVERAGE	n°surv.	AVERAGE	n°surv.	AVERAGE	
A. year	Collected																
24-25	10	4,3	12	4,42	12	4,42	11	2,55	3,93	*	*	*	*	*	*		
22-23	10	4,3	12	3,92	11	4	12	4	4,04	*	*	*	*	*	*		
20-21	11	3,55	12	3,75	10	3,7	10	3,1	3,53	*	*	*	*	*	*		
18-19	17	3,94	18	4,06	18	3,67	18	3,28	3,73	*	*	*	*	*	*		
16-17	16	3,88	17	3,88	15	3,4	15	3,4	3,65	*	*	*	*	*	*		
14-15	35	3,91	38	4,11	38	4,05	34	3,62	3,93	5	3,6	10	3,4	9	3,44	3,46	

**EVALUATION OF DEGREE STUDIES**  
**( PTGAS Satisfaction survey )**

**A. YEAR 24-25**

A. year	SUGGESTIONS AND COMPLAINTS					OVERALL								
	14.The existing system for dealing with suggestions and complaints ...		15.If I made a suggestion, I consider that it was adequately dealt with		Average of section	16.I have enough information to perform the tasks ...		17... students are well catered for in the information points ...		18.I am satisfied with the organisation of degrees		19.I consider that the developing of degrees is being adequate ...		Average of section
	n°surv.	AVERAGE	n°surv.	AVERAGE		n°surv.	AVERAGE	n°surv.	AVERAGE	n°surv.	AVERAGE	n°surv.	AVERAGE	
24-25	10	3,3	8	3,38	3,33	12	3,75	9	4,22	8	3,25	7	3,71	3,75
22-23	12	3,75	9	3,78	3,76	12	4	12	4,33	12	4,17	11	4,09	4,15
20-21	10	3,6	6	3,83	3,69	12	4	11	4	12	3,92	8	4	3,98
18-19	19	3,37	13	3,38	3,38	19	3,89	18	4,22	18	3,89	17	3,88	3,97
16-17	14	3,5	9	3,33	3,43	18	3,61	18	4	14	3,57	12	3,42	3,68
14-15	36	3,39	24	3,38	3,38	39	3,74	39	3,85	33	3,42	34	3,47	3,63

\* The average item is calculated from three surveys rating.  
Average of a section is calculated by weighting the number of responses for each item.

\*\* The last 6 courses are shown