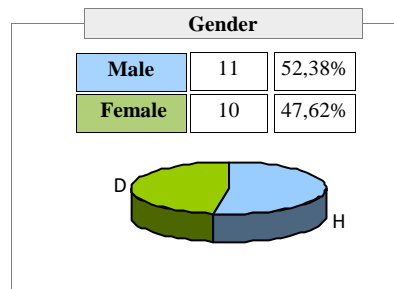
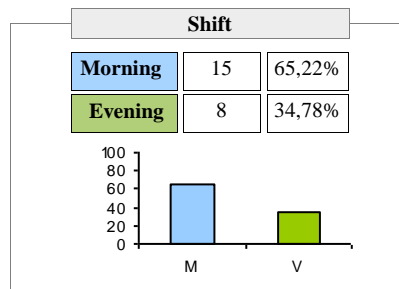


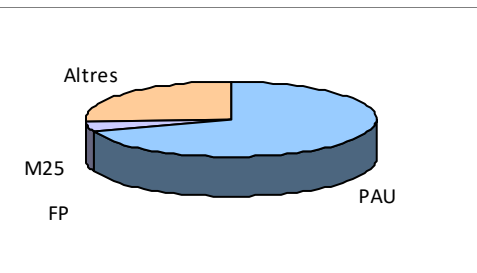
RUCT: 2500762

1006.- GRADO EN HISTORIA DEL ARTE



Access mode

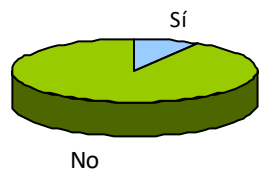
PAU	16	69,57%
FP	0	0,00%
Over 25	1	4,35%
Others	6	26,09%



ORGANIZATION OF TEACHING

1.- Have you experienced any incident as regards the organisation of the course?

No	21	91,30%	Yes	2	8,70%
----	----	--------	-----	---	-------



If any inconvenience found, mark which ones have you found (multiple choice):

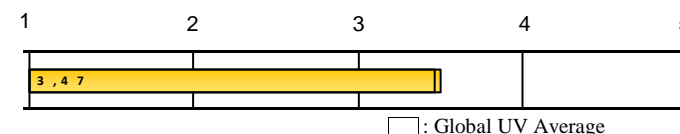
Removing groups	0	0,00%	0,00%
schedule changes	1	50,00%	4,35%
change classrooms	1	50,00%	4,35%
Teaching not taught	0	0,00%	0,00%
Other	0	0,00%	0,00%

Respecte si= 2

Respecte n= 23

2.- The information received (enrolment process, pre-enrollment, scholarship information...) has been adequate

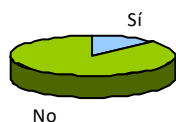
N/C	Strongly disagree...Strongly agree					AVERAGE
	1	2	3	4	5	
1	0	3	8	8	3	3,5



STUDENT ORIENTATION

Before joining the university, did you participate in activities to get to know the centers, degrees, and the campus of the University of Valencia? (guided tours, laboratory practices, talks, Olympics, competitions, etc.)

Yes	No
3	20
13,04%	86,96%



Before joining the University, did you have access to guides, publications and web pages about the degrees offer and the admission process of the University of Valencia?

Yes	No
13	10
56,52%	43,48%



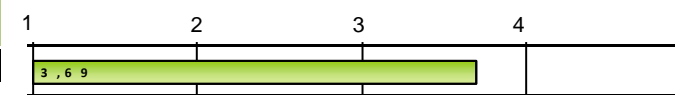
If you answered yes to any of the two previous questions, did it influence you in choosing the degree?

Yes	No
7	8
46,67%	53,33%



3.- The activities or orientation courses to facilitate my academic integration (library use, virtual classroom, web page ...) have been useful to me

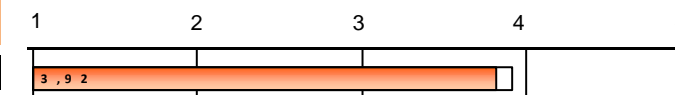
N/C	Strongly disagree...Strongly agree					AVERAGE
	1	2	3	4	5	
3	1	1	6	7	5	3,7
Average of section						3,7



PLANNING EDUCATION

4.- The initial planning and the activities programmed in the teaching guides or in the programs of the different subjects have been respected


N/C	Strongly disagree...Strongly agree					AVERAGE
	1	2	3	4	5	
1	1	0	6	10	5	3,82
Average of section						3,82



INFRASTRUCTURES


5.- The teaching spaces are suitable for the development of the degree program (theory classrooms, practice classrooms, computer rooms and laboratories)


N/C	Strongly disagree...Strongly agree					AVERAGE
	1	2	3	4	5	
0	1	1	6	7	8	3,87



6.- The learning spaces for work and group study (reading classrooms, spaces for group work) and their equipment are suitable

N/C	Strongly disagree...Strongly agree					AVERAGE
	1	2	3	4	5	
1	0	1	7	6	8	3,95
Average of section						3,91



 : Global UV Average

(1st estud survey)
COORDINATION

	Strongly disagree...Strongly agree					AVERAGE	1 2 3 4 5					
	N/C	1	2	3	4		5					
7.- In the subjects where you had more than one lecturer, their coordination has been adequate	0	2	0	5	11	5	3,74					
8.- Among the different subjects of the academic year, the lecturers' coordination has been adequate	0	0	1	6	11	5	3,87					
Average of section							3,8					

DEVELOPMENT OF TEACHING

	Strongly disagree...Strongly agree					AVERAGE	1 2 3 4 5					
	N/C	1	2	3	4		5					
9.- In general, the teaching methodologies favor my involvement in the learning process	0	0	0	9	12	2	3,7					
10.- In general, the workload of 25 hours per credit is fulfilled	0	1	1	4	10	7	3,91					
11.- The recommended study materials are useful (reference manuals, notes, ...)	0	0	1	5	10	7	4					
12.- Lecturers always attend class and presential activities provided in the schedule	0	1	0	3	8	11	4,22					
13.- Classes and presential activities start and end times coincide with the publicly established schedules	0	1	0	5	7	10	4,09					
Average of section							3,98					

PUBLIC INFORMATION

	Strongly disagree...Strongly agree					AVERAGE	1 2 3 4 5					
	N/C	1	2	3	4		5					
14.- The information provided on the degree's website is useful	0	0	0	4	13	6	4,09					

OVERALL

	Strongly disagree...Strongly agree					AVERAGE	1 2 3 4 5					
	N/C	1	2	3	4		5					
Interest of this degree	0	1	0	1	5	16	4,52					
Quality of lecturers	0	0	1	9	8	5	3,74					
I would recommend this degree	0	2	0	5	7	9	3,91					
Satisfaction with this degree	0	1	1	2	11	8	4,04					
Average of section							4,05					

□ : Global UV Average

1006.- GRADO EN HISTORIA DEL ARTE
EVOLUTION

		ORGANIZATION OF TEACHING				STUDENT ORIENTATION				PLANNING EDUCATION			INFRASTRUCTURES					
		#.Incidents have been solved ...	2.The information received (enrolment process)		3...orientation activities have been usefull		#.guidance activities have been held...	#.I received satisfactory information ...	Average of section	#.guides provided have been helpful...	4.The initial planning...have been respected		Average of section	5.The teaching spaces are suitable ...		6.The learning spaces... are suitable		Average of section
A. year	Collected	n°surv.	AVERAGE	n°surv.	AVERAGE	n°surv.	AVERAGE	n°surv.	AVERAGE	n°surv.	AVERAGE	n°surv.	AVERAGE	n°surv.	AVERAGE	n°surv.	AVERAGE	
22-23	23	*	22	3,5	20	3,7	*	*	3,7	*	22	3,82	3,82	23	3,87	22	3,95	3,91
21-22	37	*	37	3,38	30	3,6	*	*	3,6	*	37	3,65	3,65	35	3,29	36	3,89	3,59
20-21	31	*	31	3,55	29	3,66	*	*	3,66	*	31	3,97	3,97	29	3,69	23	3,65	3,67
19-20	45	*	45	3,51	42	3,62	*	*	3,62	*	45	3,6	3,6	44	3,73	41	3,54	3,64
18-19	28	*	27	3,59	26	3,92	*	*	3,92	*	28	4,04	4,04	28	3,64	25	3,92	3,77
17-18	20	*	19	3,63	19	3,95	*	*	3,95	*	19	3,84	3,84	20	3,55	19	3,26	3,41

		COORDINATION			DEVELOPMENT OF TEACHING										PUBLIC INFORMATION				
		7.In a subject, coordination between lecturers		8.Coordination between lecturers of different subjects	Average of section	9...teaching methodologies... promote students' involvement		10.The workload of 25 hours per credit is fulfilled		#.Supplementary academic activities...	11.Recommended study materials are useful		12.Lecturers always attend class...		13.Start and end times coincide with the established		Average of section	14.The information provided on the degree's website is useful	
A. year		n°surv.	AVERAGE	n°surv.	AVERAGE	n°surv.	AVERAGE	n°surv.	AVERAGE	n°surv.	AVERAGE	n°surv.	AVERAGE	n°surv.	AVERAGE	n°surv.	AVERAGE	n°surv.	AVERAGE
22-23	23	3,74	23	3,87	3,8	23	3,7	23	3,91	*	23	4	23	4,22	23	4,09	3,98	23	4,09
21-22	37	3,41	36	3,39	3,4	37	3,32	35	3,6	*	36	3,75	36	4,14	36	4,17	3,79	35	3,6
20-21	30	3,7	31	3,74	3,72	31	3,55	26	4,08	*	29	4,1	31	4,39	31	4,26	4,07	30	3,87
19-20	43	4,02	45	3,67	3,84	44	3,25	42	3,62	*	44	3,93	45	4,56	45	4,2	3,92	45	3,64
18-19	27	3,7	26	3,88	3,79	26	3,31	25	3,8	*	27	3,74	27	4,52	27	4,37	3,95	28	3,89
17-18	19	3,53	19	3,63	3,58	20	3,35	17	3,88	*	20	3,7	20	4,4	20	4,5	3,97	20	3,8

Item deleted by modification of survey

OVERALL									
A. year	Interest of this degree		Quality of lecturers		I would recommend this degree		Satisfaction with this degree		Average of section
	n°surv.	AVERAGE	n°surv.	AVERAGE	n°surv.	AVERAGE	n°surv.	AVERAGE	
22-23	23	4,52	23	3,74	23	3,91	23	4,04	4,05
21-22	37	4,3	37	3,86	37	4,24	37	4,03	4,11
20-21	29	4,79	30	4,07	30	4,57	30	4,5	4,48
19-20	44	4,5	44	3,66	44	4,07	44	4,09	4,08
18-19	26	4,65	26	3,73	26	4,38	26	4,15	4,23
17-18	20	4,6	20	3,9	20	4,45	20	4,3	4,31

* The average item is calculated from three surveys rating.

Average of a section is calculated by weighting the number of responses for each item.

** The last 6 courses are shown