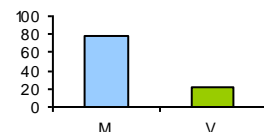


1311.- GRADO EN TRABAJO SOCIAL

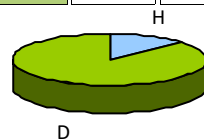
Shift

Morning	33	78,57%
Evening	9	21,43%



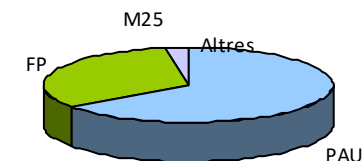
Gender

Male	5	13,16%
Female	33	86,84%



Access mode

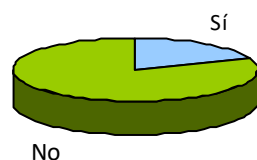
PAU	26	65,00%
FP	13	32,50%
Over 25	1	2,50%
Others	0	0,00%



ORGANIZATION OF TEACHING

1.- Have you experienced any incident as regards the organisation of the course?

No 34 80,95%



Yes

8

19,05%

If any inconvenience found, mark which ones have you found (multiple choice):

Removing groups	0	0,00%	0,00%
schedule changes	1	12,50%	2,38%
change classrooms	1	12,50%	2,38%
Teaching not taught	3	37,50%	7,14%
Other	4	50,00%	9,52%

Respecte si= 8

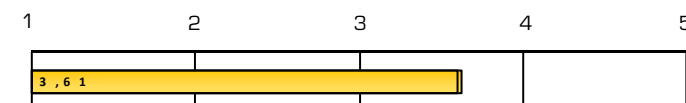
Respecte n= 42

Altres incidències:

3 profesores en una misma asignatura y no había ningún tipo de organización // mala orgnaització // Canvis de docents constantment durant el curs // 3 profesores distintos es una asignatura de 1 cuatri

2.- The information received (enrolment process, pre-enrollment, scholarship information...) has been adequate

	Strongly disagree....Strongly agree					
N/C	1	2	3	4	5	AVERAGE
2	2	2	13	15	8	3,62



3,62 : Degree Average
Global Average, value within the bar

STUDENT ORIENTATION

Before joining the university, did you participate in activities to get to know the centers, degrees, and the campus of the University of Valencia? (guided tours, laboratory practices, talks, Olympics, competitions, etc.)

Yes	No
17	25
40,48%	59,52%



Before joining the University, did you have access to guides, publications and web pages about the degrees offer and the admission process of the University of Valencia?

Yes	No
29	13
69,05%	30,95%



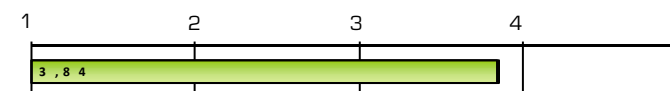
If you answered yes to any of the two previous questions, did it influence you in choosing the degree?

Yes	No
14	18
43,75%	56,25%



3.- The activities or orientation courses to facilitate my academic integration (library use, virtual classroom, web page ...) have been useful to me

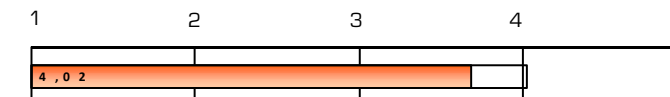
Strongly disagree....Strongly agree						AVERAGE
N/C	1	2	3	4	5	
0	0	3	11	17	11	3,86
Average of section						3,86



PLANNING EDUCATION

4.- The initial planning and the activities programmed in the teaching guides or in the programs of the different subjects have been respected

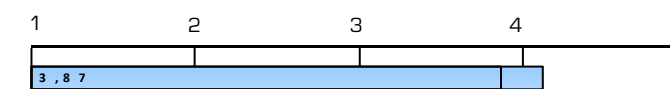
Strongly disagree....Strongly agree						AVERAGE
N/C	1	2	3	4	5	
1	2	5	7	17	10	3,68
Average of section						3,68



INFRASTRUCTURES

5.- The teaching spaces are suitable for the development of the degree program (theory classrooms, practice classrooms, computer rooms and laboratories)

Strongly disagree....Strongly agree						AVERAGE
N/C	1	2	3	4	5	
0	0	2	5	21	14	4,12



6.- The learning spaces for work and group study (reading classrooms, spaces for group work) and their equipment are suitable

N/C	1	2	3	4	5	AVERAGE
0	0	1	4	18	19	4,31
Average of section						4,21



Legend:
■ : Degree Average
 : Global Average, value within the bar

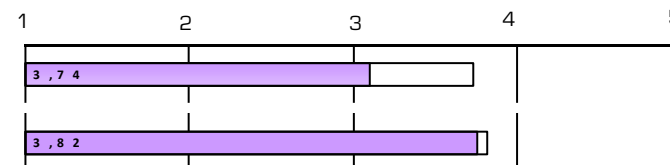
EVALUATION OF DEGREE STUDIES (1st estud survey)

Academic year: 24-25

RUCT: 2500765

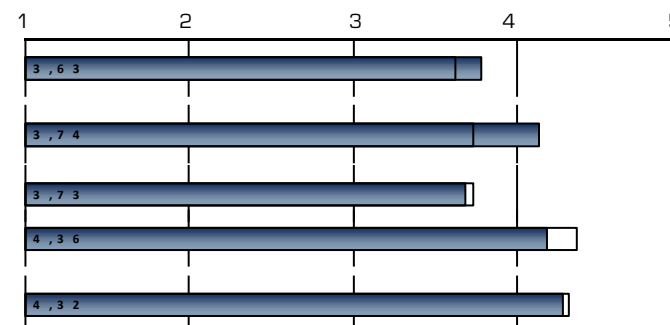
COORDINATION

	N/C	Strongly disagree....Strongly agree					AVERAGE
		1	2	3	4	5	
7.- In the subjects where you had more than one lecturer, their coordination has been adequate	4	10	3	7	9	9	3,11
8.- Among the different subjects of the academic year, the lecturers' coordination has been adequate	0	4	1	7	19	11	3,76
Average of section							3,45



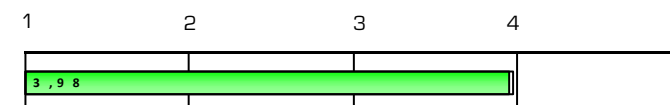
DEVELOPMENT OF TEACHING

	N/C	Strongly disagree....Strongly agree					AVERAGE
		1	2	3	4	5	
9.- In general, the teaching methodologies favor my involvement in the learning process	0	1	3	9	20	9	3,79
10.- In general, the workload of 25 hours per credit is fulfilled	4	0	1	9	12	16	4,13
11.- The recommended study materials are useful (reference manuals, notes, ...)	0	3	4	5	21	9	3,69
12.- Lecturers always attend class and presental activities provided in the schedule	0	2	0	6	14	20	4,19
13.- Classes and presental activities start and end times coincide with the publicly established schedules	0	1	1	3	17	20	4,29
Average of section							4,01



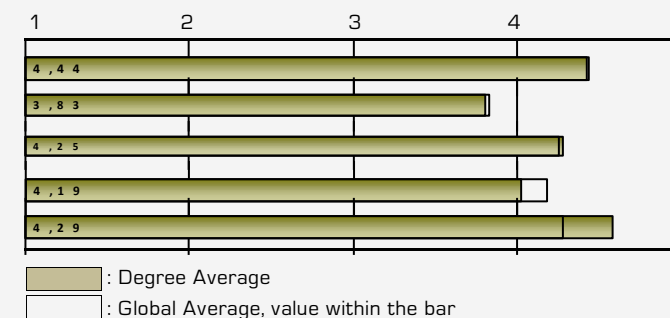
PUBLIC INFORMATION

	N/C	Strongly disagree....Strongly agree					AVERAGE
		1	2	3	4	5	
14.- The information provided on the degree's website is useful	0	2	1	8	17	14	3,95



OVERALL

	N/C	Strongly disagree....Strongly agree					AVERAGE
		1	2	3	4	5	
Interest of this degree	0	1	0	0	20	21	4,43
Quality of lecturers	0	1	2	8	24	7	3,81
I would recommend this degree	0	0	2	5	14	21	4,29
Satisfaction with this degree	0	1	0	10	17	14	4,02
In general, the gender perspective has been present in a cross-curricular way in this degree: with the use of egalitarian and inclusive language, the promotion of the participation of women in the classroom ...	1	0	0	2	13	26	4,59
Average of section							4,22



1311.- GRADO EN TRABAJO SOCIAL

EVOLUTION

EVOLUTION		ORGANIZATION OF TEACHING				STUDENT ORIENTATION					PLANNING EDUCATION				INFRASTRUCTURES						
		#.Incidents have been solved ...		2.The information received (enrolment process, ...)		3...orientation activities have been usefull		#.guidance activities have been held...		#.I received satisfactory information ...	Average of section	#.guides provided have been helpful...		4.The initial planning...have been respected		Average of section	5.The teaching spaces are suitable ...		6.The learning spaces... are suitable		Average of section
A. year	Collected	nºsurv.	AVERAGE	nºsurv.	AVERAGE	nºsurv.	AVERAGE	nºsurv.	AVERAGE	nºsurv.	AVERAGE	nºsurv.	AVERAGE		nºsurv.	AVERAGE	nºsurv.	AVERAGE		nºsurv.	AVERAGE
24-25	42		*	40	3,62	42	3,86		*	*	3,86		*	41	3,68	3,68	42	4,12	42	4,31	4,21
23-24	30		*	30	3,5	30	3,9		*	*	3,9		*	29	4,14	4,14	28	4,29	27	4,19	4,24
22-23	79		*	79	3,57	77	3,87		*	*	3,87		*	79	4	4	78	4,28	79	4,19	4,24
21-22	111		*	111	3,6	107	3,7		*	*	3,7		*	108	4,06	4,06	110	3,95	110	4,09	4,02
20-21	52		*	52	3,31	52	3,4		*	*	3,4		*	52	4	4	51	3,73	50	3,5	3,61
19-20	52		*	52	3,29	52	3,54		*	*	3,54		*	52	3,37	3,37	50	3,68	50	3,62	3,65

	COORDINATION					DEVELOPMENT OF TEACHING												PUBLIC INFORMATION		
	7.In a subject, coordination between lecturers		8.Coordination between lecturers of different subjects		Average of section	9...teaching methodologies... promote students' involvement		10.The workload of 25 hours per credit is fulfilled		#.Supplementary academic activities...		11.Recommended study materials are useful		12.Lecturers always attend class...		13.Start and end times coincide with the established		Average of section	14.The information provided on the degree's website is useful	
A. year	nºsurv.	AVERAGE	nºsurv.	AVERAGE		nºsurv.	AVERAGE	nºsurv.	AVERAGE	nºsurv.	AVERAGE	nºsurv.	AVERAGE	nºsurv.	AVERAGE	nºsurv.	AVERAGE		nºsurv.	AVERAGE
24-25	38	3,11	42	3,76	3,45	42	3,79	38	4,13		*	42	3,69	42	4,19	42	4,29	4,01	42	3,95
23-24	28	3,64	29	3,55	3,6	30	3,63	30	4		*	30	3,9	30	4,13	30	4,23	3,98	30	3,97
22-23	70	3,51	77	3,79	3,66	79	3,63	75	3,85		*	79	3,97	79	4,28	79	4,29	4,01	79	3,99
21-22	89	3,45	107	3,8	3,64	110	3,65	104	4,07		*	111	3,85	110	4,33	111	4,14	4,01	108	4,09
20-21	40	3,4	51	3,25	3,32	52	3,44	51	3,78		*	48	3,81	51	4,41	52	4,27	3,94	52	3,88
19-20	35	3,43	50	3,42	3,42	51	3,35	50	3,56		*	51	3,69	52	4,04	52	4	3,73	51	3,51

Item deleted by modification of survey

EVALUATION OF DEGREE STUDIES (1st estud survey)

Academic year: 24-25

RUCT: 2500765

OVERALL											
A. year	Interest of this degree		Quality of lecturers		I would recommend this degree		Satisfaction with this degree		The gender perspective has been present ...		Average of section
	nºsurv.	AVERAGE	nºsurv.	AVERAGE	nºsurv.	AVERAGE	nºsurv.	AVERAGE	nºsurv.	AVERAGE	
24-25	42	4,43	42	3,81	42	4,29	42	4,02	41	4,59	4,22
23-24	30	4,47	30	3,97	30	4,3	30	4,2	29	4,45	4,28
22-23	77	4,52	77	3,83	77	4,52	77	4,38		*	4,31
21-22	108	4,5	109	3,82	108	4,36	108	4,24		*	4,23
20-21	50	4,58	50	3,82	48	4,56	50	4,36		*	4,33
19-20	49	4,39	49	3,53	49	4,35	48	4,12		*	4,1

* The average item is calculated from three surveys rating.

Average of a section is calculated by weighting the number of responses for each item.

** The last 6 courses are shown