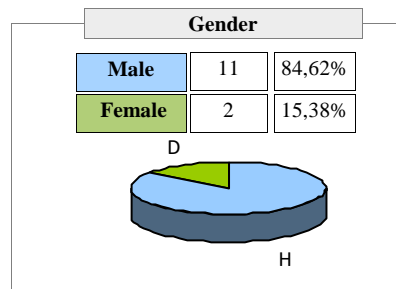
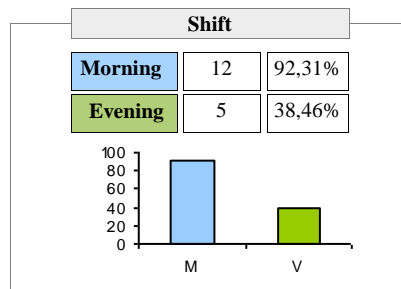


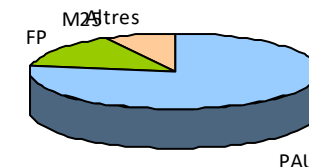
RUCT: 2501532

1403.- GRADO EN INGENIERÍA TELEMÁTICA



**Access mode**

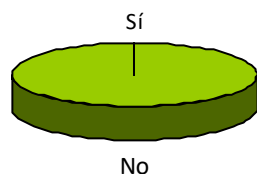
|         |    |        |
|---------|----|--------|
| PAU     | 10 | 76,92% |
| FP      | 2  | 15,38% |
| Over 25 | 0  | 0,00%  |
| Others  | 1  | 7,69%  |



ORGANIZATION OF TEACHING

1.- Have you experienced any incident as regards the organisation of the course?

|    |    |         |     |   |       |
|----|----|---------|-----|---|-------|
| No | 13 | 100,00% | Yes | 0 | 0,00% |
|----|----|---------|-----|---|-------|



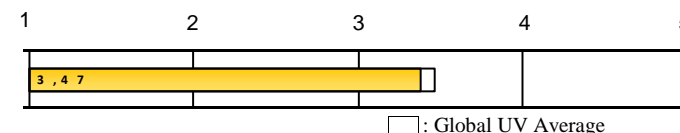
If any inconvenience found, mark which ones have you found (multiple choice):

|                     |                      |   |                      |
|---------------------|----------------------|---|----------------------|
| Removing groups     | <input type="text"/> | 0 | <input type="text"/> |
| schedule changes    | <input type="text"/> | 0 | <input type="text"/> |
| change classrooms   | <input type="text"/> | 0 | <input type="text"/> |
| Teaching not taught | <input type="text"/> | 0 | <input type="text"/> |
| Other               | <input type="text"/> | 0 | <input type="text"/> |

Respecte si= 0      Respecte n= 13

2.- The information received (enrolment process, pre-enrollment, scholarship information...) has been adequate

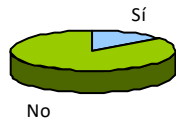
| N/C | Strongly disagree...Strongly agree |   |   |   |   | AVERAGE |
|-----|------------------------------------|---|---|---|---|---------|
|     | 1                                  | 2 | 3 | 4 | 5 |         |
| 0   | 1                                  | 1 | 4 | 6 | 1 | 3,38    |



**STUDENT ORIENTATION**

Before joining the university, did you participate in activities to get to know the centers, degrees, and the campus of the University of Valencia? (guided tours, laboratory practices, talks, Olympics, competitions, etc.)

| Yes    | No     |
|--------|--------|
| 2      | 11     |
| 15,38% | 84,62% |



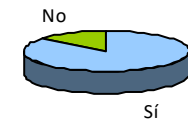
Before joining the University, did you have access to guides, publications and web pages about the degrees offer and the admission process of the University of Valencia?

| Yes    | No     |
|--------|--------|
| 7      | 6      |
| 53,85% | 46,15% |



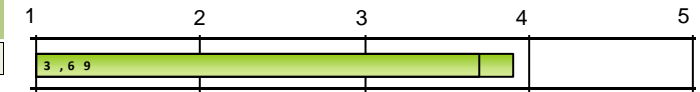
If you answered yes to any of the two previous questions, did it influence you in choosing the degree?

| Yes    | No     |
|--------|--------|
| 6      | 1      |
| 85,71% | 14,29% |



3.- The activities or orientation courses to facilitate my academic integration (library use, virtual classroom, web page ...) have been useful to me

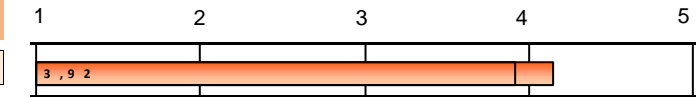
| N/C                       | Strongly disagree...Strongly agree |   |   |   |   | AVERAGE     |
|---------------------------|------------------------------------|---|---|---|---|-------------|
|                           | 1                                  | 2 | 3 | 4 | 5 |             |
| 2                         | 0                                  | 1 | 2 | 5 | 3 | 3,91        |
| <b>Average of section</b> |                                    |   |   |   |   | <b>3,91</b> |



**PLANNING EDUCATION**

4.- The initial planning and the activities programmed in the teaching guides or in the programs of the different subjects have been respected

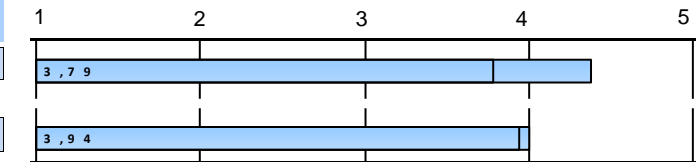
| N/C                       | Strongly disagree...Strongly agree |   |   |   |   | AVERAGE     |
|---------------------------|------------------------------------|---|---|---|---|-------------|
|                           | 1                                  | 2 | 3 | 4 | 5 |             |
| 0                         | 0                                  | 0 | 1 | 9 | 3 | 4,15        |
| <b>Average of section</b> |                                    |   |   |   |   | <b>4,15</b> |



**INFRASTRUCTURES**


5.- The teaching spaces are suitable for the development of the degree program (theory classrooms, practice classrooms, computer rooms and laboratories)


| N/C                       | Strongly disagree...Strongly agree |   |   |   |   | AVERAGE     |
|---------------------------|------------------------------------|---|---|---|---|-------------|
|                           | 1                                  | 2 | 3 | 4 | 5 |             |
| 0                         | 0                                  | 0 | 0 | 8 | 5 | 4,38        |
| <b>Average of section</b> |                                    |   |   |   |   | <b>4,19</b> |



6.- The learning spaces for work and group study (reading classrooms, spaces for group work) and their equipment are suitable

| N/C                       | Strongly disagree...Strongly agree |   |   |   |   | AVERAGE     |
|---------------------------|------------------------------------|---|---|---|---|-------------|
|                           | 1                                  | 2 | 3 | 4 | 5 |             |
| 0                         | 0                                  | 1 | 2 | 6 | 4 | 4           |
| <b>Average of section</b> |                                    |   |   |   |   | <b>4,19</b> |



 : Global UV Average

**( 1st estud survey )**
**COORDINATION**

|  | Strongly disagree...Strongly agree |   |   |   |   | AVERAGE | 1 2 3 4 5   |  |  |  |  |  |
|--|------------------------------------|---|---|---|---|---------|-------------|--|--|--|--|--|
|  | N/C                                | 1 | 2 | 3 | 4 |         | 5           |  |  |  |  |  |
| 7.- In the subjects where you had more than one lecturer, their coordination has been adequate       | 1                                  | 0 | 0 | 4 | 6 | 2       | 3,83        |  |  |  |  |  |
| 8.- Among the different subjects of the academic year, the lecturers' coordination has been adequate | 0                                  | 0 | 3 | 3 | 5 | 2       | 3,46        |  |  |  |  |  |
| <b>Average of section</b>  |                                    |   |   |   |   |         | <b>3,64</b> |  |  |  |  |  |

**DEVELOPMENT OF TEACHING**

|   | Strongly disagree...Strongly agree |   |   |   |   | AVERAGE | 1 2 3 4 5   |  |  |  |  |  |
|---|------------------------------------|---|---|---|---|---------|-------------|--|--|--|--|--|
|   | N/C                                | 1 | 2 | 3 | 4 |         | 5           |  |  |  |  |  |
| 9.- In general, the teaching methodologies favor my involvement in the learning process                     | 0                                  | 0 | 0 | 4 | 8 | 1       | 3,77        |  |  |  |  |  |
| 10.- In general, the workload of 25 hours per credit is fulfilled   | 2                                  | 1 | 0 | 2 | 5 | 3       | 3,82        |  |  |  |  |  |
| 11.- The recommended study materials are useful (reference manuals, notes, ...)                             | 2                                  | 0 | 1 | 1 | 4 | 5       | 4,18        |  |  |  |  |  |
| 12.- Lecturers always attend class and presential activities provided in the schedule                       | 0                                  | 0 | 0 | 1 | 2 | 10      | 4,69        |  |  |  |  |  |
| 13.- Classes and presential activities start and end times coincide with the publicly established schedules | 0                                  | 1 | 0 | 2 | 2 | 8       | 4,23        |  |  |  |  |  |
| <b>Average of section</b>   |                                    |   |   |   |   |         | <b>4,15</b> |  |  |  |  |  |

**PUBLIC INFORMATION**

|   | Strongly disagree...Strongly agree |   |   |   |   | AVERAGE | 1 2 3 4 5 |  |  |  |  |  |
|---|------------------------------------|---|---|---|---|---------|-----------|--|--|--|--|--|
|   | N/C                                | 1 | 2 | 3 | 4 |         | 5         |  |  |  |  |  |
| 14.- The information provided on the degree's website is useful | 0                                  | 1 | 1 | 3 | 4 | 4       | 3,69      |  |  |  |  |  |

**OVERALL**

|                               | Strongly disagree...Strongly agree |   |   |   |   | AVERAGE | 1 2 3 4 5   |  |  |  |  |  |
|-------------------------------|------------------------------------|---|---|---|---|---------|-------------|--|--|--|--|--|
|                               | N/C                                | 1 | 2 | 3 | 4 |         | 5           |  |  |  |  |  |
| Interest of this degree       | 0                                  | 0 | 1 | 1 | 5 | 6       | 4,23        |  |  |  |  |  |
| Quality of lecturers          | 0                                  | 0 | 0 | 2 | 8 | 3       | 4,08        |  |  |  |  |  |
| I would recommend this degree | 0                                  | 0 | 0 | 3 | 5 | 5       | 4,15        |  |  |  |  |  |
| Satisfaction with this degree | 0                                  | 0 | 0 | 3 | 4 | 6       | 4,23        |  |  |  |  |  |
| <b>Average of section</b>     |                                    |   |   |   |   |         | <b>4,17</b> |  |  |  |  |  |



**1403.- GRADO EN INGENIERÍA TELEMÁTICA**
**EVOLUTION**

|         |           | ORGANIZATION OF TEACHING         |  |         |  | STUDENT ORIENTATION |   |   |         | PLANNING EDUCATION |  |  | INFRASTRUCTURES |                    |  |         |                                       |         |                    |
|---------|-----------|----------------------------------|--|---------|--|---------------------|---|---|---------|--------------------|--|--|-----------------|--------------------|--|---------|---------------------------------------|---------|--------------------|
|         |           | #.Incidents have been solved ... | 2.The information received (enrolment process) |         | 3...orientation activities have been usefull |                     | #.guidance activities have been held... | #.I received satisfactory information ... |         | Average of section | #.guides provided have been helpful... | 4.The initial planning...have been respected |                 | Average of section | 5.The teaching spaces are suitable ... |         | 6.The learning spaces... are suitable |         | Average of section |
| A. year | Collected | n°surv.                          | AVERAGE  | n°surv. | AVERAGE                                      | n°surv.             | AVERAGE                                 | n°surv.                                   | AVERAGE | n°surv.            | AVERAGE                                | n°surv.                                      | AVERAGE         | n°surv.            | AVERAGE                                | n°surv. | AVERAGE                               | n°surv. | AVERAGE            |
| 22-23   | 13        | *                                | 13   | 3,38    | 11   | 3,91                | *                                       | *   | 3,91    | *                  | 13                                     | 4,15   | 4,15            | 13                 | 4,38                                   | 13      | 4                                     | 4,19    |                    |
| 21-22   | 30        | *                                | 30   | 3,87    | 30   | 4,17                | *                                       | *   | 4,17    | *                  | 29                                     | 4,31   | 4,31            | 29                 | 4,41                                   | 30      | 4,27                                  | 4,34    |                    |
| 20-21   | 7         | *                                | 7  | 3,86    | 7  | 3,86                | *                                       | *   | 3,86    | *                  | 7                                      | 4,29   | 4,29            | 7                  | 4,57                                   | 4       | 4,5                                   | 4,55    |                    |
| 19-20   | 9         | *                                | 9  | 3,11    | 8  | 3,5                 | *                                       | *   | 3,5     | *                  | 8                                      | 3,5  | 3,5             | 9                  | 4,44                                   | 9       | 4                                     | 4,22    |                    |
| 18-19   | 10        | *                                | 10   | 2,9     | 10   | 3,5                 | *                                       | *   | 3,5     | *                  | 10                                     | 4,1  | 4,1             | 10                 | 4,2                                    | 10      | 3,5                                   | 3,85    |                    |
| 17-18   | 5         | *                                | 5  | 2,8     | 5  | 3,8                 | *                                       | *   | 3,8     | *                  | 5                                      | 4,2  | 4,2             | 5                  | 4,6                                    | 4       | 3,75                                  | 4,22    |                    |

|         |    | COORDINATION                                   |         |                    | DEVELOPMENT OF TEACHING                                     |         |   |         |  |         |   |         |                                     |         | PUBLIC INFORMATION                                   |         |                    |   |         |
|---------|----|--|---------|--------------------|---|---------|---|---------|--|---------|---|---------|-------------------------------------|---------|--|---------|--------------------|---|---------|
|         |    | 7.In a subject, coordination between lecturers |         | Average of section | 9...teaching methodologies... promote students' involvement |         | 10.The workload of 25 hours per credit is fulfilled |         | #.Supplementary academic activities... |         | 11.Recommended study materials are useful |         | 12.Lecturers always attend class... |         | 13.Start and end times coincide with the established |         | Average of section | 14.The information provided on the degree's website is useful |         |
| A. year |    | n°surv.  | AVERAGE | n°surv.            | AVERAGE   | n°surv. | AVERAGE   | n°surv. | AVERAGE                                | n°surv. | AVERAGE                                   | n°surv. | AVERAGE                             | n°surv. | AVERAGE  | n°surv. | AVERAGE            | n°surv.   | AVERAGE |
| 22-23   | 12 | 3,83   | 13      | 3,46               | 3,64  | 13      | 3,77  | 11      | 3,82                                   | *       | 11  | 4,18    | 13                                  | 4,69    | 13   | 4,23    | 4,15               | 13  | 3,69    |
| 21-22   | 30 | 4,1  | 29      | 4,31               | 4,2   | 30      | 3,97  | 26      | 4,04                                   | *       | 28  | 4,11    | 29                                  | 4,72    | 30   | 4,47    | 4,27               | 30  | 4,3     |
| 20-21   | 6  | 4,17   | 7       | 4,14               | 4,15  | 7       | 3,43  | 6       | 3,5                                    | *       | 6   | 4       | 7                                   | 4,86    | 7  | 4,57    | 4,09               | 7   | 3,71    |
| 19-20   | 9  | 3,78   | 9       | 3,67               | 3,72  | 9       | 3,44  | 8       | 3,38                                   | *       | 9   | 3,33    | 9                                   | 4,11    | 9  | 3,56    | 3,57               | 9   | 4       |
| 18-19   | 10 | 3,9  | 10      | 3,6                | 3,75  | 10      | 3,4   | 9       | 3,89                                   | *       | 10  | 3,4     | 10                                  | 4,5     | 10   | 4,6     | 3,96               | 10  | 3,5     |
| 17-18   | 5  | 3,6  | 5       | 3,6                | 3,6   | 5       | 3,4   | 5       | 3,6                                    | *       | 5   | 3,8     | 5                                   | 4       | 5  | 4,2     | 3,8                | 5   | 3,8     |

# Item deleted by modification of survey

| OVERALL |                         |         |                      |         |                               |         |                               |         |                    |
|---------|-------------------------|---------|----------------------|---------|-------------------------------|---------|-------------------------------|---------|--------------------|
| A. year | Interest of this degree |         | Quality of lecturers |         | I would recommend this degree |         | Satisfaction with this degree |         | Average of section |
|         | n°surv.                 | AVERAGE | n°surv.              | AVERAGE | n°surv.                       | AVERAGE | n°surv.                       | AVERAGE |                    |
| 22-23   | 13                      | 4,23    | 13                   | 4,08    | 13                            | 4,15    | 13                            | 4,23    | 4,17               |
| 21-22   | 30                      | 4,37    | 30                   | 4,03    | 30                            | 4,37    | 30                            | 4,37    | 4,28               |
| 20-21   | 7                       | 4       | 7                    | 3,86    | 7                             | 4,14    | 7                             | 4       | 4                  |
| 19-20   | 9                       | 3,89    | 9                    | 3,44    | 9                             | 3,56    | 9                             | 3,56    | 3,61               |
| 18-19   | 10                      | 4       | 10                   | 3,8     | 10                            | 4       | 10                            | 3,8     | 3,9                |
| 17-18   | 5                       | 4,8     | 5                    | 3,6     | 5                             | 3,6     | 5                             | 4,4     | 4,1                |

\* The average item is calculated from three surveys rating.

Average of a section is calculated by weighting the number of responses for each item.

\*\* The last 6 courses are shown