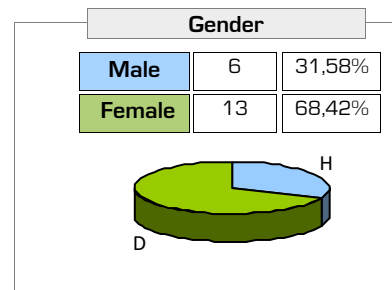
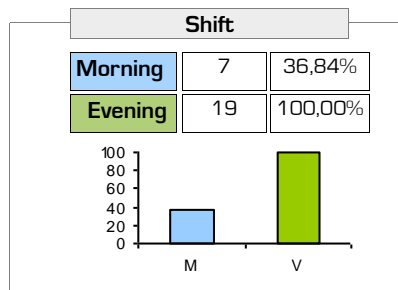


**1102.- GRADO EN BIOTECNOLOGÍA**

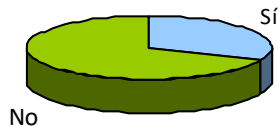


**ORGANIZATION OF TEACHING**

1.- Have you experienced any incident as regards the organisation of the course?

**No** 13 68,42%

**Yes** 6 31,58%



If any inconvenience found, mark which ones have you found (multiple choice):

Elimination of groups	0	0,00%	0,00%
Changes of timetable	5	83,33%	26,32%
Changes of classrooms	1	16,67%	5,26%
Teaching not delivered	3	50,00%	15,79%
Others	2	33,33%	10,53%

Respecte si= 6

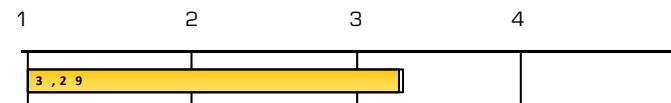
Respecte n= 19

Altres incidències:

Pràctiques hasta la última semana de cuatrimestre, laboratorios y teoría cuando es el CIB impiden que podamos apuntarnos al congreso // Falta de temps per alguns treballs

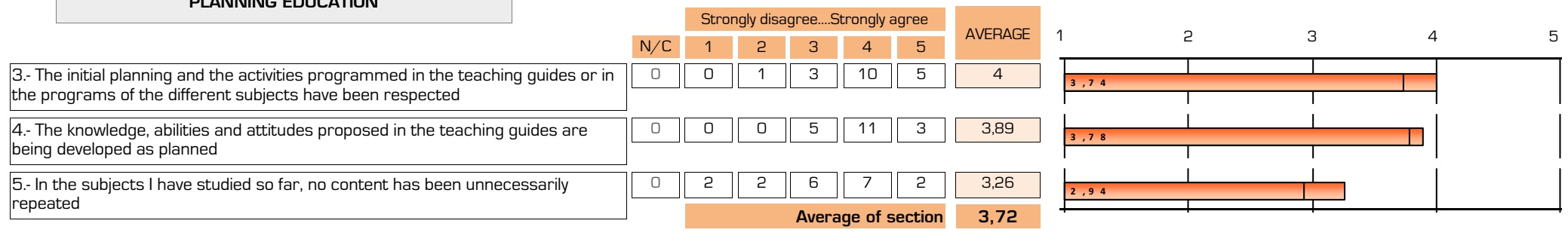
2.- The information received (enrolment process, pre-enrollment, scholarship information...) has been adequate

	Strongly disagree...Strongly agree					
N/C	1	2	3	4	5	AVERAGE
0	0	6	3	9	1	3,26

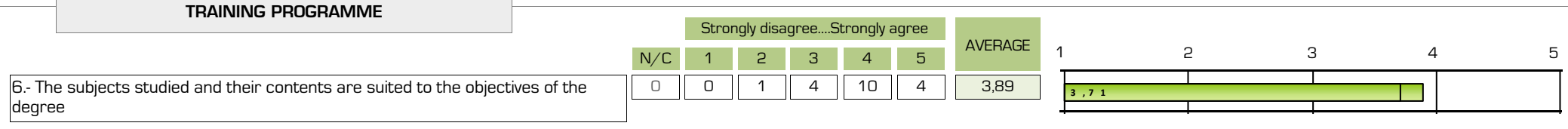


: Global UV Average

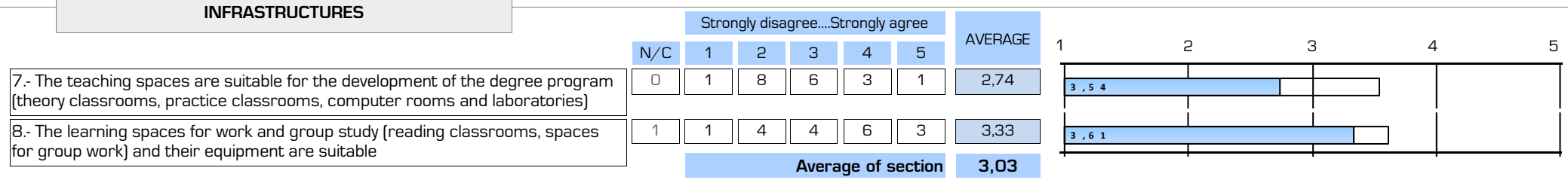
**PLANNING EDUCATION**



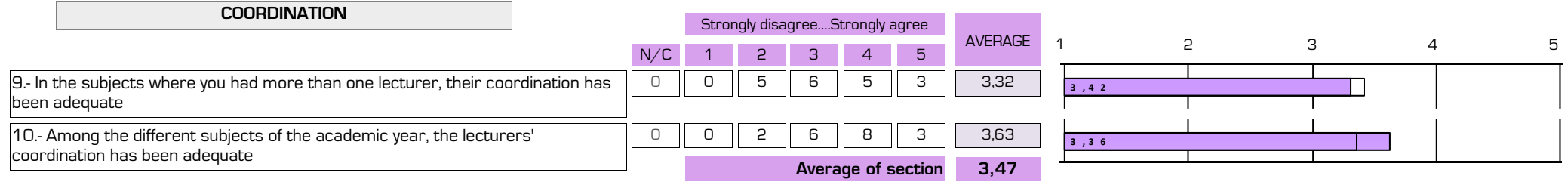
**TRAINING PROGRAMME**



**INFRASTRUCTURES**



**COORDINATION**



: Global UV Average

DEVELOPMENT OF TEACHING												
	Strongly disagree...Strongly agree					AVERAGE	1	2	3	4	5	
	N/C	1	2	3	4							5
11.- In general, the teaching methodologies favor my involvement in the learning process	1	0	2	5	9	2	3,61					
12.- In general, the workload of 25 hours per credit is fulfilled	1	6	4	4	4	0	2,33					
13.- The complementary academic activities (visits, seminars, talks...) have contributed to my training	1	0	2	5	9	2	3,61					
14.- Practical sessions are in line with the theoretical contents taught	0	0	1	1	12	5	4,11					
15.- The recommended study materials are useful (reference manuals, notes, books, articles, videos, etc.)	1	0	2	5	8	3	3,67					
16.- Lecturers always attend class and presental activities provided in the schedule	0	0	0	2	6	11	4,47					
17.- Classes and presental activities start and end times coincide with the publicly established schedules	0	0	0	2	6	11	4,47					
<b>Average of section</b>							<b>3,77</b>					

EVALUATION												
	Strongly disagree...Strongly agree					AVERAGE	1	2	3	4	5	
	N/C	1	2	3	4							5
18.- The assessment systems are adapted to the learning methodologies.	1	0	1	5	11	1	3,67					
19.- The performance demanded is suited to the teaching delivered	1	0	2	6	8	2	3,56					
<b>Average of section</b>							<b>3,61</b>					

PUBLIC INFORMATION												
	Strongly disagree...Strongly agree					AVERAGE	1	2	3	4	5	
	N/C	1	2	3	4							5
20.- The information provided on the degree's website is useful	1	0	4	2	8	4	3,67					

OVERALL												
	Strongly disagree...Strongly agree					AVERAGE	1	2	3	4	5	
	N/C	1	2	3	4							5
Interest of this degree	2	0	1	2	8	6	4,12					
Quality of lecturers	1	0	0	5	10	3	3,89					
I would recommend this degree	1	2	2	5	7	2	3,28					
Satisfaction with this degree	1	0	1	2	11	4	4					
The gender perspective has been present in a transversal way in this degree: use of egalitarian and inclusive language, promotion of the participation of women in the classroom and references of women authors in the bibliography.	3	0	1	4	5	6	4					
<b>Average of section</b>							<b>3,85</b>					

: Global UV Average

**1102.- GRADO EN BIOTECNOLOGÍA**

**EVOLUTION**

		ORGANIZATION OF TEACHING				PLANNING EDUCATION						TRAINING PROGRAMME		INFRASTRUCTURES									
		#.Incidents have been solved ...		2.The information received (enrolment process, ...)		#.guides provided have been helpful...		3.The inicial planning have been respected		4.Knowledge, abilities and attitudes in the guides ...		5.contents have not been repeated		Average of section		6.The subjects studied and their contents are suited...		7.The teaching spaces are suitable ...		8.The learning spaces... are suitable		Average of section	
A. year	Collected	n°surv.	AVERAGE	n°surv.	AVERAGE	n°surv.	AVERAGE	n°surv.	AVERAGE	n°surv.	AVERAGE	n°surv.	AVERAGE	n°surv.	AVERAGE	n°surv.	AVERAGE	n°surv.	AVERAGE	n°surv.	AVERAGE	n°surv.	AVERAGE
23-24	19		*	19	3,26		*	19	4	19	3,89	19	3,26	3,72	19	3,89	19	2,74	18	3,33			3,03
22-23	27		*	27	3,37		*	27	3,67	27	4,22	27	3,26	3,72	27	4,07	27	3,63	24	3,79			3,71
21-22	16		*	16	3,31		*	16	3,94	16	3,94	16	3,19	3,69	16	4	16	3,31	14	3,07			3,2
20-21	15		*	15	3,27		*	15	3,87	15	3,73	15	3,2	3,6	15	4,13	15	3,13	15	3,13			3,13
19-20	19		*	18	3,39		*	19	3,95	18	3,83	19	2,95	3,57	19	3,53	19	3,11	19	3,11			3,11
18-19	34		*	34	3,21		*	34	3,97	34	3,88	34	3,29	3,72	34	3,79	34	3,03	33	2,97			3

		COORDINATION				DESENVOLUPAMENT DE L'ENSENYAMENT																	
		9.In a subject ... coordination between lecturers		10.Coordination between lecturers of different subjects		Average of section		11...teaching methodologies favoy my involvement		12.The workload of 25 hours per credit is fulfilled		13.Complementary academic activities...		14.Practical sessions are in line with the theory		15.Recommended study materials are useful		16.Lecturers always attend class ...		17.Start and end times coincide with the established		Average of section	
A. year		n°surv.	AVERAGE	n°surv.	AVERAGE	n°surv.	AVERAGE	n°surv.	AVERAGE	n°surv.	AVERAGE	n°surv.	AVERAGE	n°surv.	AVERAGE	n°surv.	AVERAGE	n°surv.	AVERAGE	n°surv.	AVERAGE	n°surv.	AVERAGE
23-24		19	3,32	19	3,63	3,47	18	3,61	18	2,33	18	3,61	19	4,11	18	3,67	19	4,47	19	4,47			3,77
22-23		27	3,96	26	3,54	3,75	27	3,59	25	3,08	27	3,56	27	4,22	27	3,3	27	4,67	27	4,33			3,83
21-22		16	3,94	16	3,38	3,66	15	3,33	16	2,81	15	3,6	16	4,31	14	3,57	16	4,38	16	4,19			3,75
20-21		15	3,53	15	3,53	3,53	15	3,2	15	3,13	15	4,27	15	4,27	14	3,71	15	4,8	15	4,53			3,99
19-20		19	3,16	19	3,16	3,16	19	2,89	19	2,16	19	3,32	19	4	19	3,47	19	4,74	19	4,53			3,59
18-19		34	3,76	34	3,74	3,75	34	3,44	30	2,67	33	3,91	34	3,94	32	3,84	34	4,71	34	4,15			3,83

# Item deleted by modification of survey

A. year	EVALUATION					PUBLIC INFORMATION		OVERALL										
	18.The assessment systems are adapted to the learning methodologies.		19.The performance demanded is suited to the teaching delivered		Average of section	20.The information provided on the website...		Interest of this degree		Quality of lecturers		I would recommend this degree		Satisfaction with this degree		The gender perspective has been present...		Average of section
	n°surv.	AVERAGE	n°surv.	AVERAGE		n°surv.	AVERAGE	n°surv.	AVERAGE	n°surv.	AVERAGE	n°surv.	AVERAGE	n°surv.	AVERAGE	n°surv.	AVERAGE	
23-24	18	3,67	18	3,56	3,61	18	3,67	17	4,12	18	3,89	18	3,28	18	4	16	4	3,85
22-23	27	3,48	27	3,48	3,48	27	3,7	27	4,19	27	3,93	25	4,16	27	3,96		*	4,06
21-22	16	3,25	16	3,25	3,25	16	3,25	14	4,43	14	3,86	14	3,86	14	3,93		*	4,02
20-21	15	3,33	15	3,33	3,33	15	3,53	15	4,33	15	3,67	15	3,93	15	4		*	3,98
19-20	19	3,32	19	3,11	3,21	18	3,39	19	4,21	19	3,74	19	3,68	19	3,47		*	3,78
18-19	31	3,52	32	3,53	3,52	30	3,67	33	3,91	33	3,82	33	3,58	33	3,55		*	3,71

\* The average item is calculated from three surveys rating.  
Average of a section is calculated by weighting the number of responses for each item.

\*\* The last 6 courses are shown