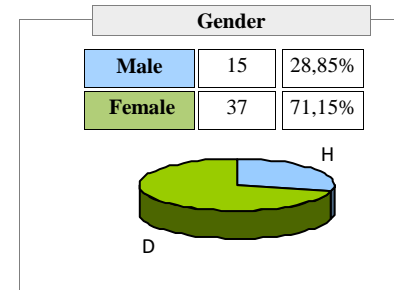
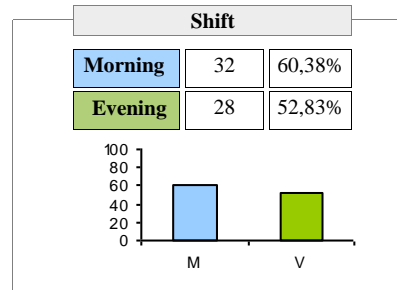


RUCT: 2501684

1303.- GRADO EN DERECHO

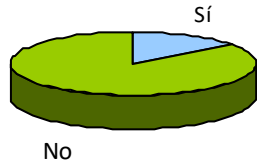


ORGANIZATION OF TEACHING

1.- Have you experienced any incident as regards the organisation of the course?

No 45 84,91%

Yes 8 15,09%



If any inconvenience found, mark which ones have you found (multiple choice):

Elimination of groups	2	25,00%	3,77%
Changes of timetable	3	37,50%	5,66%
Changes of classrooms	2	25,00%	3,77%
Teaching not delivered	6	75,00%	11,32%
Others	2	25,00%	3,77%

Respecte si= 8

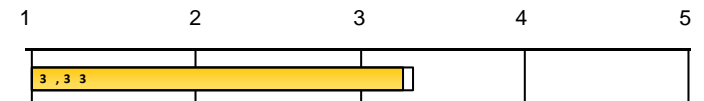
Respecte n= 53


Altres incidències:



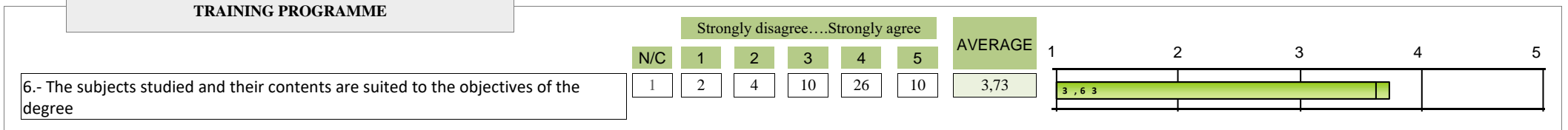
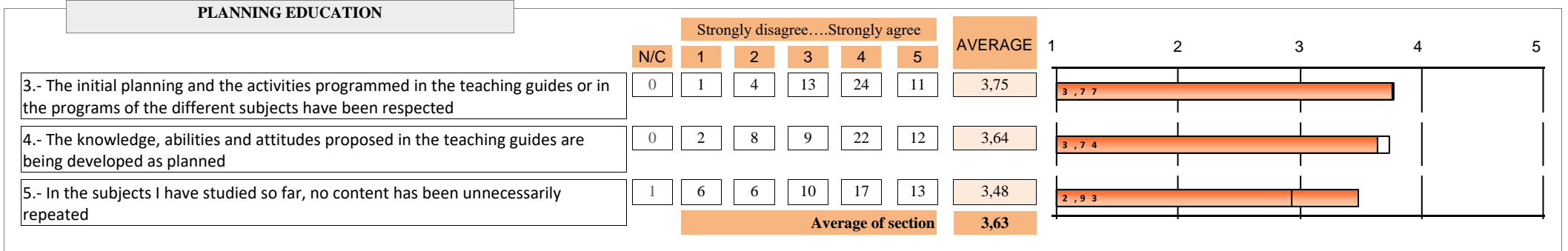

Canvis de professors // Falta de informació clara, organització de alguns docents pésima, falta de comunicació con el tiempo necesario de algunos profesores, incumplimiento de reglamento por parte de profesores, etc.

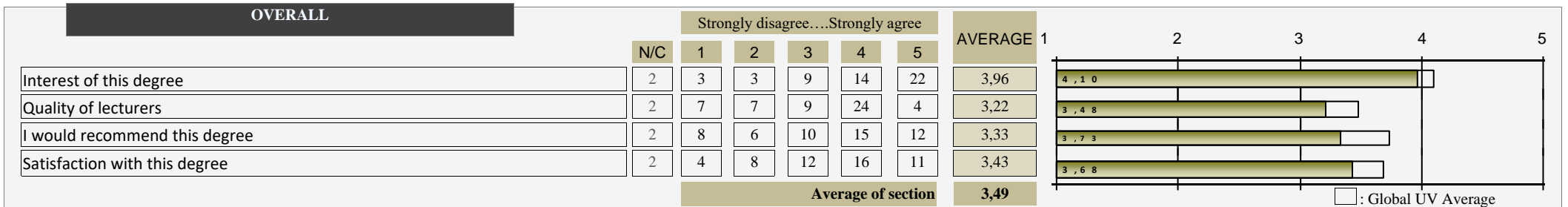
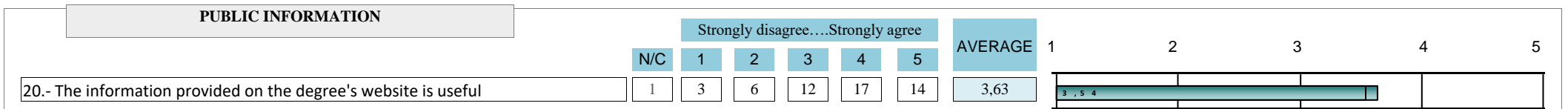
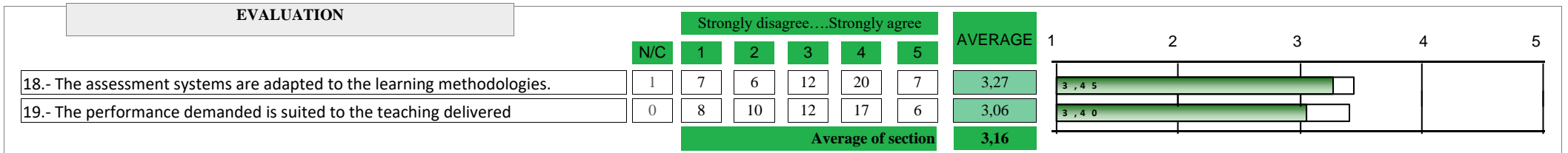
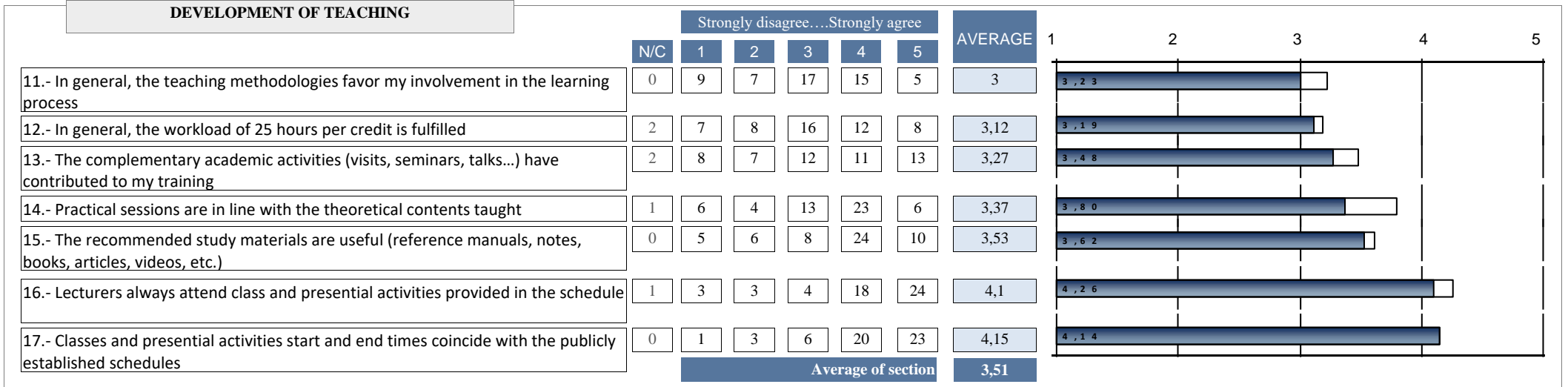
2.- The information received (enrolment process, pre-enrollment, scholarship information...) has been adequate

	Strongly disagree...Strongly agree					
N/C	1	2	3	4	5	AVERAGE
0	5	10	16	10	12	3,26



 : Global UV Average


 : Global UV Average



**1303.- GRADO EN DERECHO**

EVOLUTION		ORGANIZATION OF TEACHING		PLANNING EDUCATION						TRAINING PROGRAMME		INFRASTRUCTURES							
		#.Incidents have been solved ...	2.The information received (enrolment process, ...)	#.guides provided have been helpful...	3.The inicial planning have been respected	4.Knowledge, abilities and attitudes in the guides	5.contents have not been repeated	Average of section	6.The subjects studied and their contents are suited	7.The teaching spaces are suitable ...	8.The learning spaces... are suitable	Average of section							
A. year	Collected	n°surv. AVERAGE	n°surv. AVERAGE	n°surv. AVERAGE	n°surv. AVERAGE	n°surv. AVERAGE	n°surv. AVERAGE	n°surv. AVERAGE	n°surv. AVERAGE	n°surv. AVERAGE	n°surv. AVERAGE	n°surv. AVERAGE	n°surv. AVERAGE	n°surv. AVERAGE	n°surv. AVERAGE				
22-23	53	*	53	3,26	*	53	3,75	53	3,64	52	3,48	3,63	52	3,73	52	3,62	49	3,8	3,7
21-22	90	*	90	3,09	*	89	3,4	87	3,36	90	3,3	3,35	90	3,49	89	2,83	87	3,17	3
20-21	131	*	128	2,66	*	129	3,12	130	3,05	126	3,26	3,14	131	3,35	128	2,88	129	2,86	2,87
19-20	111	*	111	2,89	*	111	3,01	109	3,02	109	3,28	3,1	109	3,36	108	3,22	107	3,18	3,2
18-19	83	*	83	2,98	*	82	3,27	83	3,18	81	3,12	3,19	83	3,31	83	3,01	83	3,16	3,08
17-18	93	*	92	3,08	*	92	3,08	92	3,21	91	2,89	3,06	91	3,37	90	3,24	92	3,27	3,26

		COORDINATION			DESENVOLUPAMENT DE L'ENSENYAMENT															
		9.In a subject ... coordination between lecturers	10.Coordination between lecturers of different subjects	Average of section	11... teaching methodologies favoy my involvement	12.The workload of 25 hours per credit is fulfilled	13.Complementary academic activities...	14.Practical sessions are in line with the theory	15.Recommended study materials are useful	16.Lecturers always attend class ...	17.Start and end times coincide with the established	Average of section								
A. year	n°surv. AVERAGE	n°surv. AVERAGE	n°surv. AVERAGE	n°surv. AVERAGE	n°surv. AVERAGE	n°surv. AVERAGE	n°surv. AVERAGE	n°surv. AVERAGE	n°surv. AVERAGE	n°surv. AVERAGE	n°surv. AVERAGE	n°surv. AVERAGE	n°surv. AVERAGE	n°surv. AVERAGE	n°surv. AVERAGE					
22-23	51	3,57	50	3,46	3,51	53	3	51	3,12	51	3,27	52	3,37	53	3,53	52	4,1	53	4,15	3,51
21-22	88	2,93	88	3,09	3,01	90	2,79	87	3	90	2,96	86	3,31	89	3,21	89	3,75	90	3,77	3,26
20-21	121	2,9	127	2,65	2,77	130	2,51	123	2,67	123	3	130	3,25	128	3,24	130	3,38	130	3,71	3,11
19-20	103	2,92	104	2,77	2,85	110	2,66	104	2,72	103	2,96	106	3,34	108	3,44	107	3,62	108	3,78	3,22
18-19	81	2,99	80	2,9	2,94	83	2,59	75	3,04	83	2,7	79	3,54	83	3,39	82	3,66	83	3,73	3,24
17-18	85	2,98	87	2,97	2,97	91	2,57	86	3,02	88	2,75	89	3,25	89	3,31	90	3,38	90	3,66	3,13

# Item deleted by modification of survey

A. year	EVALUATION					PUBLIC INFORMATION		OVERALL								
	18.The assessment systems are adapted to the learning		19.The performance demanded is suited to the teaching delivered		Average of section	20.The information provided on the website...		Interest of this degree		Quality of lecturers		I would recommend this degree		Satisfaction with this degree		Average of section
	n°surv.	AVERAGE	n°surv.	AVERAGE		n°surv.	AVERAGE	n°surv.	AVERAGE	n°surv.	AVERAGE	n°surv.	AVERAGE	n°surv.	AVERAGE	
22-23	52	3,27	53	3,06	3,16	52	3,63	51	3,96	51	3,22	51	3,33	51	3,43	3,49
21-22	90	3,01	89	2,88	2,94	90	3,22	86	3,78	86	3,03	85	3,12	85	3,39	3,33
20-21	129	2,6	129	2,53	2,57	128	2,93	127	3,87	129	2,9	128	3,2	129	3,22	3,3
19-20	107	2,86	108	2,56	2,71	105	3,2	103	3,83	107	3,04	106	3,39	107	3,3	3,39
18-19	79	2,75	79	2,78	2,77	80	3,26	78	3,95	79	3,09	77	3,3	80	3,29	3,4
17-18	91	2,8	91	2,8	2,8	89	3,37	91	4,09	93	3,13	93	3,57	93	3,56	3,58

\* The average item is calculated from three surveys rating.

Average of a section is calculated by weighting the number of responses for each item.

\*\* The last 6 courses are shown