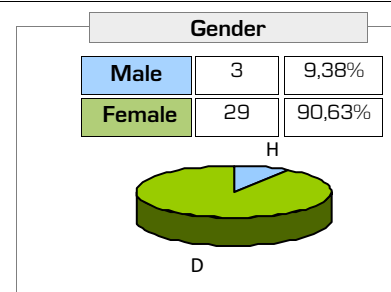
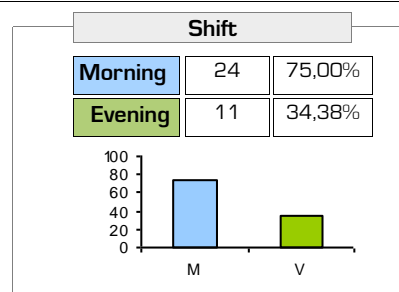


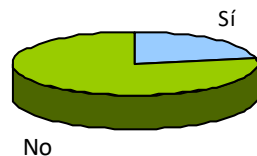
1305.- GRADO EN MAESTRO/A EN EDUCACIÓN PRIMARIA



ORGANIZATION OF TEACHING

1.- Have you experienced any incident as regards the organisation of the course?

No 25 78,13%



Yes 7 21,88%

If any inconvenience found, mark which ones have you found
(multiple choice):

Elimination of groups	0	0,00%	0,00%
Changes of timetable	2	28,57%	6,25%
Changes of classrooms	2	28,57%	6,25%
Teaching not delivered	2	28,57%	6,25%
Others	3	42,86%	9,38%

Respecte si= 7

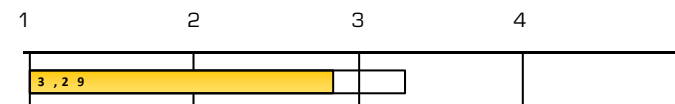
Respecte n= 32

Altres incidències:

CRÉDITOS VALENCIANO // Canvi de grup i de la llengua impartida que estava plasmada en la matrícula // error en la matrícula por culpa de la plataforma pero que no pude subsanar porque secretaría estaba cerrado por vacaciones

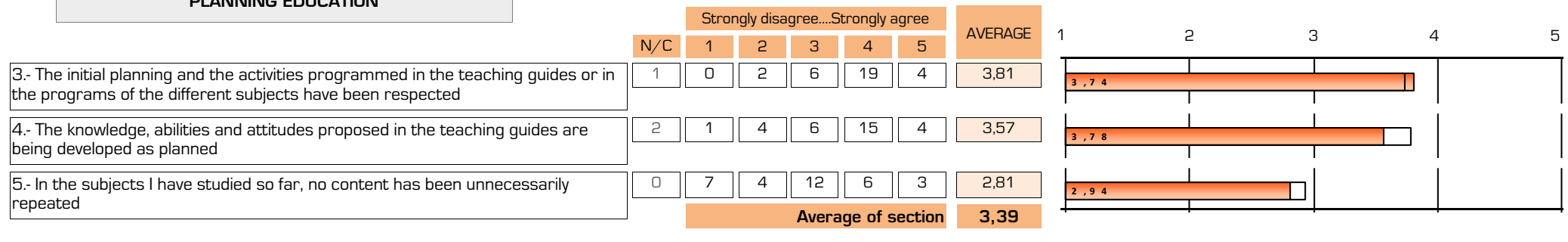
2.- The information received (enrolment process, pre-enrollment, scholarship information...) has been adequate

Strongly disagree....Strongly agree						AVERAGE
N/C	1	2	3	4	5	
0	5	7	11	6	3	2,84

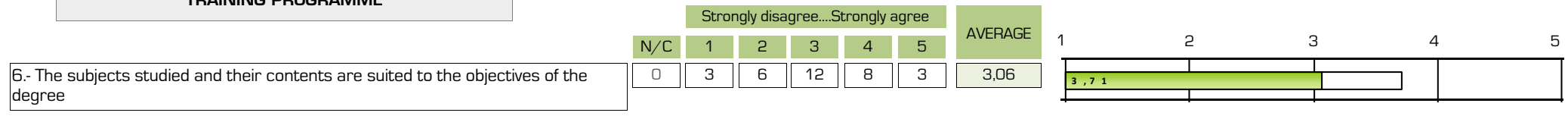


☐ : Global UV Average

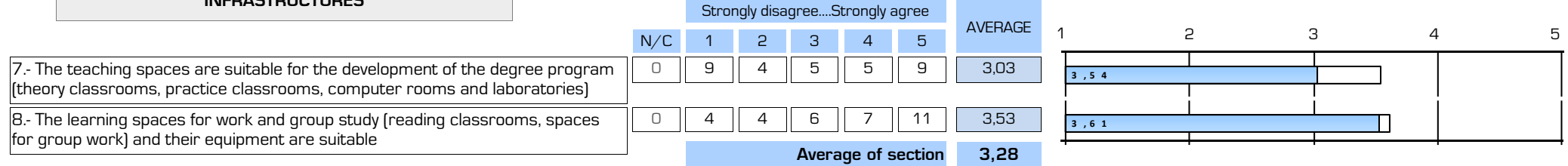
PLANNING EDUCATION



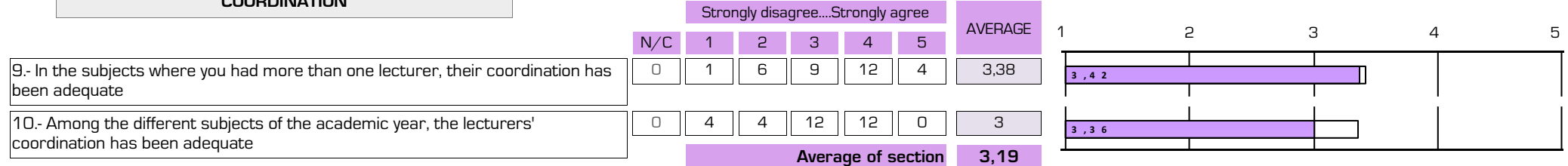
TRAINING PROGRAMME



INFRASTRUCTURES










COORDINATION





: Global UV Average


DEVELOPMENT OF TEACHING

	Strongly disagree....Strongly agree						AVERAGE					
	N/C	1	2	3	4	5		1	2	3	4	5
11.- In general, the teaching methodologies favor my involvement in the learning process	0	3	7	13	7	2	2,94					
12.- In general, the workload of 25 hours per credit is fulfilled	1	3	6	2	15	5	3,42					
13.- The complementary academic activities (visits, seminars, talks...) have contributed to my training	2	3	5	8	9	5	3,27					
14.- Practical sessions are in line with the theoretical contents taught	1	2	3	9	10	7	3,55					
15.- The recommended study materials are useful (reference manuals, notes, books, articles, videos, etc.)	1	2	6	8	14	1	3,19					
16.- Lecturers always attend class and presential activities provided in the schedule	0	0	1	5	16	10	4,09					
17.- Classes and presential activities start and end times coincide with the publicly established schedules	0	0	1	5	14	12	4,16					
Average of section							3,52					






EVALUATION


	Strongly disagree....Strongly agree						AVERAGE					
	N/C	1	2	3	4	5		1	2	3	4	5
18.- The assessment systems are adapted to the learning methodologies.	0	4	3	12	11	2	3,12					
19.- The performance demanded is suited to the teaching delivered	1	2	4	13	10	2	3,19					
Average of section							3,16					

PUBLIC INFORMATION

	Strongly disagree....Strongly agree						AVERAGE					
	N/C	1	2	3	4	5		1	2	3	4	5
20.- The information provided on the degree's website is useful	0	2	6	13	7	4	3,16					

OVERALL

	Strongly disagree....Strongly agree						AVERAGE					
	N/C	1	2	3	4	5		1	2	3	4	5
Interest of this degree	1	1	1	7	15	7	3,84					
Quality of lecturers	1	2	3	14	11	1	3,19					
I would recommend this degree	1	4	2	10	10	5	3,32					
Satisfaction with this degree	1	3	3	13	9	3	3,19					
The gender perspective has been present in a transversal way in this degree: use of egalitarian and inclusive language, promotion of the participation of women in the classroom and references of women authors in the bibliography.	4	0	2	3	12	11	4,14					
Average of section							3,53					

 : Global UV Average

1305.- GRADO EN MAESTRO/A EN EDUCACIÓN PRIMARIA

EVOLUTION

EVOLUTION		ORGANIZATION OF TEACHING				PLANNING EDUCATION								TRAINING PROGRAMME		INFRASTRUCTURES					
		#.Incidents have been solved ...		2.The information received (enrolment process, ...)		#.guides provided have been helpful...		3.The inicial planning have been respected		4.Knowledge, abilities and attitudes in the guides ...		5.contents have not been repeated		Average of section	6.The subjects studied and their contents are suited...		7.The teaching spaces are suitable ...		8.The learning spaces... are suitable		Average of section
A. year	Collected	nºsurv.	AVERAGE	nºsurv.	AVERAGE	nºsurv.	AVERAGE	nºsurv.	AVERAGE	nºsurv.	AVERAGE	nºsurv.	AVERAGE	nºsurv.	AVERAGE	nºsurv.	AVERAGE	nºsurv.	AVERAGE	nºsurv.	AVERAGE
23-24	32		*	32	2,84		*	31	3,81	30	3,57	32	2,81	3,39	32	3,06	32	3,03	32	3,53	3,28
22-23	57		*	56	3,04		*	57	3,68	57	3,65	56	2,41	3,25	57	3,16	57	3,65	54	3,94	3,79
21-22	62		*	62	2,94		*	62	3,82	62	3,53	62	2,58	3,31	62	2,95	62	3,23	62	3,52	3,37
20-21	82		*	82	2,94		*	82	3,54	82	3,43	80	2,9	3,29	82	2,99	82	3,07	81	3,22	3,15
19-20	114		*	114	3,04		*	113	3,41	113	3,32	113	2,81	3,18	114	3,08	114	3,5	113	3,42	3,46
18-19	111		*	111	3,39		*	111	3,5	111	3,32	111	2,66	3,16	111	3,12	111	3,64	111	3,6	3,62

	COORDINATION					DESENVOLUPAMENT DE L'ENSENYAMENT														
	9.In a subject ... coordination between lecturers		10.Coordination between lecturers of different subjects		Average of section	11...teaching methodologies favoy my involvement		12.The workload of 25 hours per credit is fulfilled		13.Complementary academic activities...		14.Practical sessions are in line with the theory		15.Recommended study materials are useful		16.Lecturers always attend class ...		17.Start and end times coincide with the established		Average of section
A. year	nºsurv.	AVERAGE	nºsurv.	AVERAGE		nºsurv.	AVERAGE	nºsurv.	AVERAGE	nºsurv.	AVERAGE	nºsurv.	AVERAGE	nºsurv.	AVERAGE	nºsurv.	AVERAGE	nºsurv.	AVERAGE	
23-24	32	3,38	32	3	3,19	32	2,94	31	3,42	30	3,27	31	3,55	31	3,19	32	4,09	32	4,16	3,52
22-23	55	3,29	55	3,11	3,2	57	3,18	53	3,08	52	3,25	57	3,74	57	3,63	56	4,34	57	4,33	3,66
21-22	60	3,1	61	2,87	2,98	62	2,84	62	3,27	59	3,2	61	3,59	62	3,44	61	4,23	61	4,3	3,55
20-21	76	3,16	82	3,05	3,1	81	2,95	81	3,27	70	3,19	81	3,44	82	3,22	82	4,23	82	4,27	3,52
19-20	107	3,37	111	2,97	3,17	113	3,05	113	2,89	105	3,29	113	3,58	112	3,46	110	4,18	112	4,03	3,5
18-19	103	3,47	107	3,17	3,31	109	3,02	108	3,48	110	3,55	110	3,64	111	3,64	111	4,35	111	4,33	3,72

Item deleted by modification of survey

EVALUATION OF DEGREE STUDIES
(3th estud survey)

ACADEMIC YEAR: 23-24

RUCT: 2500877

	EVALUATION					PUBLIC INFORMATION		OVERALL										
	18.The assessment systems are adapted to the learning methodologies.		19.The performance demanded is suited to the teaching delivered		Average of section	20.The information provided on the website...		Interest of this degree		Quality of lecturers		I would recommend this degree		Satisfaction with this degree		The gender perspective has been present...		Average of section
A. year	nºsurv.	AVERAGE	nºsurv.	AVERAGE		nºsurv.	AVERAGE	nºsurv.	AVERAGE	nºsurv.	AVERAGE	nºsurv.	AVERAGE	nºsurv.	AVERAGE	nºsurv.	AVERAGE	
23-24	32	3,12	31	3,19	3,16	32	3,16	31	3,84	31	3,19	31	3,32	31	3,19	28	4,14	3,53
22-23	57	3,25	57	3,18	3,21	54	3,41	55	3,95	55	3,27	55	3,82	54	3,56		*	3,65
21-22	60	3,27	59	3,27	3,27	60	3,1	56	3,91	56	3,34	56	3,66	56	3,48		*	3,6
20-21	82	3,07	82	3,21	3,14	79	3,32	78	3,96	79	3,3	80	3,76	80	3,5		*	3,63
19-20	114	3,21	112	3,12	3,16	114	3,24	112	4,05	113	3,44	113	3,79	112	3,52		*	3,7
18-19	108	3,15	110	3,22	3,18	107	3,56	106	4,16	106	3,29	107	3,86	107	3,65		*	3,74

* The average item is calculated from three surveys rating.

Average of a section is calculated by weighting the number of responses for each item.

** The last 6 courses are shown