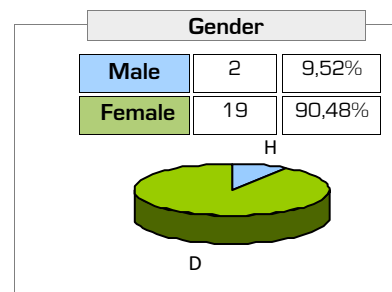
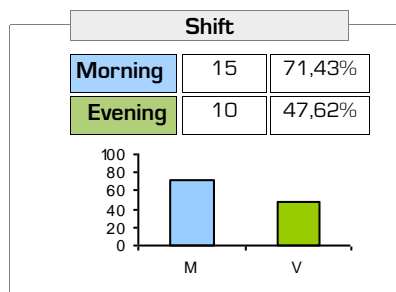


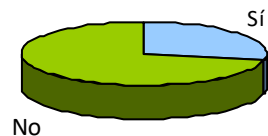
1307.- GRADO EN PEDAGOGÍA



ORGANIZATION OF TEACHING

1.- Have you experienced any incident as regards the organisation of the course?

No 15 71,43%



Yes 6 28,57%

If any inconvenience found, mark which ones have you found (multiple choice):

Elimination of groups	0	0,00%	0,00%
Changes of timetable	2	33,33%	9,52%
Changes of classrooms	4	66,67%	19,05%
Teaching not delivered	3	50,00%	14,29%
Others	3	50,00%	14,29%

Respecte si= 6

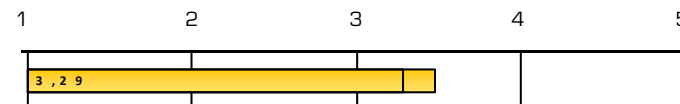
Respecte n= 21

Altres incidències:

Errors burocràtics, com ara no tindre assignat/da tutor/a de pràctiques ni TFG a dues setmanes de començar les pràctiques. // mala organizació // Mai hem pogut gaudir d'un espai propi, dins de la nostra Facultat. Hem estat més temps en la de Psicologia que en la nostra. Sempre hem sigut nòmades. En quant a la docència no impartida, més bé crec que és una qüestió de la qualitat de la docència; a més, crec que molts professors careixen realment de aptituds pedagògiques i altres habilitats. No sols importa que sàpien dominar els continguts, crec que de veritat falta una formació docent en aspectes no cognitius, i precisament estant en el Grau de Pedagogia, m'ha sorprès molt la falta d'habilitats socials d'alguns professors.

2.- The information received (enrolment process, pre-enrollment, scholarship information...) has been adequate

	Strongly disagree....Strongly agree					
N/C	1	2	3	4	5	AVERAGE
0	3	2	3	8	5	3,48



☐ : Global UV Average

PLANNING EDUCATION

PLANNING EDUCATION		Strongly disagree....Strongly agree					AVERAGE					
	N/C	1	2	3	4	5		1	2	3	4	5
3.- The initial planning and the activities programmed in the teaching guides or in the programs of the different subjects have been respected	0	0	3	6	10	2	3,52					
4.- The knowledge, abilities and attitudes proposed in the teaching guides are being developed as planned	0	0	4	5	11	1	3,43					
5.- In the subjects I have studied so far, no content has been unnecessarily repeated	1	3	5	8	3	1	2,7					
Average of section							3,23					

TRAINING PROGRAMME

TRAINING PROGRAMME		Strongly disagree....Strongly agree					AVERAGE					
	N/C	1	2	3	4	5		1	2	3	4	5
6.- The subjects studied and their contents are suited to the objectives of the degree	0	2	5	4	8	2	3,14					

INFRASTRUCTURES








INFRASTRUCTURES		Strongly disagree....Strongly agree					AVERAGE					
	N/C	1	2	3	4	5		1	2	3	4	5
7.- The teaching spaces are suitable for the development of the degree program (theory classrooms, practice classrooms, computer rooms and laboratories)	0	8	8	3	0	2	2,05					
8.- The learning spaces for work and group study (reading classrooms, spaces for group work) and their equipment are suitable	0	7	5	3	3	3	2,52					
Average of section							2,29					

COORDINATION


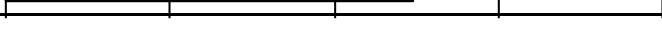
COORDINATION		Strongly disagree....Strongly agree					AVERAGE					
	N/C	1	2	3	4	5		1	2	3	4	5
9.- In the subjects where you had more than one lecturer, their coordination has been adequate	0	5	3	5	7	1	2,81					
10.- Among the different subjects of the academic year, the lecturers' coordination has been adequate	0	3	3	7	7	1	3					
Average of section							2,9					

: Global UV Average


DEVELOPMENT OF TEACHING

	Strongly disagree....Strongly agree						AVERAGE					
	N/C	1	2	3	4	5		1	2	3	4	5
11.- In general, the teaching methodologies favor my involvement in the learning process	0	2	2	8	6	3	3,29					
12.- In general, the workload of 25 hours per credit is fulfilled	1	1	2	7	6	4	3,5					
13.- The complementary academic activities (visits, seminars, talks...) have contributed to my training	0	2	0	6	9	4	3,62					
14.- Practical sessions are in line with the theoretical contents taught	0	1	1	10	7	2	3,38					
15.- The recommended study materials are useful (reference manuals, notes, books, articles, videos, etc.)	0	1	2	7	10	1	3,38					
16.- Lecturers always attend class and presental activities provided in the schedule	0	1	1	1	9	9	4,14					
17.- Classes and presental activities start and end times coincide with the publicly established schedules	0	1	2	1	6	11	4,14					
Average of section							3,64					






EVALUATION


	Strongly disagree....Strongly agree						AVERAGE					
	N/C	1	2	3	4	5		1	2	3	4	5
18.- The assessment systems are adapted to the learning methodologies.	0	2	2	6	10	1	3,29					
19.- The performance demanded is suited to the teaching delivered	0	2	3	2	11	3	3,48					
Average of section							3,38					

PUBLIC INFORMATION

	Strongly disagree....Strongly agree						AVERAGE					
	N/C	1	2	3	4	5		1	2	3	4	5
20.- The information provided on the degree's website is useful	1	2	0	4	8	6	3,8					

OVERALL

	Strongly disagree....Strongly agree						AVERAGE					
	N/C	1	2	3	4	5		1	2	3	4	5
Interest of this degree	0	0	2	4	11	4	3,81					
Quality of lecturers	0	2	1	7	9	2	3,38					
I would recommend this degree	0	1	2	7	7	4	3,52					
Satisfaction with this degree	0	0	6	8	3	4	3,24					
The gender perspective has been present in a transversal way in this degree: use of egalitarian and inclusive language, promotion of the participation of women in the classroom and references of women authors in the bibliography.	0	1	2	2	10	6	3,86					
Average of section							3,56					

 : Global UV Average

1307.- GRADO EN PEDAGOGÍA

EVOLUTION

EVOLUTION		ORGANIZATION OF TEACHING				PLANNING EDUCATION								TRAINING PROGRAMME		INFRASTRUCTURES							
		#.Incidents have been solved ...		2.The information received (enrolment process, ...)		#.guides provided have been helpful...		3.The inicial planning have been respected		4.Knowledge, abilities and attitudes in the guides ...		5.contents have not been repeated		Average of section		6.The subjects studied and their contents are suited...		7.The teaching spaces are suitable ...		8.The learning spaces... are suitable		Average of section	
A. year	Collected	nºsurv.	AVERAGE	nºsurv.	AVERAGE	nºsurv.	AVERAGE	nºsurv.	AVERAGE	nºsurv.	AVERAGE	nºsurv.	AVERAGE	nºsurv.	AVERAGE	nºsurv.	AVERAGE	nºsurv.	AVERAGE	nºsurv.	AVERAGE	nºsurv.	AVERAGE
23-24	21		*	21	3,48		*	21	3,52	21	3,43	20	2,7	3,23	21	3,14	21	2,05	21	2,52		2,29	
22-23	19		*	19	3,37		*	19	3,68	19	3,47	18	2,56	3,25	19	3,37	19	2,21	19	2,47		2,34	
21-22	46		*	46	3,15		*	45	3,51	45	3,4	46	2,61	3,17	45	3,16	46	2,67	45	2,56		2,62	
20-21	34		*	33	2,85		*	34	3,5	34	3,53	33	3,42	3,49	34	3,53	34	2,26	33	2,39		2,33	
19-20	21		*	21	3,38		*	20	3,6	19	3,47	20	3,15	3,41	20	3,45	20	2,65	20	2,7		2,68	
18-19	27		*	27	3,3		*	27	2,81	27	2,67	27	2,33	2,6	27	2,33	27	1,81	27	2,37		2,09	

	COORDINATION					DESENVOLUPAMENT DE L'ENSENYAMENT														
	9.In a subject ... coordination between lecturers		10.Coordination between lecturers of different subjects		Average of section	11...teaching methodologies favoy my involvement		12.The workload of 25 hours per credit is fulfilled		13.Complementary academic activities...		14.Practical sessions are in line with the theory		15.Recommended study materials are useful		16.Lecturers always attend class ...		17.Start and end times coincide with the established		Average of section
A. year	nºsurv.	AVERAGE	nºsurv.	AVERAGE		nºsurv.	AVERAGE	nºsurv.	AVERAGE	nºsurv.	AVERAGE	nºsurv.	AVERAGE	nºsurv.	AVERAGE	nºsurv.	AVERAGE	nºsurv.	AVERAGE	
23-24	21	2,81	21	3	2,9	21	3,29	20	3,5	21	3,62	21	3,38	21	3,38	21	4,14	21	4,14	3,64
22-23	18	3,33	19	3,11	3,22	19	3,05	19	3,37	18	3,44	19	3,84	19	3,53	19	4,05	19	4,37	3,67
21-22	45	3,27	46	3,2	3,23	46	3,04	44	3,32	44	3,57	45	3,62	45	3,53	44	4,25	46	4,22	3,65
20-21	33	3,12	33	3,15	3,14	34	3,18	32	3,28	33	3,27	34	3,79	34	3,71	34	4,06	34	4,15	3,64
19-20	20	3,2	20	3,1	3,15	20	3,45	19	3,11	20	3,85	20	3,6	20	3,55	21	4,05	20	3,75	3,63
18-19	26	3,15	27	2,59	2,87	27	2,48	26	3,08	27	3,52	27	3,3	27	2,89	27	3,78	27	3,89	3,28

Item deleted by modification of survey

	EVALUATION					PUBLIC INFORMATION		OVERALL										
	18.The assessment systems are adapted to the learning methodologies.		19.The performance demanded is suited to the teaching delivered		Average of section	20.The information provided on the website...		Interest of this degree		Quality of lecturers		I would recommend this degree		Satisfaction with this degree		The gender perspective has been present...		Average of section
A. year	nºsurv.	AVERAGE	nºsurv.	AVERAGE		nºsurv.	AVERAGE	nºsurv.	AVERAGE	nºsurv.	AVERAGE	nºsurv.	AVERAGE	nºsurv.	AVERAGE	nºsurv.	AVERAGE	
23-24	21	3,29	21	3,48	3,38	20	3,8	21	3,81	21	3,38	21	3,52	21	3,24	21	3,86	3,56
22-23	19	3,63	19	3,63	3,63	19	3,53	19	3,63	19	3,21	19	3,21	19	3,42		*	3,37
21-22	45	3,07	45	3,18	3,12	45	3,44	45	3,82	46	3,54	46	3,52	46	3,52		*	3,6
20-21	34	3,38	34	3,29	3,34	32	3,34	31	4,16	32	3,66	32	4,06	32	3,88		*	3,94
19-20	21	3,14	21	3,24	3,19	21	3,76	21	4,24	21	3,62	21	3,9	21	3,71		*	3,87
18-19	27	2,33	27	2,74	2,54	27	3,3	24	3,79	24	2,71	24	3,38	24	2,83		*	3,18

* The average item is calculated from three surveys rating.

Average of a section is calculated by weighting the number of responses for each item.

** The last 6 courses are shown