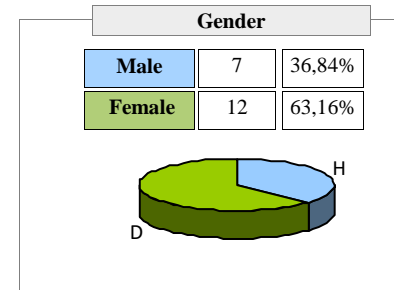
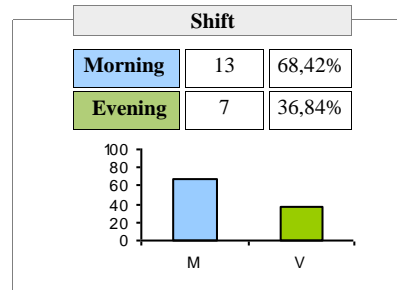


RUCT: 2501407

1316.- GRADO EN ECONOMÍA

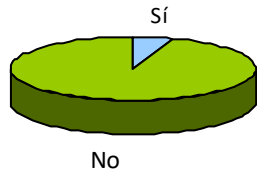


ORGANIZATION OF TEACHING

1.- Have you experienced any incident as regards the organisation of the course?

No 18 94,74%

Yes 1 5,26%



If any inconvenience found, mark which ones have you found (multiple choice):

Elimination of groups	0	0,00%	0,00%
Changes of timetable	1	100,00%	5,26%
Changes of classrooms	0	0,00%	0,00%
Teaching not delivered	0	0,00%	0,00%
Others	1	100,00%	5,26%

Respecte si= 1

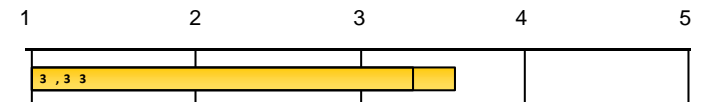
Respecte n= 19

Altres incidències:

Professors irrespectuosos

2.- The information received (enrolment process, pre-enrollment, scholarship information...) has been adequate

N/C	Strongly disagree...Strongly agree					AVERAGE
	1	2	3	4	5	
0	1	3	4	6	5	3,58




 : Global UV Average

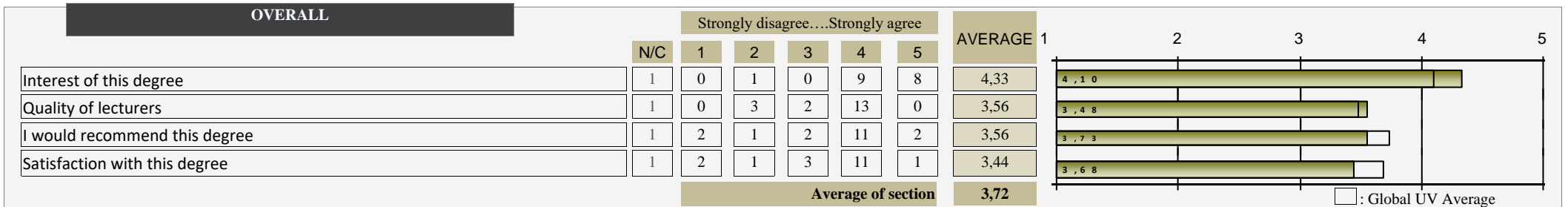
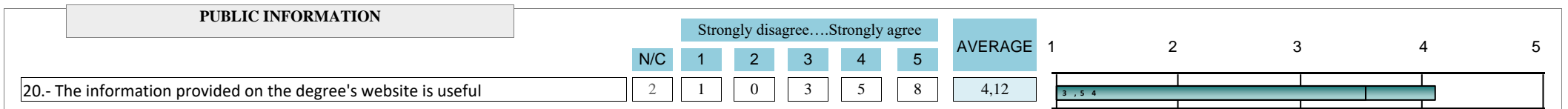
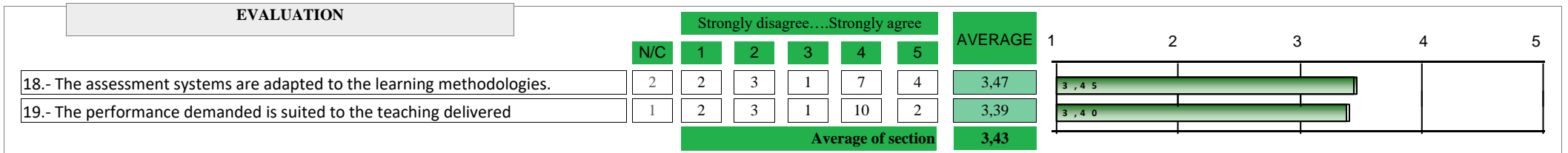
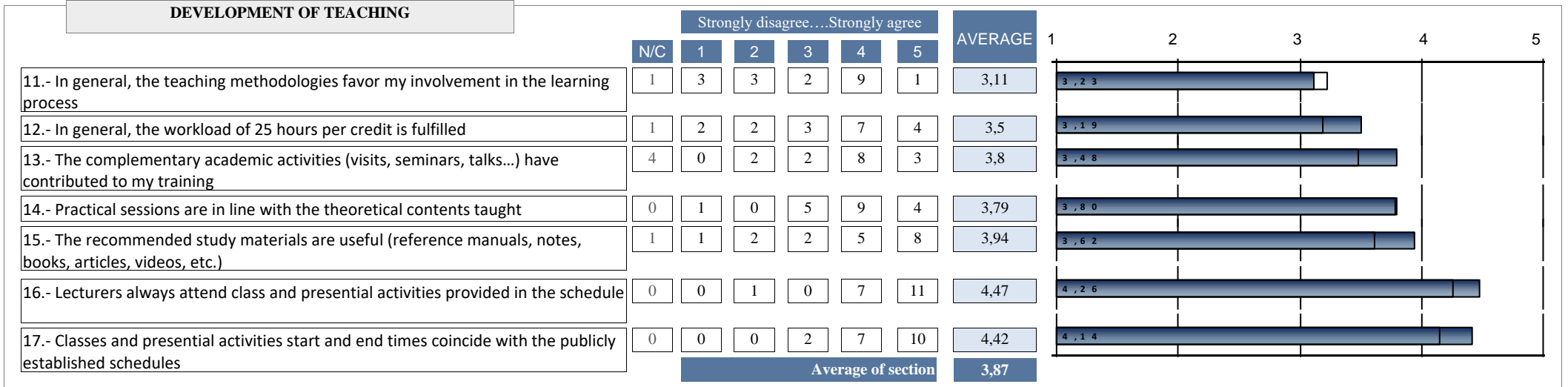
<b>PLANNING EDUCATION</b>		Strongly disagree....Strongly agree					AVERAGE	1 2 3 4 5				
N/C	1	2	3	4	5	1		2	3	4	5	
3.- The initial planning and the activities programmed in the teaching guides or in the programs of the different subjects have been respected	0	0	0	4	10	5	4,05	3,77				
4.- The knowledge, abilities and attitudes proposed in the teaching guides are being developed as planned	1	0	0	3	11	4	4,06	3,74				
5.- In the subjects I have studied so far, no content has been unnecessarily repeated	0	2	5	4	3	5	3,21	2,93				
<b>Average of section</b>							<b>3,77</b>					

<b>TRAINING PROGRAMME</b>		Strongly disagree....Strongly agree					AVERAGE	1 2 3 4 5				
N/C	1	2	3	4	5	1		2	3	4	5	
6.- The subjects studied and their contents are suited to the objectives of the degree	0	1	2	3	10	3	3,63	3,63				

<b>INFRASTRUCTURES</b>		Strongly disagree....Strongly agree					AVERAGE	1 2 3 4 5				
N/C	1	2	3	4	5	1		2	3	4	5	
7.- The teaching spaces are suitable for the development of the degree program (theory classrooms, practice classrooms, computer rooms and laboratories)	1	1	0	5	6	6	3,89	3,57				
8.- The learning spaces for work and group study (reading classrooms, spaces for group work) and their equipment are suitable	2	1	1	4	7	4	3,71	3,64				
<b>Average of section</b>							<b>3,8</b>					

<b>COORDINATION</b>		Strongly disagree....Strongly agree					AVERAGE	1 2 3 4 5				
N/C	1	2	3	4	5	1		2	3	4	5	
9.- In the subjects where you had more than one lecturer, their coordination has been adequate	2	1	1	2	8	5	3,88	3,53				
10.- Among the different subjects of the academic year, the lecturers' coordination has been adequate	1	1	4	4	4	5	3,44	3,37				
<b>Average of section</b>							<b>3,66</b>					

 : Global UV Average



**1316.- GRADO EN ECONOMÍA**

EVOLUTION		ORGANIZATION OF TEACHING		PLANNING EDUCATION						TRAINING PROGRAMME		INFRASTRUCTURES							
		#.Incidents have been solved ...	2.The information received (enrolment process, ...)	#.guides provided have been helpful...	3.The inicial planning have been respected	4.Knowledge, abilities and attitudes in the guides	5.contents have not been repeated	Average of section	6.The subjects studied and their contents are suited	7.The teaching spaces are suitable ...	8.The learning spaces... are suitable	Average of section							
A. year	Collected	n°surv. AVERAGE	n°surv. AVERAGE	n°surv. AVERAGE	n°surv. AVERAGE	n°surv. AVERAGE	n°surv. AVERAGE	n°surv. AVERAGE	n°surv. AVERAGE	n°surv. AVERAGE	n°surv. AVERAGE	n°surv. AVERAGE	n°surv. AVERAGE	n°surv. AVERAGE	n°surv. AVERAGE				
22-23	19	*	19	3,58	*	19	4,05	18	4,06	19	3,21	3,77	19	3,63	18	3,89	17	3,71	3,8
21-22	26	*	26	3,65	*	26	3,77	26	3,58	26	2,54	3,29	25	3,48	26	3,42	24	3,88	3,64
20-21	34	*	33	2,85	*	34	3,71	34	3,32	34	2,94	3,32	33	3,24	34	2,91	31	2,97	2,94
19-20	31	*	31	3,1	*	31	3,9	31	3,39	31	2,45	3,25	31	3,32	31	3,9	30	3,73	3,82
18-19	26	*	26	3,23	*	25	3,92	26	3,81	26	2,88	3,53	26	3,35	25	3,76	25	3,72	3,74
17-18	25	*	25	3,24	*	25	3,68	25	3,48	24	2,71	3,3	24	3,54	25	3,52	22	3,09	3,32

		COORDINATION			DESENVOLUPAMENT DE L'ENSENYAMENT															
		9.In a subject ... coordination between lecturers	10.Coordination between lecturers of different subjects	Average of section	11... teaching methodologies favoy my involvement	12.The workload of 25 hours per credit is fulfilled	13.Complementary academic activities...	14.Practical sessions are in line with the theory	15.Recommended study materials are useful	16.Lecturers always attend class ...	17.Start and end times coincide with the established	Average of section								
A. year	n°surv. AVERAGE	n°surv. AVERAGE	n°surv. AVERAGE	n°surv. AVERAGE	n°surv. AVERAGE	n°surv. AVERAGE	n°surv. AVERAGE	n°surv. AVERAGE	n°surv. AVERAGE	n°surv. AVERAGE	n°surv. AVERAGE	n°surv. AVERAGE	n°surv. AVERAGE	n°surv. AVERAGE						
22-23	17	3,88	18	3,44	3,66	18	3,11	18	3,5	15	3,8	19	3,79	18	3,94	19	4,47	19	4,42	3,87
21-22	25	3,28	26	3,46	3,37	26	3,19	25	2,64	21	3,14	24	3,83	24	3	26	4,19	26	4,19	3,47
20-21	33	3,18	32	2,62	2,91	34	2,79	32	2,88	30	3,1	34	3,38	34	3,47	34	4,26	34	4,03	3,43
19-20	30	3,3	29	3	3,15	30	2,8	28	2,93	26	2,81	30	3,9	30	3,57	31	4,48	31	4,19	3,55
18-19	25	3,4	26	3,42	3,41	26	3,08	25	3,4	26	3,38	24	4	25	3,52	26	4,19	26	4,15	3,67
17-18	23	3,17	25	3,28	3,23	25	3	23	3,26	20	3,1	25	3,88	25	3,96	25	4	24	3,92	3,6

# Item deleted by modification of survey

A. year	EVALUATION					PUBLIC INFORMATION		OVERALL								
	18.The assessment systems are adapted to the learning		19.The performance demanded is suited to the teaching delivered		Average of section	20.The information provided on the website...		Interest of this degree		Quality of lecturers		I would recommend this degree		Satisfaction with this degree		Average of section
	n°surv.	AVERAGE	n°surv.	AVERAGE		n°surv.	AVERAGE	n°surv.	AVERAGE	n°surv.	AVERAGE	n°surv.	AVERAGE	n°surv.	AVERAGE	
22-23	17	3,47	18	3,39	3,43	17	4,12	18	4,33	18	3,56	18	3,56	18	3,44	3,72
21-22	26	3,35	26	3,23	3,29	26	3,65	25	3,92	25	3,2	25	3,56	25	3,56	3,56
20-21	33	2,61	33	2,61	2,61	32	3,34	32	3,69	33	2,82	33	2,94	33	3,06	3,12
19-20	29	3,17	30	3,27	3,22	29	3	30	4	30	3,57	30	3,3	30	3,53	3,6
18-19	26	3,5	26	3,19	3,35	25	3,56	26	3,69	26	3,42	26	3,27	26	3,38	3,44
17-18	25	3,16	25	3,32	3,24	23	3,7	25	4,2	25	3,32	25	3,56	25	3,68	3,69

\* The average item is calculated from three surveys rating.

Average of a section is calculated by weighting the number of responses for each item.

\*\* The last 6 courses are shown