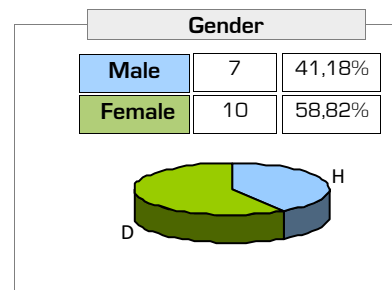
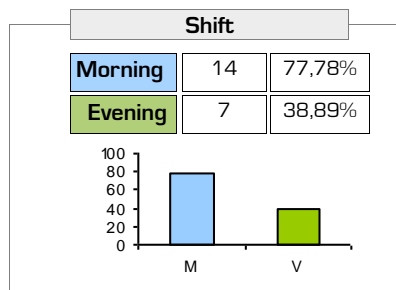


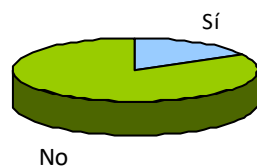
1401.- GRADO EN INGENIERÍA QUÍMICA



ORGANIZATION OF TEACHING

1.- Have you experienced any incident as regards the organisation of the course?

No 15 83,33%



Yes 3 16,67%

If any inconvenience found, mark which ones have you found (multiple choice):

Elimination of groups	0	0,00%	0,00%
Changes of timetable	0	0,00%	0,00%
Changes of classrooms	0	0,00%	0,00%
Teaching not delivered	2	66,67%	11,11%
Others	1	33,33%	5,56%

Respecte si= 3

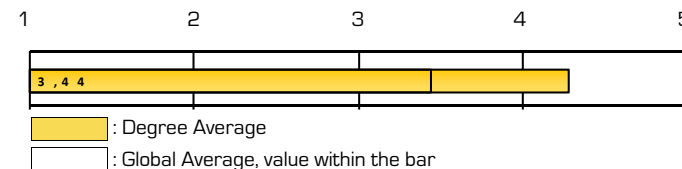
Respecte n= 18

Altres incidències:

Carga de trabajo excesiva

2.- The information received (enrolment process, pre-enrollment, scholarship information...) has been adequate

	Strongly disagree....Strongly agree					
N/C	1	2	3	4	5	AVERAGE
0	0	0	2	9	7	4,28



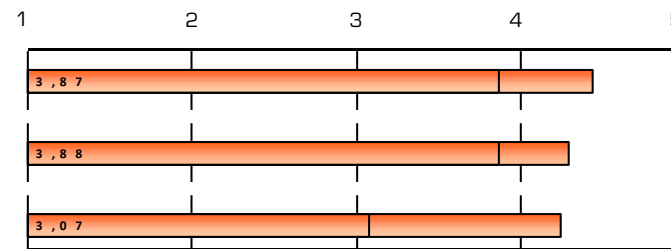
EVALUATION OF DEGREE STUDIES (3th estud survey)

Academic year: 24-25

RUCT: 2501413

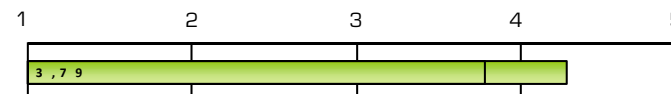
PLANNING EDUCATION

	N/C	Strongly disagree....Strongly agree					AVERAGE
		1	2	3	4	5	
3.- The initial planning and the activities programmed in the teaching guides or in the programs of the different subjects have been respected	0	0	0	0	10	8	4,44
4.- The knowledge, abilities and attitudes proposed in the teaching guides are being developed as planned	1	0	0	1	10	6	4,29
5.- In the subjects I have studied so far, no content has been unnecessarily repeated	2	1	0	1	6	8	4,25
Average of section							4,33



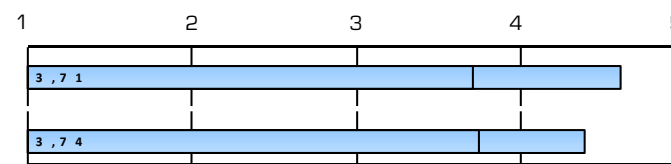
TRAINING PROGRAMME

	N/C	Strongly disagree....Strongly agree					AVERAGE
		1	2	3	4	5	
6.- The subjects studied and their contents are suited to the objectives of the degree	0	0	0	3	7	8	4,28



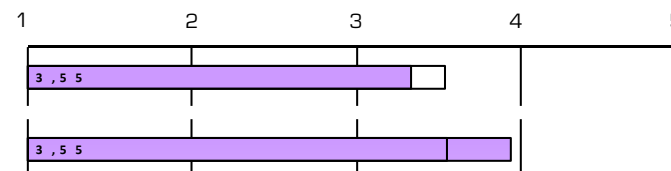
INFRASTRUCTURES

	N/C	Strongly disagree....Strongly agree					AVERAGE
		1	2	3	4	5	
7.- The teaching spaces are suitable for the development of the degree program (theory classrooms, practice classrooms, computer rooms and laboratories)	0	0	0	0	7	11	4,61
8.- The learning spaces for work and group study (reading classrooms, spaces for group work) and their equipment are suitable	0	0	0	2	7	9	4,39
Average of section							4,5










COORDINATION

	N/C	Strongly disagree....Strongly agree					AVERAGE
		1	2	3	4	5	
9.- In the subjects where you had more than one lecturer, their coordination has been adequate	0	1	5	4	3	5	3,33
10.- Among the different subjects of the academic year, the lecturers' coordination has been adequate	0	0	0	7	5	6	3,94
Average of section							3,64


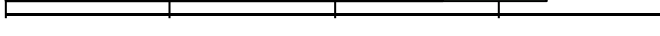


: Degree Average
 : Global Average, value within the bar


DEVELOPMENT OF TEACHING

	Strongly disagree....Strongly agree						AVERAGE					
	N/C	1	2	3	4	5		1	2	3	4	5
11.- In general, the teaching methodologies favor my involvement in the learning process	0	0	1	0	12	5	4,17					
12.- In general, the workload of 25 hours per credit is fulfilled	2	1	0	8	4	3	3,5					
13.- The complementary academic activities (visits, seminars, talks...) have contributed to my training	1	0	0	3	8	6	4,18					
14.- Practical sessions are in line with the theoretical contents taught	0	0	0	0	8	10	4,56					
15.- The recommended study materials are useful (reference manuals, notes, books, articles, videos, etc.)	0	0	0	4	7	7	4,17					
16.- Lecturers always attend class and presential activities provided in the schedule	0	0	3	4	6	5	3,72					
17.- Classes and presential activities start and end times coincide with the publicly established schedules	1	0	0	1	7	9	4,47					
Average of section							4,11					




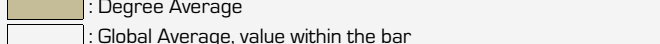
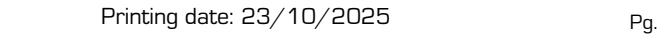
EVALUATION



	Strongly disagree....Strongly agree						AVERAGE					
	N/C	1	2	3	4	5		1	2	3	4	5
18.- The assessment systems are adapted to the learning methodologies.	0	0	0	1	9	8	4,39					
19.- The performance demanded is suited to the teaching delivered	1	0	0	2	8	7	4,29					
Average of section							4,34					

PUBLIC INFORMATION

	Strongly disagree....Strongly agree						AVERAGE					
	N/C	1	2	3	4	5		1	2	3	4	5
20.- The information provided on the degree's website is useful	2	0	0	3	7	6	4,19					

OVERALL

	Strongly disagree....Strongly agree						AVERAGE					
	N/C	1	2	3	4	5		1	2	3	4	5
Interest of this degree	1	0	1	0	4	12	4,59					
Quality of lecturers	1	0	0	1	11	5	4,24					
I would recommend this degree	1	0	1	0	7	9	4,41					
Satisfaction with this degree	1	0	0	1	6	10	4,53					
In general, the gender perspective has been present in a cross-curricular way in this degree: with the use of egalitarian and inclusive language, the promotion of the participation of women in the classroom ...	4	0	0	1	4	9	4,57					
Average of section							4,46					

 : Degree Average
 : Global Average, value within the bar

EVALUATION OF DEGREE STUDIES
(3th estud survey)

Academic year: 24-25

RUCT: 2501413

1401.- GRADO EN INGENIERÍA QUÍMICA

EVOLUTION

EVOLUTION		ORGANIZATION OF TEACHING				PLANNING EDUCATION								TRAINING PROGRAMME		INFRASTRUCTURES							
		#.Incidents have been solved ...		2.The information received (enrolment process, ...)		#.guides provided have been helpful...		3.The inicial planning have been respected		4.Knowledge, abilities and attitudes in the guides ...		5.contents have not been repeated		Average of section		6.The subjects studied and their contents are suited...		7.The teaching spaces are suitable ...		8.The learning spaces... are suitable		Average of section	
A. year	Collected	nºsurv.	AVERAGE	nºsurv.	AVERAGE	nºsurv.	AVERAGE	nºsurv.	AVERAGE	nºsurv.	AVERAGE	nºsurv.	AVERAGE	nºsurv.	AVERAGE	nºsurv.	AVERAGE	nºsurv.	AVERAGE	nºsurv.	AVERAGE	nºsurv.	AVERAGE
24-25	18		*	18	4,28		*	18	4,44	17	4,29	16	4,25	4,33	18	4,28	18	4,61	18	4,39		4,5	
23-24	21		*	21	3,29		*	21	4,24	21	4,14	21	3,76	4,05	21	4,24	21	3,76	21	4,19		3,98	
22-23	24		*	24	3,67		*	24	4,42	24	4,25	24	3,75	4,14	24	3,92	24	3,17	23	3,91		3,53	
21-22	24		*	24	3,42		*	24	4,08	24	3,88	24	3,38	3,78	24	4	24	2,96	24	3,67		3,31	
20-21	25		*	24	3,33		*	25	4,04	25	4	25	3,84	3,96	25	4	25	3,84	25	3,2		3,52	
19-20	23		*	22	3,95		*	22	4,05	23	3,87	23	3,65	3,85	23	4,04	23	4,22	23	3,91		4,07	

	COORDINATION					DESENVOLUPAMENT DE L'ENSENYAMENT														
	9.In a subject ... coordination between lecturers		10.Coordination between lecturers of different subjects		Average of section	11...teaching methodologies favoy my involvement		12.The workload of 25 hours per credit is fulfilled		13.Complementary academic activities...		14.Practical sessions are in line with the theory		15.Recommended study materials are useful		16.Lecturers always attend class ...		17.Start and end times coincide with the established		Average of section
A. year	nºsurv.	AVERAGE	nºsurv.	AVERAGE		nºsurv.	AVERAGE	nºsurv.	AVERAGE	nºsurv.	AVERAGE	nºsurv.	AVERAGE	nºsurv.	AVERAGE	nºsurv.	AVERAGE	nºsurv.	AVERAGE	
24-25	18	3,33	18	3,94	3,64	18	4,17	16	3,5	17	4,18	18	4,56	18	4,17	18	3,72	17	4,47	4,11
23-24	20	4,05	20	4,15	4,1	20	3,6	20	2,45	16	3	19	4,42	19	3,84	20	4,75	19	4,32	3,78
22-23	24	4,21	24	3,88	4,04	23	3,52	24	2,92	22	3,27	24	4,25	24	3,83	24	4,42	24	4,46	3,82
21-22	24	4	24	3,71	3,85	24	3,67	24	3,38	24	3,5	24	4,08	24	3,58	24	4,29	24	3,88	3,77
20-21	25	3,96	25	3,88	3,92	25	3,88	24	3,33	23	2,83	25	3,92	25	3,76	25	4,6	25	4,24	3,81
19-20	23	4,09	23	4,09	4,09	23	3,57	22	3,77	18	3	22	4,14	23	3,74	23	4,43	23	4,17	3,86

Item deleted by modification of survey

EVALUATION OF DEGREE STUDIES
(3th estud survey)

Academic year: 24-25

RUCT: 2501413

	EVALUATION					PUBLIC INFORMATION		OVERALL										
	18.The assessment systems are adapted to the learning methodologies.		19.The performance demanded is suited to the teaching delivered		Average of section	20.The information provided on the website...		Interest of this degree		Quality of lecturers		I would recommend this degree		Satisfaction with this degree		The gender perspective has been present...		Average of section
A. year	nºsurv.	AVERAGE	nºsurv.	AVERAGE		nºsurv.	AVERAGE	nºsurv.	AVERAGE	nºsurv.	AVERAGE	nºsurv.	AVERAGE	nºsurv.	AVERAGE	nºsurv.	AVERAGE	
24-25	18	4,39	17	4,29	4,34	16	4,19	17	4,59	17	4,24	17	4,41	17	4,53	14	4,57	4,46
23-24	21	4,1	21	4,1	4,1	19	3,21	21	4,33	21	3,86	21	3,76	21	3,95	16	3,94	3,97
22-23	24	3,88	24	3,75	3,81	23	3,39	24	4,12	24	3,88	22	3,82	24	4,17		*	4
21-22	24	3,46	24	3,54	3,5	24	3,33	22	3,91	22	3,68	22	3,77	22	3,77		*	3,78
20-21	25	3,88	25	3,72	3,8	24	3,62	25	4,4	25	4	24	4,12	25	4,08		*	4,15
19-20	23	3,83	23	3,74	3,78	21	3,86	23	4,3	23	4,04	23	4	23	4,13		*	4,12

* The average item is calculated from three surveys rating.

Average of a section is calculated by weighting the number of responses for each item.

** The last 6 courses are shown