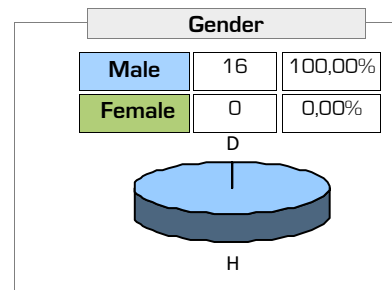
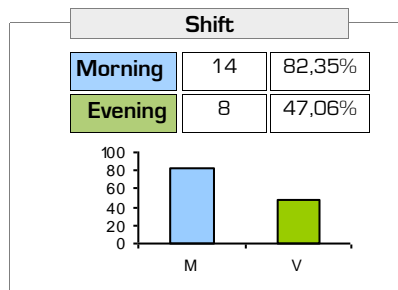


1402.- GRADO EN INGENIERÍA ELECTRÓNICA DE TELECOMUNICACIÓN

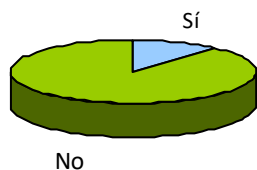


ORGANIZATION OF TEACHING

1.- Have you experienced any incident as regards the organisation of the course?

No 15 88,24%

Yes 2 11,76%



If any inconvenience found, mark which ones have you found (multiple choice):

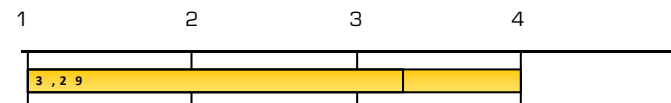
Elimination of groups	1	50,00%	5,88%
Changes of timetable	1	50,00%	5,88%
Changes of classrooms	0	0,00%	0,00%
Teaching not delivered	0	0,00%	0,00%
Others	0	0,00%	0,00%

Respecte si= 2

Respecte n= 17

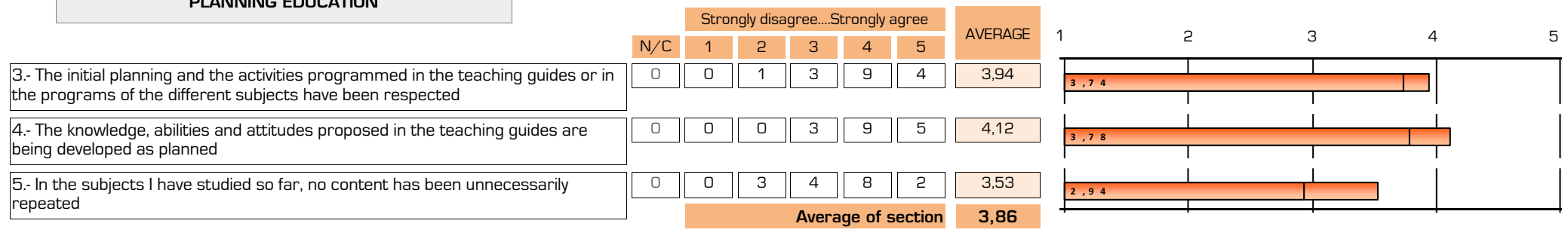
2.- The information received (enrolment process, pre-enrollment, scholarship information...) has been adequate

	Strongly disagree...Strongly agree					
N/C	1	2	3	4	5	AVERAGE
0	0	1	3	8	5	4

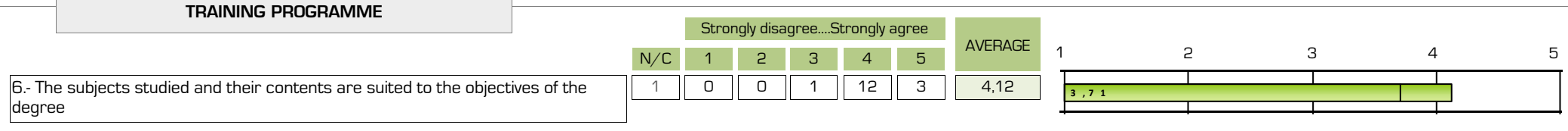


: Global UV Average

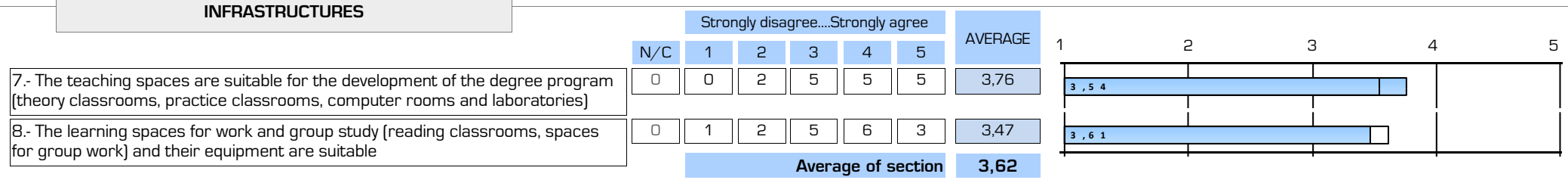
PLANNING EDUCATION



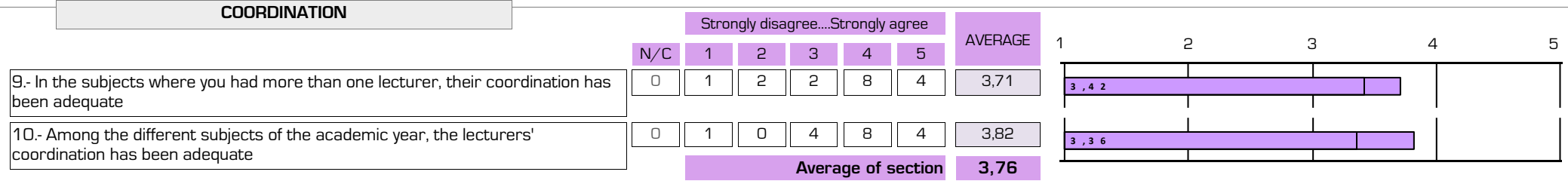
TRAINING PROGRAMME



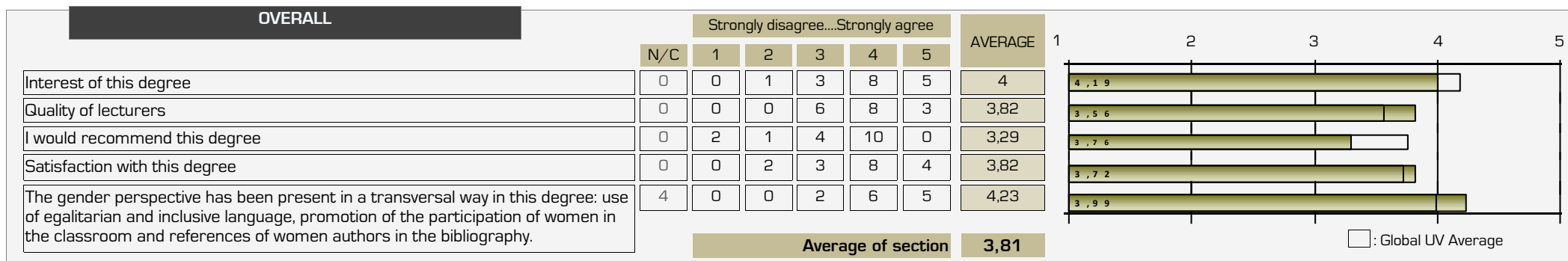
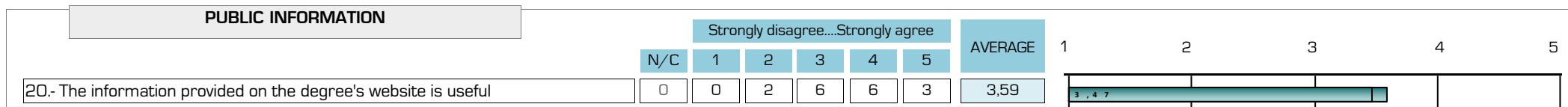
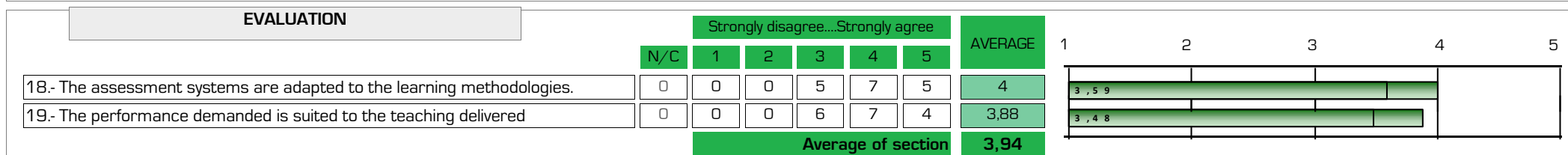
INFRASTRUCTURES



COORDINATION



: Global UV Average



1402.- GRADO EN INGENIERÍA ELECTRÓNICA DE TELECOMUNICACIÓN

EVOLUTION		ORGANIZATION OF TEACHING				PLANNING EDUCATION						TRAINING PROGRAMME		INFRASTRUCTURES							
		#.Incidents have been solved ...		2.The information received (enrolment process, ...)		#.guides provided have been helpful...		3.The inicial planning have been respected		4.Knowledge, abilities and attitudes in the guides ...		5.contents have not been repeated		Average of section		6.The subjects studied and their contents are suited...		7.The teaching spaces are suitable ...		8.The learning spaces... are suitable	
A. year	Collected	nºsurv.	AVERAGE	nºsurv.	AVERAGE	nºsurv.	AVERAGE	nºsurv.	AVERAGE	nºsurv.	AVERAGE	nºsurv.	AVERAGE	nºsurv.	AVERAGE	nºsurv.	AVERAGE	nºsurv.	AVERAGE	nºsurv.	AVERAGE
23-24	17		*	17	4		*	17	3,94	17	4,12	17	3,53	3,86	16	4,12	17	3,76	17	3,47	3,62
22-23	4		*	4	2,75		*	4	3	4	3,25	4	3	3,08	4	2,25	4	2,75	4	3,5	3,12
21-22	8		*	8	4		*	8	4,38	8	4,25	8	4,12	4,25	8	4,38	8	4,62	8	4	4,31
20-21	9		*	9	3,67		*	9	3,89	8	4	8	3,75	3,88	8	3,62	9	4,44	9	3,33	3,89
19-20	10		*	10	3,3		*	10	4	10	3,4	10	3,4	3,6	10	3,4	10	3,3	10	3	3,15
18-19	7		*	7	2,86		*	7	4,14	7	4,14	7	4,14	4,14	7	3,43	7	4,43	7	3,43	3,93

		COORDINATION			DESENVOLUPAMENT DE L'ENSENYAMENT																
		9.In a subject ... coordination between lecturers		10.Coordination between lecturers of different subjects	Average of section	11...teaching methodologies favoy my involvement		12.The workload of 25 hours per credit is fulfilled		13.Complementary academic activities...		14.Practical sessions are in line with the theory		15.Recommended study materials are useful		16.Lecturers always attend class ...		17.Start and end times coincide with the established		Average of section	
A. year		nºsurv.	AVERAGE	nºsurv.	AVERAGE		nºsurv.	AVERAGE	nºsurv.	AVERAGE	nºsurv.	AVERAGE	nºsurv.	AVERAGE	nºsurv.	AVERAGE	nºsurv.	AVERAGE	nºsurv.	AVERAGE	
23-24		17	3,71	17	3,82	3,76	17	3,76	17	3,35	17	3,65	17	3,71	17	3,41	16	4,12	16	4,31	3,75
22-23		4	3,25	4	2	2,62	3	1,67	4	2	4	2,5	4	2,5	4	3	3	3,67	3	3,67	2,68
21-22		8	4,25	8	4,25	4,25	8	3,62	8	3,75	7	3,86	7	4,14	7	3,29	8	5	8	4,75	4,08
20-21		9	3,67	9	3,78	3,72	9	3,56	9	3,33	6	3	9	3,89	8	3,62	9	4,89	9	4,67	3,9
19-20		10	3,7	10	3,7	3,7	10	3,3	10	3	10	2,7	10	4,2	10	3,9	10	4,4	10	4,4	3,7
18-19		7	3,86	7	3,71	3,79	7	3,29	6	3,17	6	3,83	7	3,57	6	3,83	6	4,5	7	4,43	3,8

Item deleted by modification of survey

A. year	EVALUATION					PUBLIC INFORMATION		OVERALL										
	18.The assessment systems are adapted to the learning methodologies.		19.The performance demanded is suited to the teaching delivered		Average of section	20.The information provided on the website...		Interest of this degree		Quality of lecturers		I would recommend this degree		Satisfaction with this degree		The gender perspective has been present...		Average of section
	n°surv.	AVERAGE	n°surv.	AVERAGE		n°surv.	AVERAGE	n°surv.	AVERAGE	n°surv.	AVERAGE	n°surv.	AVERAGE	n°surv.	AVERAGE	n°surv.	AVERAGE	
23-24	17	4	17	3,88	3,94	17	3,59	17	4	17	3,82	17	3,29	17	3,82	13	4,23	3,81
22-23	4	2,25	4	2,75	2,5	4	3,75	4	4,25	4	3	4	3,5	4	2,75		*	3,38
21-22	7	3,57	7	3,43	3,5	7	3,71	7	4,29	7	3,71	7	4,43	7	4		*	4,11
20-21	8	3,75	8	3,25	3,5	9	4	9	4	9	3,78	9	3,78	9	4		*	3,89
19-20	10	3,6	10	3,7	3,65	9	3,22	10	3,4	10	3,6	10	2,9	10	3,5		*	3,35
18-19	7	3,43	7	3,29	3,36	7	3,71	6	4,17	6	4,17	6	3,83	6	3,83		*	4

* The average item is calculated from three surveys rating.
Average of a section is calculated by weighting the number of responses for each item.

** The last 6 courses are shown