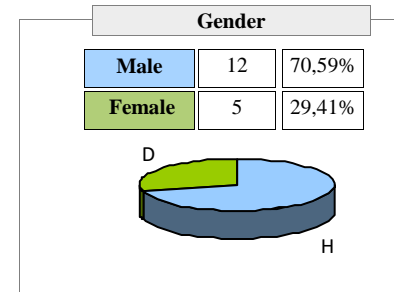
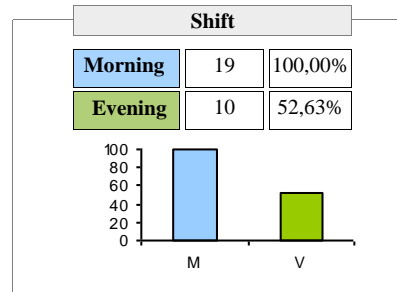


RUCT: 2501414

1407.- GRADO EN INGENIERÍA MULTIMEDIA

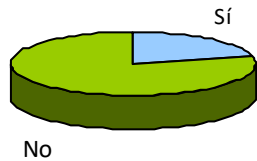


ORGANIZATION OF TEACHING

1.- Have you experienced any incident as regards the organisation of the course?

No 15 78,95%

Yes 4 21,05%



If any inconvenience found, mark which ones have you found (multiple choice):

Elimination of groups	2	50,00%	10,53%
Changes of timetable	4	100,00%	21,05%
Changes of classrooms	1	25,00%	5,26%
Teaching not delivered	0	0,00%	0,00%
Others	2	50,00%	10,53%

Respecte si= 4

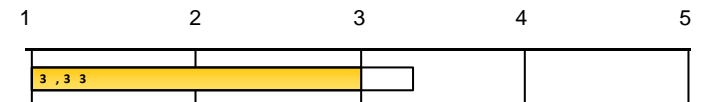
Respecte n= 19

Altres incidències:



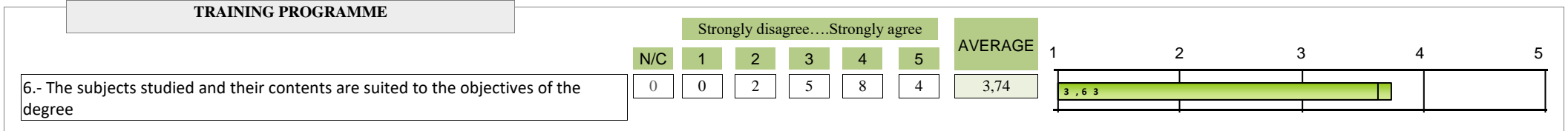
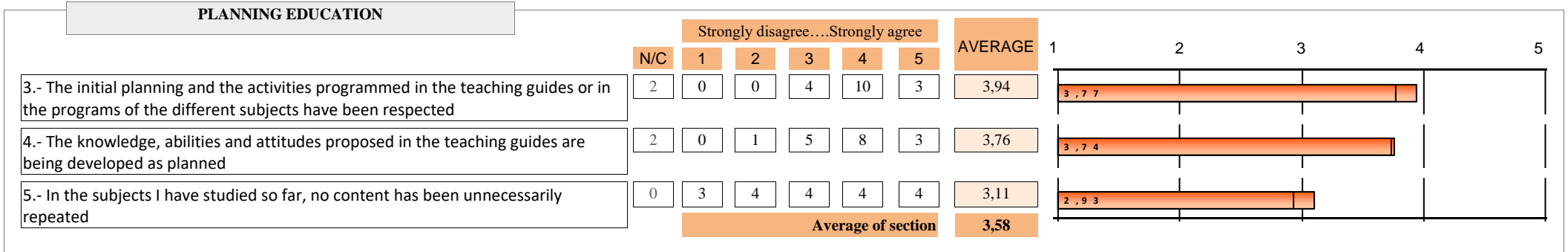

El sistema informàtic de secretaria en general es un caos total // Mala organizaci3n


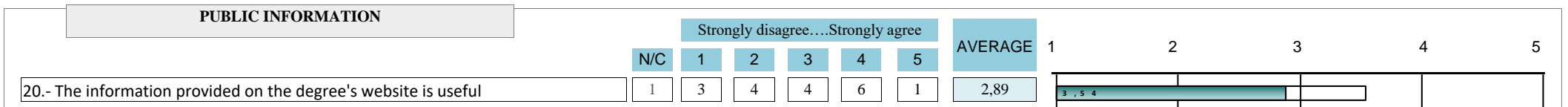
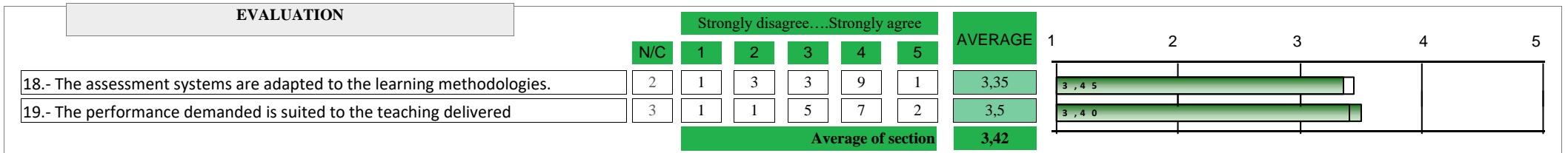
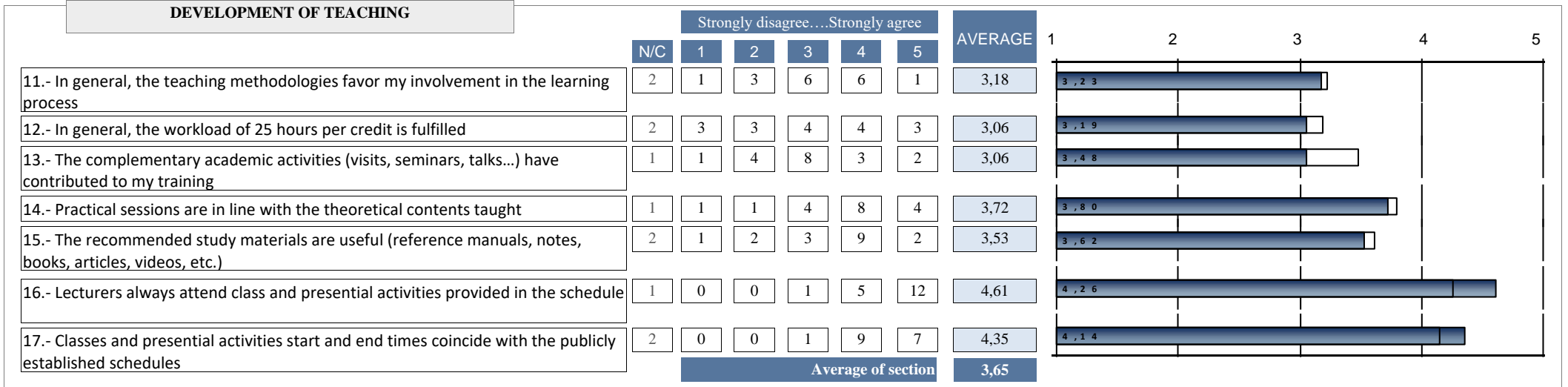
2.- The information received (enrolment process, pre-enrollment, scholarship information...) has been adequate

	Strongly disagree...Strongly agree					
N/C	1	2	3	4	5	AVERAGE
0	3	1	9	5	1	3



: Global UV Average


 : Global UV Average



**1407.- GRADO EN INGENIERÍA MULTIMEDIA**

EVOLUTION		ORGANIZATION OF TEACHING				PLANNING EDUCATION						TRAINING PROGRAMME		INFRASTRUCTURES					
		#.Incidents have been solved ...	2.The information received (enrolment process, ...)		#.guides provided have been helpful...	3.The inicial planning have been respected		4.Knowledge, abilities and attitudes in the guides		5.contents have not been repeated		Average of section	6.The subjects studied and their contents are suited		7.The teaching spaces are suitable ...		8.The learning spaces... are suitable		Average of section
A. year	Collected	n°surv.	AVERAGE	n°surv.	AVERAGE	n°surv.	AVERAGE	n°surv.	AVERAGE	n°surv.	AVERAGE	n°surv.	AVERAGE	n°surv.	AVERAGE	n°surv.	AVERAGE	n°surv.	AVERAGE
22-23	19	*	19	3	*	17	3,94	17	3,76	19	3,11	3,58	19	3,74	18	4,17	18	3,61	3,89
21-22	16	*	16	3	*	16	3,75	15	3,87	16	3,56	3,72	16	3,19	16	3,94	15	3,4	3,68
20-21	18	*	18	3,33	*	18	3,89	18	3,89	17	3,41	3,74	18	3,56	18	4,5	17	4,06	4,29
19-20	38	*	38	3,71	*	38	3,89	38	3,74	38	3,61	3,75	38	3,71	38	4,32	36	3,97	4,15
18-19	16	*	16	3,31	*	16	3,94	16	3,81	16	3,5	3,75	16	3,81	16	4,69	15	4,07	4,39
17-18	14	*	14	3,71	*	14	4,36	14	4	14	3,71	4,02	14	3,93	14	4,14	14	3,93	4,04

		COORDINATION			DESENVOLUPAMENT DE L'ENSENYAMENT															
		9.In a subject ... coordination between lecturers	10.Coordination between lecturers of different subjects		Average of section	11... teaching methodologies favoy my involvement	12.The workload of 25 hours per credit is fulfilled		13.Complementary academic activities...		14.Practical sessions are in line with the theory		15.Recommended study materials are useful		16.Lecturers always attend class ...		17.Start and end times coincide with the established		Average of section	
A. year	n°surv.	AVERAGE	n°surv.	AVERAGE	n°surv.	AVERAGE	n°surv.	AVERAGE	n°surv.	AVERAGE	n°surv.	AVERAGE	n°surv.	AVERAGE	n°surv.	AVERAGE	n°surv.	AVERAGE	n°surv.	AVERAGE
22-23	19	3,05	17	3	3,03	17	3,18	17	3,06	18	3,06	18	3,72	17	3,53	18	4,61	17	4,35	3,65
21-22	16	3,5	16	3,06	3,28	16	3,06	13	2,69	15	2,53	16	3,75	16	3,69	16	4,62	16	4,5	3,58
20-21	18	3,83	18	3,83	3,83	18	3,28	17	3	17	3,76	18	4,22	17	3,94	18	4,72	18	4,5	3,93
19-20	37	3,68	38	3,76	3,72	38	3,45	38	3,21	36	3,53	37	4,03	35	3,74	38	4,63	38	4,63	3,89
18-19	16	4	15	3,73	3,87	16	3,69	15	3,67	16	3,25	16	4,19	16	3,69	16	4,62	16	4,5	3,95
17-18	14	4,14	14	3,86	4	14	3,57	13	3,38	14	4,07	14	4,21	14	4,07	14	4,79	14	4,64	4,11

# Item deleted by modification of survey

A. year	EVALUATION				PUBLIC INFORMATION		OVERALL									
	18.The assessment systems are adapted to the learning		19.The performance demanded is suited to the teaching delivered		Average of section	20.The information provided on the website...		Interest of this degree		Quality of lecturers		I would recommend this degree		Satisfaction with this degree		Average of section
	n°surv.	AVERAGE	n°surv.	AVERAGE		n°surv.	AVERAGE	n°surv.	AVERAGE	n°surv.	AVERAGE	n°surv.	AVERAGE	n°surv.	AVERAGE	
22-23	17	3,35	16	3,5	3,42	18	2,89	18	4	18	3,39	18	3,28	18	3,56	3,56
21-22	16	3,12	16	3,06	3,09	15	2,93	16	3,56	16	2,94	16	3,38	16	3,19	3,27
20-21	17	3,71	17	3,53	3,62	17	3,29	17	3,94	17	3,53	17	3,47	17	3,53	3,62
19-20	38	3,71	38	3,53	3,62	37	3,3	37	3,92	37	3,7	37	3,54	37	3,49	3,66
18-19	16	3,5	16	3,19	3,34	16	3,44	16	4,38	16	3,62	16	3,94	16	3,94	3,97
17-18	14	3,86	14	3,79	3,82	14	3,86	14	4,36	14	3,93	14	4,21	14	4	4,12

\* The average item is calculated from three surveys rating.

Average of a section is calculated by weighting the number of responses for each item.

\*\* The last 6 courses are shown