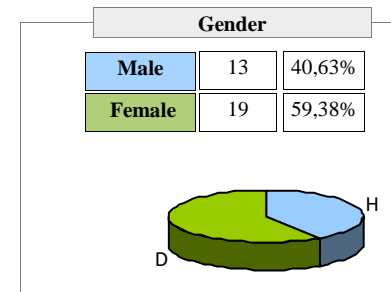
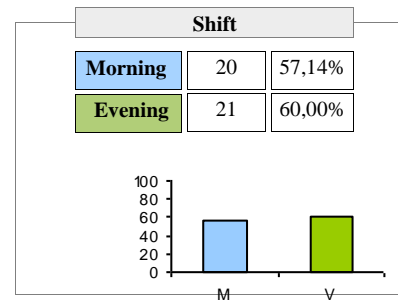


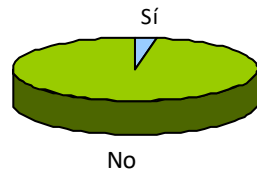
GRADO EN FINANZAS Y CONTABILIDAD (VALENCIA); GRADO EN FINANZAS Y CONTABILIDAD (ONTINYENT);



ORGANIZATION OF TEACHING

1.- Have you experienced any incident as regards the organisation of the course?

No	34	97,14%	Yes	1	2,86%
-----------	----	--------	------------	---	-------



If any inconvenience found, mark which ones have you found (multiple choice):

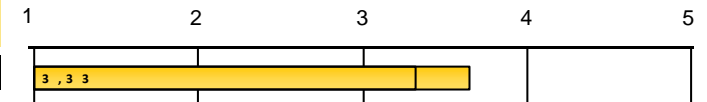
Elimination of groups	1	100,00%	2,86%
Changes of timetable	1	100,00%	2,86%
Changes of classrooms	1	100,00%	2,86%
Teaching not delivered	1	100,00%	2,86%
Others	0	0,00%	0,00%

Respecte si= 1

Respecte n= 35

2.- The information received (enrolment process, pre-enrollment, scholarship information...) has been adequate

N/C	1	2	3	4	5	AVERAGE
1	1	3	11	11	8	3,65



: Global UV Average

PLANNING EDUCATION

	Strongly disagree....Strongly agree					AVERAGE	1 2 3 4 5					
	N/C	1	2	3	4		5					
3.- The initial planning and the activities programmed in the teaching guides or in the programs of the different subjects have been respected	0	0	0	5	15	15	4,29					
4.- The knowledge, abilities and attitudes proposed in the teaching guides are being developed as planned	0	0	0	5	21	9	4,11					
5.- In the subjects I have studied so far, no content has been unnecessarily repeated	0	2	4	11	13	5	3,43					
Average of section						3,94						

TRAINING PROGRAMME

	Strongly disagree....Strongly agree					AVERAGE	1 2 3 4 5					
	N/C	1	2	3	4		5					
6.- The subjects studied and their contents are suited to the objectives of the degree	0	0	0	4	18	13	4,26					

INFRASTRUCTURES

	Strongly disagree....Strongly agree					AVERAGE	1 2 3 4 5					
	N/C	1	2	3	4		5					
7.- The teaching spaces are suitable for the development of the degree program (theory classrooms, practice classrooms, computer rooms and laboratories)	0	1	4	7	11	12	3,83					
8.- The learning spaces for work and group study (reading classrooms, spaces for group work) and their equipment are suitable	3	1	4	4	11	12	3,91					
Average of section						3,87						

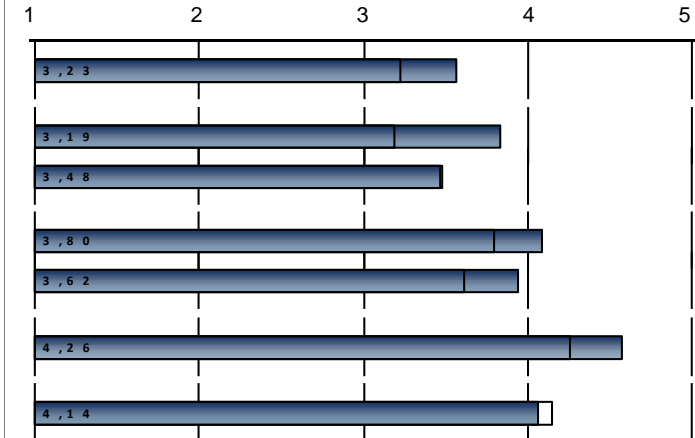
COORDINATION

	Strongly disagree....Strongly agree					AVERAGE	1 2 3 4 5					
	N/C	1	2	3	4		5					
9.- In the subjects where you had more than one lecturer, their coordination has been adequate	1	0	0	3	19	12	4,26					
10.- Among the different subjects of the academic year, the lecturers' coordination has been adequate	0	0	2	8	14	11	3,97					
Average of section						4,12						

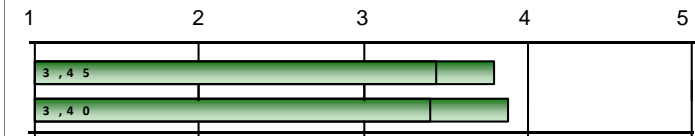
 : Global UV Average

(3th estud survey)
DEVELOPMENT OF TEACHING

	N/C	Strongly disagree....Strongly agree					AVERAGE
		1	2	3	4	5	
11.- In general, the teaching methodologies favor my involvement in the learning process	0	1	3	12	13	6	3,57
12.- In general, the workload of 25 hours per credit is fulfilled	0	0	5	7	12	11	3,83
13.- The complementary academic activities (visits, seminars, talks...) have contributed to my training	3	4	5	5	8	10	3,47
14.- Practical sessions are in line with the theoretical contents taught	0	0	1	8	13	13	4,09
15.- The recommended study materials are useful (reference manuals, notes, books, articles, videos, etc.)	2	1	2	4	17	9	3,94
16.- Lecturers always attend class and presental activities provided in the schedule	2	0	1	1	9	22	4,58
17.- Classes and presental activities start and end times coincide with the publicly established schedules	1	1	3	4	11	15	4,06
Average of section						3,93	


EVALUATION

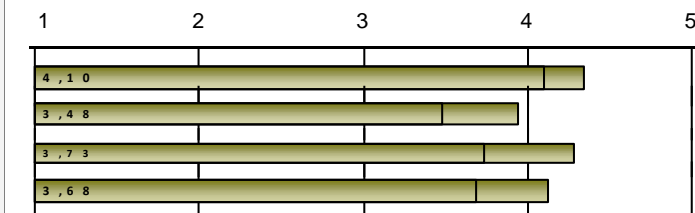
	N/C	Strongly disagree....Strongly agree					AVERAGE
		1	2	3	4	5	
18.- Els sistemes d'avaluació s'adeqüen a les metodologies d'aprenentatge	1	1	3	6	16	8	3,79
19.- The performance demanded is suited to the teaching delivered	2	1	1	7	16	8	3,88
Average of section						3,84	


PUBLIC INFORMATION

	N/C	Strongly disagree....Strongly agree					AVERAGE
		1	2	3	4	5	
20.- The information provided on the degree's website is useful	1	0	1	14	8	11	3,85


OVERALL

	N/C	Strongly disagree....Strongly agree					AVERAGE
		1	2	3	4	5	
Interest of this degree	3	0	0	2	17	13	4,34
Quality of lecturers	3	0	1	3	25	3	3,94
I would recommend this degree	3	0	1	2	16	13	4,28
Satisfaction with this degree	3	0	1	2	21	8	4,12
Average of section						4,17	



□ : Global UV Average

EVOLUTION		ORGANIZATION OF TEACHING				PLANNING EDUCATION						TRAINING PROGRAMME		INFRASTRUCTURES					
		#.Incidents have been solved ...	2.The information received (enrolment process, ...)		#.guides provided have been helpful...	3.The inicial planning have been respected		4.Knowledge, abilities and attitudes in the guides		5.contents have not been repeated		Average of section	6.The subjects studied and their contents are suited		7.The teaching spaces are suitable ...		8.The learning spaces... are suitable		Average of section
A. year	Collected	n°surv.	AVERAGE	n°surv.	AVERAGE	n°surv.	AVERAGE	n°surv.	AVERAGE	n°surv.	AVERAGE	n°surv.	AVERAGE	n°surv.	AVERAGE	n°surv.	AVERAGE	n°surv.	AVERAGE
22-23	35	*	34	3,65	*	35	4,29	35	4,11	35	3,43	3,94	35	4,26	35	3,83	32	3,91	3,87
21-22	15	*	15	3,53	*	15	4	14	3,79	15	3,6	3,8	15	3,93	15	3,4	12	3,92	3,63
20-21	29	*	29	3,31	*	29	3,93	29	3,62	29	3,17	3,57	29	3,62	29	3,66	29	3,28	3,47
19-20	38	*	38	3,55	*	38	4,03	38	3,71	38	3,45	3,73	38	3,95	38	3,92	36	3,78	3,85
18-19	23	*	23	3,61	*	23	4	23	3,7	23	3,09	3,59	23	3,87	23	3,57	23	3,57	3,57
17-18	26	*	26	3,46	*	26	3,69	26	3,69	26	2,85	3,41	26	3,54	26	3,65	26	3,65	3,65

		COORDINATION			DESENVOLUPAMENT DE L'ENSENYAMENT															
		9.In a subject ... coordination between lecturers	10.Coordination between lecturers of different subjects		Average of section	11...teaching methodologies favoy my involvement	12.The workload of 25 hours per credit is fulfilled		13.Complementary academic activities...		14.Practical sessions are in line with the theory		15.Recommended study materials are useful		16.Lecturers always attend class ...		17.Start and end times coincide with the established		Average of section	
A. year	n°surv.	AVERAGE	n°surv.	AVERAGE	n°surv.	AVERAGE	n°surv.	AVERAGE	n°surv.	AVERAGE	n°surv.	AVERAGE	n°surv.	AVERAGE	n°surv.	AVERAGE	n°surv.	AVERAGE		
22-23	34	4,26	35	3,97	4,12	35	3,57	35	3,83	32	3,47	35	4,09	33	3,94	33	4,58	34	4,06	3,93
21-22	14	4	15	3,93	3,97	14	3,07	11	3,64	10	3,2	15	4,2	14	3,64	15	4,53	15	4,6	3,89
20-21	28	3,75	29	3,66	3,7	29	3,59	28	3,64	27	3,04	27	3,89	27	3,52	29	4,48	29	4,1	3,76
19-20	37	3,86	38	3,84	3,85	38	3,5	37	3,51	35	3,09	38	4	35	3,6	37	4,46	38	4,08	3,76
18-19	23	3,57	23	3,65	3,61	23	3,57	22	3,68	23	3,43	23	3,83	23	3,52	23	4,35	23	4,35	3,82
17-18	26	3,77	24	3,92	3,84	25	3,32	23	3,43	26	3,38	26	3,81	25	3,44	26	4,31	26	4,08	3,69

Item deleted by modification of survey

A. year	EVALUATION				PUBLIC INFORMATION	OVERALL										
	18.The assessment systems are adapted to the learning		19.The performance demanded is suited to the teaching delivered		Average of section	20.The information provided on the website...		Interest of this degree		Quality of lecturers		I would recommend this degree		Satisfaction with this degree		Average of section
	n°surv.	AVERAGE	n°surv.	AVERAGE		n°surv.	AVERAGE	n°surv.	AVERAGE	n°surv.	AVERAGE	n°surv.	AVERAGE	n°surv.	AVERAGE	
22-23	34	3,79	33	3,88	3,84	34	3,85	32	4,34	32	3,94	32	4,28	32	4,12	4,17
21-22	14	3,21	14	3,57	3,39	13	3,54	15	4,4	15	3,33	15	4,07	15	3,87	3,92
20-21	29	3,34	29	3,24	3,29	28	3,61	29	4,24	29	3,55	29	3,9	29	3,86	3,89
19-20	37	3,7	37	3,51	3,61	37	3,59	37	4,3	37	3,7	37	4,19	37	4,08	4,07
18-19	23	3,57	23	3,65	3,61	22	3,64	22	4,23	22	3,59	22	3,95	22	3,91	3,92
17-18	25	3,44	26	3,58	3,51	25	3,92	26	4,15	26	3,73	26	4,27	26	3,77	3,98

* The average item is calculated from three surveys rating.

Average of a section is calculated by weighting the number of responses for each item.

** The last 6 courses are shown