

Academic Year: 25-26

3109 - PROGRAMA DE DOCTORADO EN SOSTENIBILIDAD Y PAZ EN LA ERA POSGLOBAL

Gender:

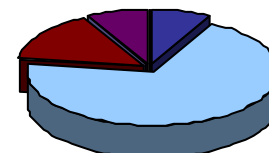
Male	6	46,15%
Female	7	53,85%



Age

< 25	25 a 29	30 a 34	35 a 39	40 a 49	> 49
1	9	2	0	1	0
8,00%	69,00%	15,00%	0,00%	8,00%	0,00%

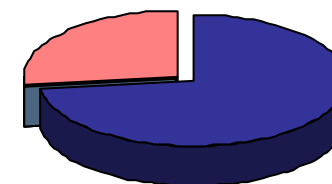
Answers
13 (100,00%)



Current employment status

Employed	8	72,73%
Self-employed	0	0,00%
Unemployed	0	0,00%
Grant holder	0	0,00%
Unpaid intern	0	0,00%
Other	3	27,27%

Answers
11 (85,00%)



Other employment status:

FPU // Profesor predoctoral. Universidad de Valencia. // JUEZA

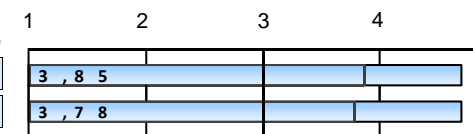
Academic Year: 25-26

3109 - PROGRAMA DE DOCTORADO EN SOSTENIBILIDAD Y PAZ EN LA ERA POSGLOBAL

TRAINING PROGRAMME

1. Prior to enrolment, I was informed about the lines of research of the doctoral programme
2. So far, the training activities that I have carried out throughout the doctoral programme has been interesting to develop my research


Frequency Response						AVERAGE
N/C	1	2	3	4	5	
0	1	0	0	0	12	4,69
0	0	1	0	1	11	4,69
Average of section						4,69



DEVELOPMENT OF RESULTS OF TEACHING

3.1. Development of strategies for the analysis of theories, foundations, and research approaches and methods.
4.1. Making an original contribution to scientific research that is recognized by the international scientific community.
5.1. Ability to design a research project where situations are identified in which to apply the research contributions.
5.2. Skills to generate new knowledge.
6.1. Autonomy to initiate, manage and lead innovative research teams and projects and scientific collaborations.
6.2. Skills to perform collaborative work.
6.3. Competence to transfer research knowledge to society.
6.4. Skills to work in multidisciplinary contexts.
7.1. Ability to investigate with social responsibility and scientific integrity.
8.1. Ability to write research reports / articles.
8.2. Competence to disclose and expose the research results to any audience.
9.1. Skills to make progress in cultural, social or technological aspects.
9.2. Skills to promote innovation.

0	0	0	0	1	12	4,92
MECES A						4,92
0	1	0	0	1	11	4,62
MECES B						4,62
0	0	0	0	1	12	4,92
1	0	0	0	0	12	5,00
MECES C						4,96
0	0	0	0	2	11	4,85
0	0	0	0	1	12	4,92
0	0	0	0	1	12	4,92
0	0	0	1	1	11	4,77
MECES D						4,87
0	0	0	0	1	12	4,92
MECES E						4,92
0	0	0	0	1	12	4,92
MECES F						4,92
0	0	0	0	1	12	4,92
0	0	0	0	1	12	4,92
MECES G						4,92
Mitjana del bloc						4,89



Scale used: 1 to 5

■ : Doctoral Program Average
□ : Global Average, value within the bar

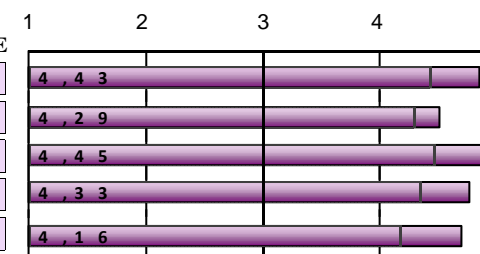
Academic Year: 25-26

3109 - PROGRAMA DE DOCTORADO EN SOSTENIBILIDAD Y PAZ EN LA ERA POSGLOBAL

MONITORING AND SUPERVISION

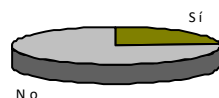
10. My tutor is providing me adequate guidance throughout the doctoral programme
11. So far, I have been able to develop the activities of the doctoral program that I have planned
12. My tutor or thesis supervisor is supervising my research plan regularly
13. Until now, I have had enough information to carry out my research plan
14. In general, the academic orientation that I have received so far for the development of my studies has been adequate

Frequency Response						
Strongly disagree....Strongly agree						
N/C	1	2	3	4	5	AVERAGE
0	0	0	1	0	12	4,85
1	1	0	0	2	9	4,50
0	0	0	0	1	12	4,92
0	0	0	1	1	11	4,77
0	0	1	0	1	11	4,69
<i>Average of section</i>						4,75



MOBILITY PROGRAMMES: ERASMUS, INTERNATIONAL PROGRAMME OR OTHERS

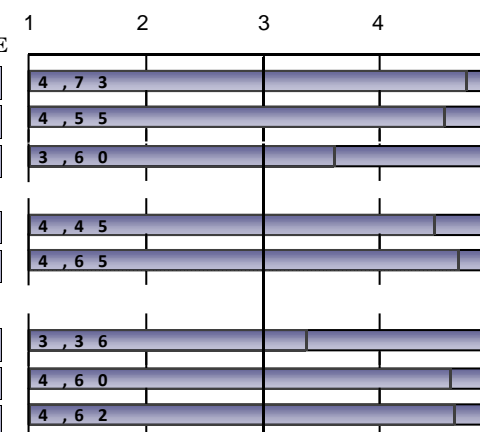
15. Have you participated in any mobility programme during your doctoral studies?	Yes	3	23,08%
	No	10	76,92%



Only those who have answered "Yes"

16. I believe that the academic-research level at the host university/institution was suitable
17. I think that the academic recognition of my study period in the host country was adequate
18. Attention and information received from the Universitat de València before, during and after my mobility period was satisfactory
19. This mobility period helped me improve my language skills
20. I believe that the mobility period improved my research capacity
Indicates your level of satisfaction with:
21. Financial aid received
22. Teaching staff at the host university
23. Mobility period that I spent at the other university or institution

Frequency Response						
Strongly disagree....Strongly agree						
N/C	1	2	3	4	5	AVERAGE
0	0	0	0	0	3	5,00
0	0	0	0	0	3	5,00
0	0	0	0	0	3	5,00
0	0	0	0	0	3	5,00
0	0	0	0	0	3	5,00
<i>Average of section</i>						5,00



Scale used: 1 to 5
 : Doctoral Program Average
 : Global Average, value within the bar

Academic Year: 25-26

3109 - PROGRAMA DE DOCTORADO EN SOSTENIBILIDAD Y PAZ EN LA ERA POSGLOBAL

	Frequency Response						AVERAGE	1	2	3	4	5
	N/C	1	2	3	4	5						
FACILITIES AND RESOURCES												
31. The facilities and material resources are suitable for the development of the doctoral programme	0	0	0	2	0	11	4,69					
32. The library materials needed to carry out the thesis are accessible	0	0	0	0	2	11	4,85					
<i>Average of section</i>							4,77					
ACADEMIC MANAGEMENT												
33. The service provided by the Doctoral School for dealing with issues related to the doctoral programme is adequate	0	0	0	0	2	11	4,85					
34. The information provided on the Doctoral School's website is useful and accessible	0	0	0	1	0	12	4,85					
35. The organization and planning of the doctoral program has been adequate	0	0	0	1	3	9	4,62					
<i>Average of section</i>							4,77					
OVERALL												
Satisfaction with the teaching staff	0	0	0	1	0	12	4,85					
Facilities and infrastructure	0	0	0	1	2	10	4,69					
Transversal activities of the doctoral program	0	0	0	2	2	9	4,54					
Specific activities of the doctoral program	0	0	0	1	1	11	4,77					
My personal experience, both academic and extracurricular, at the Universitat de València	0	0	0	1	1	11	4,77					
<i>Average of section</i>							4,77					
Strongly disagree....Strongly agree												
I would recommend this doctoral programme	0	0	1	0	0	12	4,77					
<i>Average of section</i>							4,73					

Scale used: 1 to 5

: Doctoral Program Average
 : Global Average, value within the bar

Academic Year: 25-26

3109 - PROGRAMA DE DOCTORADO EN SOSTENIBILIDAD Y PAZ EN LA ERA POSGLOBAL

EVOLUTION		TRAINING PROGRAMME					DEVELOPMENT OF RESULTS OF TEACHING										
		1.Prior to enrolment, I was informed about the lines of research		2... the training activities has been interesting ...		Average of section	MECES A			MECES B			MECES C				
		n°surv.	AVERAGE	n°surv.	AVERAGE		3.1. Development of strategies for the analysis of theories, foundations, and	Average MECES A	4.1. Making an original contribution to scientific research that is recognized by the	Average MECES B	5.1. Ability to design a research project where situations are identified in which to apply the	5.2. Skills to generate new knowledge.	Average MECES C				
A. year	Collected	n°surv.	AVERAGE	n°surv.	AVERAGE	n°surv.	AVERAGE	n°surv.	AVERAGE	n°surv.	AVERAGE	n°surv.	AVERAGE	n°surv.	AVERAGE		
25-26	13	13	4,69	13	4,69	4,69	13	4,92	4,92	13	4,62	4,62	13	4,92	12	5	4,96
24-25	7	7	4,14	6	4,17	4,15	5	4	4	4	4	4	5	3,8	5	4,4	4,1
23-24	4	4	3,75	4	3,25	3,50	1	*	*	1	*	*	1	*	1	*	*
22-23	10	10	4,1	10	3,6	3,85	9	3,67	3,67	9	3,78	3,78	9	3,67	9	4	3,83
21-22	14	14	4	13	3,54	3,78	6	4,33	4,33	6	4,5	4,5	6	4,17	6	4,5	4,33
20-21	3	3	2,33	3	4	3,17		*	*		*	*		*		*	*

EVOLUTION		DEVELOPMENT OF RESULTS OF TEACHING																
		MECES D					MECES E			MECES F								
		6.1. Autonomy to initiate, manage and lead innovative research teams and projects and		6.2. Skills to perform collaborative work.		6.3. Competence to transfer research knowledge to society.		6.4. Skills to work in multidisciplinary contexts.		Average MECES D	7.1. Ability to investigate with social responsibility and scientific integrity.		Average MECES E	8.1. Ability to write research reports / articles.		8.2. Competence to disclose and expose the research results to any audience.		Average MECES F
A. year	Collected	n°surv.	AVERAGE	n°surv.	AVERAGE	n°surv.	AVERAGE	n°surv.	AVERAGE	n°surv.	AVERAGE	n°surv.	AVERAGE	n°surv.	AVERAGE	n°surv.	AVERAGE	
25-26	13	13	4,85	13	4,92	13	4,92	13	4,77	4,87	13	4,92	4,92	13	4,92	13	4,92	4,92
24-25	4	4	4	5	3,8	4	4	5	3,8	3,89	5	4,4	4,4	5	4,4	4	4,5	4,44
23-24	1	1	*	1	*	1	*	1	*	*	1	*	*	1	*	1	*	*
22-23	9	9	3,67	9	3,56	9	3,89	9	3,89	3,75	9	3,78	3,78	9	3,78	9	3,89	3,83
21-22	6	6	4	6	2,83	6	4	6	4,5	3,83	5	4,4	4,4	6	4,67	6	4,83	4,75
20-21			*		*		*		*	*		*	*		*		*	*

Since 21-22 academic year, the items that assess the MECES 4 competencies are modified

Academic Year: 25-26

3109 - PROGRAMA DE DOCTORADO EN SOSTENIBILIDAD Y PAZ EN LA ERA POSGLOBAL

A. year	DEVELOPMENT OF RESULTS OF TEACHING						MONITORING AND SUPERVISION										
	MECES G				Average of section	Average of section	10. My tutor is providing me adequate guidance throughout the doctoral programme		11. So far, I have been able to develop the activities of the doctoral program that I have		12. My tutor or thesis supervisor is supervising my research plan regularly		13. Until now, I have had enough information to carry out my research plan		14. In general, the academic orientation that I have received so far for the development		Average of section
	n°surv.	AVERAGE	n°surv.	AVERAGE			Average MECES G	n°surv.	AVERAGE	n°surv.	AVERAGE	n°surv.	AVERAGE	n°surv.	AVERAGE	n°surv.	
25-26	13	4,92	13	4,92	4,92	4,89	13	4,85	12	4,5	13	4,92	13	4,77	13	4,69	4,75
24-25	5	4	5	3,8	3,9	4,07	7	4,57	6	3,67	7	4,57	7	4	7	4	4,18
23-24	1	*	1	*	*	*	3	4,67	4	3,5	3	4	4	3,75	3	3,33	3,82
22-23	9	3,89	9	3,56	3,72	3,77	10	4,7	10	4,3	9	4,44	10	4,2	10	4,3	4,39
21-22	5	4,4	5	3,6	4	4,21	14	4,29	14	4	14	3,86	14	3,43	14	3,93	3,90
20-21	*	*	*	*	*	*	3	5	3	4	3	4,67	3	4,33	3	3,33	4,27

A. year	MOBILITY PROGRAMMES: ERASMUS, INTERNATIONAL PROGRAMME OR OTHERS																
	16. I believe that the academic-research level at the host university/institution		17. I think that the academic recognition of my study period in the host country was		18. Attention and information received from the Universitat de València before, during		19. This mobility period helped me improve my language skills		20. I believe that the mobility period improved my research capacity		21. Financial aid received		22. Teaching staff at the host university		23. Mobility period that I spent at the other university or institution		Average of section
	n°surv.	AVERAGE	n°surv.	AVERAGE	n°surv.	AVERAGE	n°surv.	AVERAGE	n°surv.	AVERAGE	n°surv.	AVERAGE	n°surv.	AVERAGE	n°surv.	AVERAGE	
25-26	3	5	3	5	3	5	3	5	3	5	3	5	3	5	3	5	5,00
24-25	*	*	*	*	*	*	*	*	*	*	*	*	*	*	*	*	*
23-24	*	*	*	*	*	*	*	*	*	*	*	*	*	*	*	*	*
22-23	1	*	1	*	1	*	1	*	1	*	1	*	1	*	1	*	*
21-22	2	*	2	*	2	*	2	*	2	*	2	*	2	*	2	*	*
20-21	2	*	2	*	2	*	2	*	2	*	2	*	2	*	2	*	*

Since 21-22 academic year, the items that assess the MECES 4 competencies are modified

Academic Year: 25-26

3109 - PROGRAMA DE DOCTORADO EN SOSTENIBILIDAD Y PAZ EN LA ERA POSGLOBAL

A. year	FACILITIES AND RESOURCES					ACADEMIC MANAGEMENT						
	31. The facilities and material resources are suitable ...		32. The library materials are accessible		Average of section	33. The service provided by the Doctoral School for dealing with issues related to the		34. The information provided on the Doctoral School's website is useful and		35. The organization and planning of the doctoral program has been adequate		Average of section
	n°surv.	AVERAGE	n°surv.	AVERAGE		n°surv.	AVERAGE	n°surv.	AVERAGE	n°surv.	AVERAGE	
25-26	13	4,69	13	4,85	4,77	13	4,85	13	4,85	13	4,62	4,77
24-25	7	4,86	7	4,86	4,86	7	3,57	7	3,14	7	3,43	3,38
23-24	4	4,25	3	3,67	4,00	4	4,5	4	4,25	4	4,25	4,33
22-23	10	4	10	3,9	3,95	10	3,6	10	3,4	10	3,8	3,60
21-22	14	4	14	3,64	3,82	13	3,46	13	3,85	13	3,92	3,74
20-21	3	3	3	3	3,00	3	4,33	3	3	3	3,33	3,56

A. year	OVERALL													
	Satisfaction with the teaching staff		Facilities and infrastructure		Transversal activities of the doctoral program		Specific activities of the doctoral program		My personal experience, both academic and extracurricular, at the Universitat de València		I would recommend this doctoral programme		Average of section	
	n°surv.	AVERAGE	n°surv.	AVERAGE	n°surv.	AVERAGE	n°surv.	AVERAGE	n°surv.	AVERAGE	n°surv.	AVERAGE		
25-26	13	4,85	13	4,69	13	4,54	13	4,77	13	4,77	13	4,77	4,73	
24-25	6	4,17	6	4,83	4	2,75	4	3	6	4,67	6	3,83	4,00	
23-24	1	*	1	*	1	*	1	*	1	*	1	*	*	
22-23	10	4	10	4	10	3,6	9	3,33	10	3,9	10	4	3,81	
21-22	12	4	12	4,33	12	3,92	11	3,45	12	4	12	4	3,96	
20-21	3	4,67	3	3,67	3	3	3	3,33	3	4,33	3	4	3,83	

* The average item is calculated from three surveys rating.

Average of a section is calculated by weighting the number of responses for each item.