

( Doctoral estud survey )

Academic Year: 25-26

3169 - PROGRAMA DE DOCTORADO EN PROMOCIÓN DE LA AUTONOMÍA Y ATENCIÓN SOCIOSANITARIA A LA DEPENDENCIA

Gender:

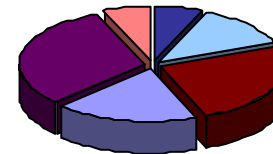
Male	6	40,00%
Female	9	60,00%



Age

< 25	25 a 29	30 a 34	35 a 39	40 a 49	> 49
1	2	4	3	5	1
6,00%	12,00%	25,00%	19,00%	31,00%	6,00%

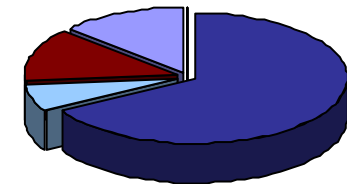
Answers  
16 ( 100,00% )



Current employment status

Employed	10	66,67%
Self-employed	1	6,67%
Unemployed	2	13,33%
Grant holder	2	13,33%
Unpaid intern	0	0,00%
Other	0	0,00%

Answers  
15 ( 94,00% )



Other employment status:

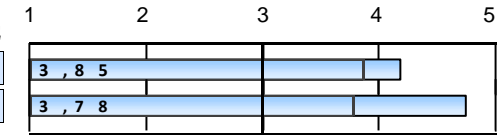
( Doctoral estud survey )

Academic Year: 25-26

3169 - PROGRAMA DE DOCTORADO EN PROMOCIÓN DE LA AUTONOMÍA Y ATENCIÓN SOCIOSANITARIA A LA DEPENDENCIA

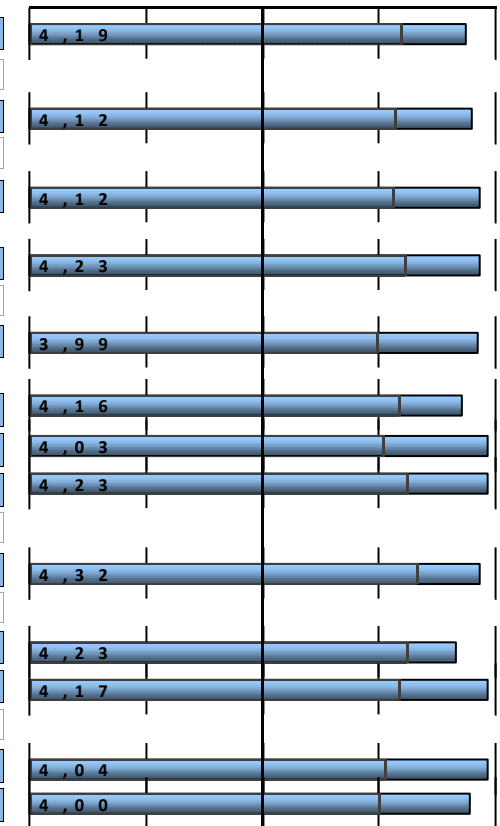
**TRAINING PROGRAMME**

	Frequency Response						AVERAGE
	N/C	1	2	3	4	5	
1. Prior to enrolment, I was informed about the lines of research of the doctoral programme	0	1	0	4	1	10	4,19
2. So far, the training activities that I have carried out throughout the doctoral programme has been interesting to develop my research	0	0	0	1	2	13	4,75
<i>Average of section</i>							<b>4,47</b>



**DEVELOPMENT OF RESULTS OF TEACHING**

3.1. Development of strategies for the analysis of theories, foundations, and research approaches and methods.	0	0	0	1	2	13	4,75	MECES A	4,75
4.1. Making an original contribution to scientific research that is recognized by the international scientific community.	1	0	0	0	3	12	4,80	MECES B	4,8
5.1. Ability to design a research project where situations are identified in which to apply the research contributions.	1	0	0	0	2	13	4,87		
5.2. Skills to generate new knowledge.	2	0	0	0	2	12	4,86	MECES C	4,86
6.1. Autonomy to initiate, manage and lead innovative research teams and projects and scientific collaborations.	3	0	0	0	2	11	4,85		
6.2. Skills to perform collaborative work.	2	0	0	0	4	10	4,71		
6.3. Competence to transfer research knowledge to society.	2	0	0	0	1	13	4,93		
6.4. Skills to work in multidisciplinary contexts.	2	0	0	0	1	13	4,93	MECES D	4,85
7.1. Ability to investigate with social responsibility and scientific integrity.	2	0	0	0	2	12	4,86	MECES E	4,86
8.1. Ability to write research reports / articles.	1	0	0	1	3	11	4,67		
8.2. Competence to disclose and expose the research results to any audience.	2	0	0	0	1	13	4,93	MECES F	4,79
9.1. Skills to make progress in cultural, social or technological aspects.	2	0	0	0	1	13	4,93		
9.2. Skills to promote innovation.	2	0	0	0	3	11	4,79	MECES G	4,86
<i>Mitjana del bloc</i>							<b>4,83</b>		



Scale used: 1 to 5

Blue bar: Doctoral Program Average  
White bar: Global Average, value within the bar

Number of surveys: 16

Surveys period: 19/02/2026 - 01/04/2026

Surveyed population: 38

Printing date: 21/04/2026

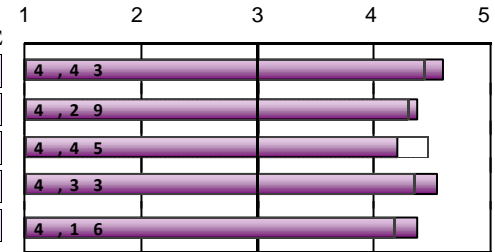
( Doctoral estud survey )

Academic Year: 25-26

3169 - PROGRAMA DE DOCTORADO EN PROMOCIÓN DE LA AUTONOMÍA Y ATENCIÓN SOCIOSANITARIA A LA DEPENDENCIA

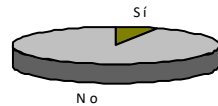
**MONITORING AND SUPERVISION**

	Frequency Response						AVERAGE
	N/C	1	2	3	4	5	
10. My tutor is providing me adequate guidance throughout the doctoral programme	1	0	1	1	1	12	4,60
11. So far, I have been able to develop the activities of the doctoral program that I have planned	0	0	1	2	3	10	4,38
12. My tutor or thesis supervisor is supervising my research plan regularly	1	1	0	2	4	8	4,20
13. Until now, I have had enough information to carry out my research plan	1	0	1	1	2	11	4,53
14. In general, the academic orientation that I have received so far for the development of my studies has been adequate	0	0	1	3	1	11	4,38
<i>Average of section</i>							<b>4,42</b>



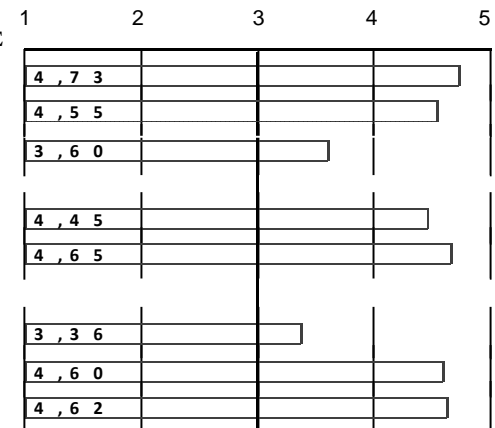
**MOBILITY PROGRAMMES: ERASMUS, INTERNATIONAL PROGRAMME OR OTHERS**

15. Have you participated in any mobility programme during your doctoral studies?	Yes	1	6,25%
	No	15	93,75%



*Only those who have answered "Yes"*

	Frequency Response						AVERAGE
	N/C	1	2	3	4	5	
16. I believe that the academic-research level at the host university/institution was suitable	0	0	0	0	0	1	*
17. I think that the academic recognition of my study period in the host country was adequate	0	0	0	0	0	1	*
18. Attention and information received from the Universitat de València before, during and after my mobility period was satisfactory	0	0	0	0	0	1	*
19. This mobility period helped me improve my language skills	0	0	0	0	0	1	*
20. I believe that the mobility period improved my research capacity	0	0	0	0	0	1	*
<i>Indicates your level of satisfaction with:</i>							
21. Financial aid received	0	0	0	0	0	1	*
22. Teaching staff at the host university	0	0	0	0	0	1	*
23. Mobility period that I spent at the other university or institution	0	0	0	0	0	1	*
<i>Average of section</i>							<b>*</b>

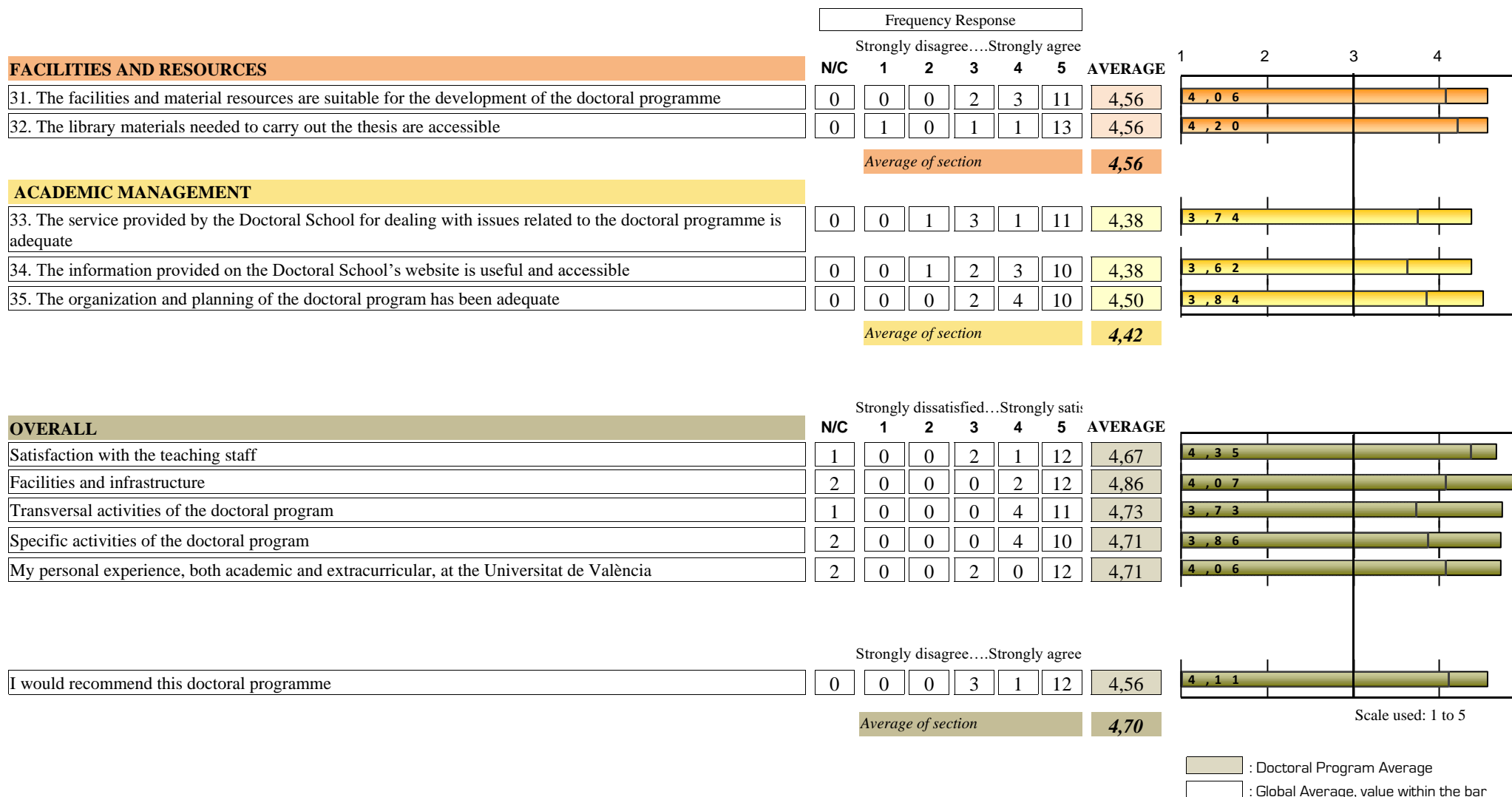


Scale used: 1 to 5  
 : Doctoral Program Average  
 : Global Average, value within the bar

( Doctoral estud survey )

Academic Year: 25-26

3169 - PROGRAMA DE DOCTORADO EN PROMOCIÓN DE LA AUTONOMÍA Y ATENCIÓN SOCIOSANITARIA A LA DEPENDENCIA



( Doctoral estud survey )

Academic Year: 25-26

3169 - PROGRAMA DE DOCTORADO EN PROMOCIÓN DE LA AUTONOMÍA Y ATENCIÓN SOCIOSANITARIA A LA DEPENDENCIA

EVOLUTION		TRAINING PROGRAMME					DEVELOPMENT OF RESULTS OF TEACHING										
		1.Prior to enrolment, I was informed about the lines of research		2... the training activities has been interesting ...		Average of section	MECES A			MECES B			MECES C				
		n°surv.	AVERAGE	n°surv.	AVERAGE		3.1. Development of strategies for the analysis of theories, foundations, and	Average MECES A	4.1. Making an original contribution to scientific research that is recognized by the	Average MECES B	5.1. Ability to design a research project where situations are identified in which to apply the	5.2. Skills to generate new knowledge.	Average MECES C				
A. year	Collected	n°surv.	AVERAGE	n°surv.	AVERAGE	n°surv.	AVERAGE	n°surv.	AVERAGE	n°surv.	AVERAGE	n°surv.	AVERAGE	n°surv.	AVERAGE		
25-26	16	16	4,19	16	4,75	4,47	16	4,75	4,75	15	4,8	4,8	15	4,87	14	4,86	4,86
24-25	9	9	4,44	9	4,33	4,39	8	4,12	4,12	8	4,25	4,25	9	4,33	9	4,11	4,22
23-24	9	9	4,44	8	4,38	4,41	9	4,67	4,67	9	4,33	4,33	9	4,33	9	4,33	4,33
22-23	18	18	4,22	18	4,33	4,28	18	4,39	4,39	18	4,44	4,44	18	4,61	18	4,67	4,64
21-22	19	19	4,68	18	4,67	4,68	12	4,42	4,42	12	4,25	4,25	12	4,42	12	4,42	4,42
20-21	7	7	3,71	7	4,14	3,93	*		3,86	*		3,86	*		*		4,5

EVOLUTION		DEVELOPMENT OF RESULTS OF TEACHING															
		MECES D					MECES E			MECES F							
		6.1. Autonomy to initiate, manage and lead innovative research teams and projects and	6.2. Skills to perform collaborative work.	6.3. Competence to transfer research knowledge to society.	6.4. Skills to work in multidisciplinary contexts.	Average MECES D	7.1. Ability to investigate with social responsibility and scientific integrity.	Average MECES E	8.1. Ability to write research reports / articles.	8.2. Competence to disclose and expose the research results to any audience.	Average MECES F						
A. year	n°surv.	AVERAGE	n°surv.	AVERAGE	n°surv.	AVERAGE	n°surv.	AVERAGE	n°surv.	AVERAGE	n°surv.	AVERAGE	n°surv.	AVERAGE			
25-26	13	4,85	14	4,71	14	4,93	14	4,93	4,85	14	4,86	4,86	15	4,67	14	4,93	4,79
24-25	9	4	9	4,33	9	4,22	9	3,89	4,11	9	4,11	4,11	9	4,22	9	4	4,11
23-24	8	3,75	8	4,12	8	4,5	8	4	4,09	9	4,11	4,11	9	4,78	9	3,89	4,33
22-23	17	4,18	18	4,5	18	4,44	18	4,39	4,38	18	4,39	4,39	18	4,56	18	4,39	4,47
21-22	12	4,08	12	4,5	12	4,5	12	4,67	4,44	12	4,58	4,58	12	4,33	12	4,42	4,38
20-21	*		*		*		*		4		*		4,33	*		*	3,67

Since 21-22 academic year, the items that assess the MECES 4 competencies are modified

( Doctoral estud survey )

Academic Year: 25-26

3169 - PROGRAMA DE DOCTORADO EN PROMOCIÓN DE LA AUTONOMÍA Y ATENCIÓN SOCIOSANITARIA A LA DEPENDENCIA

A. year	DEVELOPMENT OF RESULTS OF TEACHING					MONITORING AND SUPERVISION											
	MECES G				Average of section	10. My tutor is providing me adequate guidance throughout the doctoral programme		11. So far, I have been able to develop the activities of the doctoral program that I have		12. My tutor or thesis supervisor is supervising my research plan regularly		13. Until now, I have had enough information to carry out my research plan		14. In general, the academic orientation that I have received so far for the development		Average of section	
	n°surv.	AVERAGE	n°surv.	AVERAGE		Average MECES G	n°surv.	AVERAGE	n°surv.	AVERAGE	n°surv.	AVERAGE	n°surv.	AVERAGE	n°surv.		AVERAGE
25-26	14	4,93	14	4,79	4,86	4,83	15	4,6	16	4,38	15	4,2	15	4,53	16	4,38	4,42
24-25	9	4,11	9	4,11	4,11	4,14	9	4,67	9	4,44	9	4,44	9	4,44	9	4,44	4,49
23-24	9	3,78	9	3,78	3,78	4,19	8	4,88	9	4,44	8	5	9	4,33	9	4,33	4,58
22-23	17	4,47	17	4,35	4,41	4,45	18	4,67	18	4,39	18	4,44	18	4,56	18	4,5	4,51
21-22	12	4,17	12	4,08	4,12	4,37	18	4,83	19	4,47	19	4,84	18	4,72	18	4,78	4,73
20-21	*		*		4	4,02	7	4,29	7	3,71	7	4,14	7	3,71	7	3,57	3,89

A. year	MOBILITY PROGRAMMES: ERASMUS, INTERNATIONAL PROGRAMME OR OTHERS														Average of section		
	16. I believe that the academic-research level at the host university/institution		17. I think that the academic recognition of my study period in the host country was		18. Attention and information received from the Universitat de València before, during		19. This mobility period helped me improve my language skills		20. I believe that the mobility period improved my research capacity		21. Financial aid received		22. Teaching staff at the host university			23. Mobility period that I spent at the other university or institution	
	n°surv.	AVERAGE	n°surv.	AVERAGE	n°surv.	AVERAGE	n°surv.	AVERAGE	n°surv.	AVERAGE	n°surv.	AVERAGE	n°surv.	AVERAGE		n°surv.	AVERAGE
25-26	1	*	1	*	1	*	1	*	1	*	1	*	1	*	1	*	*
24-25	2	*	2	*	2	*	2	*	2	*	2	*	2	*	2	*	*
23-24	2	*	2	*	2	*	2	*	2	*	2	*	2	*	2	*	*
22-23	3	5	2	*	2	*	3	4,67	3	5	3	3	3	4,67	3	4,67	4,55
21-22	*		*		*		*		*		*		*		*		*
20-21	*		*		*		*		*		*		*		*		*

Since 21-22 academic year, the items that assess the MECES 4 competencies are modified

( Doctoral estud survey )

Academic Year: 25-26

3169 - PROGRAMA DE DOCTORADO EN PROMOCIÓN DE LA AUTONOMÍA Y ATENCIÓN SOCIOSANITARIA A LA DEPENDENCIA

A. year	FACILITIES AND RESOURCES					ACADEMIC MANAGEMENT						
	31. The facilities and material resources are suitable ...		32. The library materials are accessible		Average of section	33. The service provided by the Doctoral School for dealing with issues related to the doctoral		34. The information provided on the Doctoral School's website is useful and		35. The organization and planning of the doctoral program has been adequate		Average of section
	n°surv.	AVERAGE	n°surv.	AVERAGE		n°surv.	AVERAGE	n°surv.	AVERAGE	n°surv.	AVERAGE	
25-26	16	4,56	16	4,56	4,56	16	4,38	16	4,38	16	4,5	4,42
24-25	7	4,86	7	4,14	4,50	8	4	9	4,22	9	4,67	4,31
23-24	7	4,43	9	4,44	4,44	9	4,22	9	3,89	8	4,38	4,15
22-23	16	4,44	18	4,61	4,53	17	4,24	18	4,28	17	4,24	4,25
21-22	18	4,39	18	4,67	4,53	19	4,47	19	4,32	19	4,63	4,47
20-21	7	3,86	7	3,71	3,79	7	4,14	7	4,29	7	4,14	4,19

A. year	OVERALL												
	Satisfaction with the teaching staff		Facilities and infrastructure		Transversal activities of the doctoral program		Specific activities of the doctoral program		My personal experience, both academic and extracurricular, at the Universitat de València		I would recommend this doctoral programme		Average of section
	n°surv.	AVERAGE	n°surv.	AVERAGE	n°surv.	AVERAGE	n°surv.	AVERAGE	n°surv.	AVERAGE	n°surv.	AVERAGE	
25-26	15	4,67	14	4,86	15	4,73	14	4,71	14	4,71	16	4,56	4,70
24-25	9	4,56	8	4,88	9	4,22	6	4,17	8	4,5	9	4,67	4,51
23-24	8	5	7	4,86	8	4,75	7	4,43	8	4,25	9	4,44	4,62
22-23	17	4,65	16	4,44	17	4,29	16	4,12	18	4,33	18	4,44	4,38
21-22	19	4,79	17	4,35	19	4,42	16	4,31	17	4,47	18	4,83	4,54
20-21	7	4,14	6	4,17	7	4,43	7	4	7	4,14	7	3,86	4,12

\* The average item is calculated from three surveys rating.

Average of a section is calculated by weighting the number of responses for each item.

Since 21-22 academic year, the items that assess the MECES 4 competencies are modified