

2135 - MÁSTER UNIVERSITARIO EN DIRECCIÓN Y PLANIFICACIÓN DEL TURISMO

|   |        |        |   |        |        |
|---|--------|--------|---|--------|--------|
| Are you working while following your Master's Degree? | Yes    | No     | Have you received any kind of scholarship/grant for this Master's Degree? | Yes    | No     |
|   | 5      | 6      |   | 2      | 9      |
|   | 45,00% | 55,00% |   | 18,00% | 82,00% |

TRAINING PROGRAMME

|   | AVERAGE |
|---|---------|
| 1. The objectives and graduate profile of the Master's Degree were described clearly in a transparent way     | 3,82    |
| 2. The subjects taught during the Master's Degree and their content were appropriate for the objectives of MD | 3,64    |
| 3. I believe that there has been an appropriate balance between theory and practice                           | 3,36    |
| 4. I believe that the content of the Master's Degree was significantly different from ... my graduate course  | 2,38    |
| 5. The sequence of the subjects was satisfactory and avoided gaps and repetitions                             | 2,91    |
| Average of section  | 3,27    |

ORGANITZACIÓ DE L'ENSENYAMENT

|  |      |
|--|------|
| 6. The information in the educational programmes or guides of the subjects was extensive and detailed      | 2,91 |
| 7. The educational programmes or guides were available before I enrolled                                   | 3,78 |
| 8. The organization and management of the Master's Degree were satisfactory                                | 2,73 |
| 9. The information given to students to manage/organize the Master's Degree was satisfactory               | 3,91 |
| 10. The means of communication used to disseminate information on the different aspects of the Master's De | 3,91 |
| 11. The initial planning and programmed activities were adhered to   | 3,45 |
| 12. I believe that coordination between teaching staff was satisfactory                                    | 3,10 |
| Average of section   | 3,39 |

INFRASTRUCTURE

|   |      |
|---|------|
| 13. The classrooms and their equipment were appropriate for the Master's Degree                             | 4,18 |
| 14. The areas set aside for working and studying and their equipment were appropriate                       | 4,36 |
| 15. The laboratories, workshops and experimental areas and their equipment were appropriate for teaching... | 4,62 |
| 16. I consider that the library and reading room facilities were satisfactory                               | 4,36 |
| 17. The quantity, quality and accessibility of information in the library ... were appropriate              | 4,36 |
| Average of section  | 4,37 |

STUDENT TUTORIALS

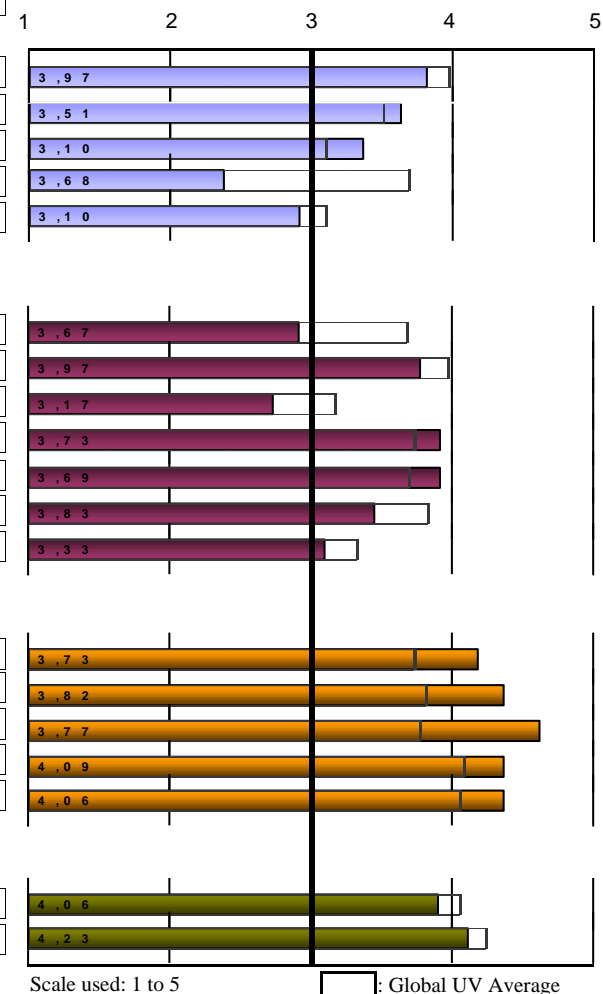
|  |      |
|--|------|
| 18. The tutorial needs were met to my satisfaction                   | 3,90 |
| 19. The professors adhered to the schedule established for tutorials | 4,11 |
| Average of section   | 4    |

| Frequency Response |   |   |   |   |   |
|--------------------|---|---|---|---|---|
| N/C                | 1 | 2 | 3 | 4 | 5 |
| 0                  | 0 | 0 | 3 | 7 | 1 |
| 0                  | 1 | 0 | 3 | 5 | 2 |
| 0                  | 1 | 1 | 3 | 5 | 1 |
| 3                  | 2 | 2 | 3 | 1 | 0 |
| 0                  | 2 | 2 | 2 | 5 | 0 |

|   |   |   |   |   |   |
|---|---|---|---|---|---|
| 0 | 1 | 3 | 4 | 2 | 1 |
| 2 | 0 | 0 | 3 | 5 | 1 |
| 0 | 3 | 2 | 2 | 3 | 1 |
| 0 | 0 | 2 | 0 | 6 | 3 |
| 0 | 0 | 0 | 3 | 6 | 2 |
| 0 | 1 | 1 | 3 | 4 | 2 |
| 1 | 1 | 3 | 1 | 4 | 1 |

|   |   |   |   |   |   |
|---|---|---|---|---|---|
| 0 | 0 | 0 | 1 | 7 | 3 |
| 0 | 0 | 0 | 1 | 5 | 5 |
| 3 | 0 | 0 | 0 | 3 | 5 |
| 0 | 0 | 0 | 1 | 5 | 5 |
| 0 | 0 | 0 | 0 | 7 | 4 |

|   |   |   |   |   |   |
|---|---|---|---|---|---|
| 1 | 1 | 0 | 1 | 5 | 3 |
| 2 | 0 | 0 | 2 | 4 | 3 |



|                    |    |             |    |
|--------------------|----|-------------|----|
| Total respondents: | 11 | Enrollment: | 26 |
|--------------------|----|-------------|----|

Period of survey: 21/05/2024 - 25/06/2024

2135 - MÁSTER UNIVERSITARIO EN DIRECCIÓN Y PLANIFICACIÓN DEL TURISMO

|   | 0     | 1     | 2-4    | 5-7    | 8-10   | >10    |
|---|-------|-------|--------|--------|--------|--------|
|   | 0     | 0     | 5      | 1      | 1      | 3      |
| 20. Total hours spent in tutorials during this course | 0,00% | 0,00% | 50,00% | 10,00% | 10,00% | 30,00% |

TEACHING-LEARNING PROCESS

|  | AVERAGE |
|--|---------|
| 21. In general, the teaching methodologies used encouraged students to get involved in the subject       | 3,20    |
| 22. The teaching/learning methodologies used developed the skills of analysis and synthesis              | 3,27    |
| 23. The practical work in the modules adequately supported the theoretical element                       | 3,18    |
| 24. The recommended course material was appropriate for educational requeriments                         | 3,45    |
| 25. The bibliography of the different modules was appropriate and up-to-date                             | 3,50    |
| 26. The initial work schedule was fulfilled satisfactorily with regard to course contents, etc.          | 3,82    |
| 27. The knowledge, skills and approaches proposed in the educational guides or programmes were developpe | 3,40    |
| 28. In general, the appraisal procedures and criteria were in line with the proposed objectives          | 3,09    |
| 29. The standard demanded in the appraisal was in line with the teaching given                           | 2,82    |
| 30. I regulary attended the 'in situ' classes and other activities programmed in the Masters course      | 4,45    |
| Average of section   | 3,42    |

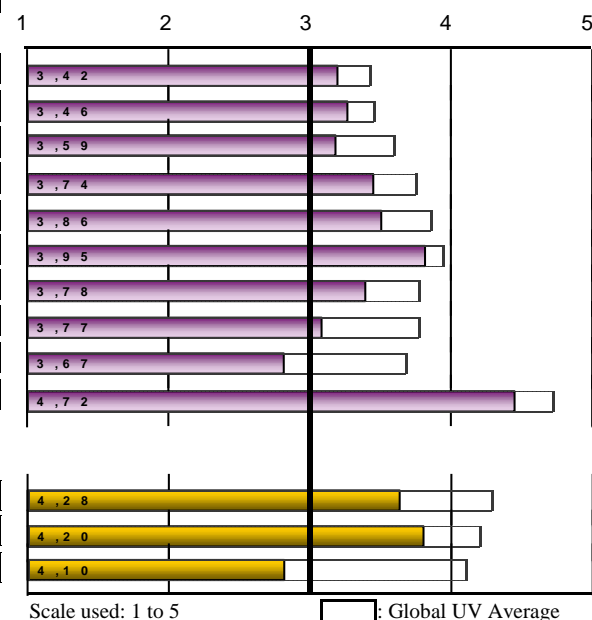
TEACHING APPROACH

|  |      |
|--|------|
| 31. The professors complied with the scheduled timetable   | 3,64 |
| 32. The professors demonstrated that they had satisfactory knowledge of the subjects in question | 3,80 |
| 33. The professors had a positive attitude towards the students                                  | 2,82 |
| Average of section   | 3,41 |

Frequency Response

| N/C | 1 | 2 | 3 | 4 | 5 |
|-----|---|---|---|---|---|
| 1   | 0 | 2 | 4 | 4 | 0 |
| 0   | 0 | 2 | 4 | 5 | 0 |
| 0   | 0 | 3 | 4 | 3 | 1 |
| 0   | 1 | 0 | 4 | 5 | 1 |
| 1   | 0 | 1 | 3 | 6 | 0 |
| 0   | 0 | 2 | 0 | 7 | 2 |
| 1   | 0 | 2 | 2 | 6 | 0 |
| 0   | 0 | 2 | 7 | 1 | 1 |
| 0   | 1 | 2 | 6 | 2 | 0 |
| 0   | 0 | 0 | 2 | 2 | 7 |

|   |   |   |   |   |   |
|---|---|---|---|---|---|
| 0 | 1 | 0 | 4 | 3 | 3 |
| 1 | 1 | 0 | 1 | 6 | 2 |
| 0 | 3 | 1 | 3 | 3 | 1 |



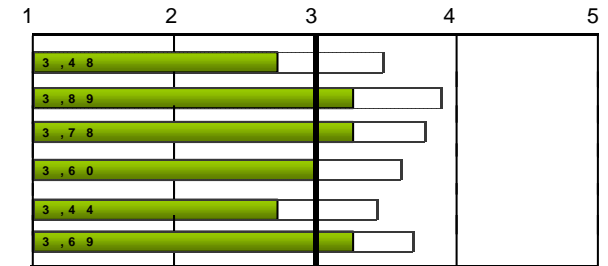
2135 - MÁSTER UNIVERSITARIO EN DIRECCIÓN Y PLANIFICACIÓN DEL TURISMO

OVERALL

AVERAGE

|  |      |
|--|------|
| Satisfaction with the Masters course             | 2,73 |
| Quality of the teaching staff                    | 3,27 |
| Relevance of the postgraduate course             | 3,27 |
| Good value for money                             | 3,00 |
| Recommend this Master's Degree to other students | 2,73 |
| Usefulness of the postgraduate course            | 3,27 |
| Average of section                               | 3,05 |

| Frequency Response |   |   |   |   |   |
|--------------------|---|---|---|---|---|
| N/C                | 1 | 2 | 3 | 4 | 5 |
| 0                  | 3 | 0 | 5 | 3 | 0 |
| 0                  | 1 | 2 | 2 | 5 | 1 |
| 0                  | 1 | 1 | 3 | 6 | 0 |
| 0                  | 1 | 3 | 2 | 5 | 0 |
| 0                  | 2 | 3 | 2 | 4 | 0 |
| 0                  | 1 | 0 | 5 | 5 | 0 |



Scale used: 1 to 5

: Global UV Average

**2135 - MÁSTER UNIVERSITARIO EN DIRECCIÓN Y PLANIFICACIÓN DEL TURISMO**

| EVOLUTION |           |         | TRAINING PROGRAMME                                   |         |  |         |   |         |  |         |  |         | COURSE ORGANISATION |           |   |           |  |           |  |
|-----------|-----------|---------|--|---------|--|---------|---|---------|--|---------|--|---------|---------------------|-----------|---|-----------|--|-----------|--|
|           |           |         | 1. The objectives and graduate profile... clearly... |         | 2. The subjects and their content were appropriate ... |         | 3. ... an appropriate balance between theory and practice |         | 4. ... content was different from my graduate course |         | 5. The sequence of the subjects was satisfactory ... |         | Average of section  |           | 6. The information in guides was extensive... |           | 7. ... guides were available before I enrolled |           | 8. Organization Management were satisfactory |
| A. year   | Collected | Cod     | no. resp.  | average | no. resp.  | average | no. resp.   | average | no. resp.  | average | no. resp.  | average |                     | no. resp. | average                                       | no. resp. | average  | no. resp. | average                                      |
| 23-24     | 11        | 23-2135 | 11   | 3,82    | 11   | 3,64    | 11  | 3,36    | 8  | 2,38    | 11   | 2,91    | 3,27                | 11        | 2,91  | 9         | 3,78   | 11        | 2,73   |
| 22-23     | 5         | 22-2135 | 5  | 4,4     | 5  | 4,6     | 5   | 3,4     | 5  | 4       | 5  | 3,8     | 4,04                | 5         | 4,4   | 5         | 4,4  | 5         | 3,8  |
| 21-22     | 8         | 21-2135 | 8  | 4,12    | 8  | 3,5     | 8   | 3,5     | 8  | 2,88    | 8  | 3,38    | 3,48                | 8         | 3,62  | 6         | 3,67   | 8         | 3,12   |
| 20-21     | 13        | 20-2135 | 13   | 4,23    | 13   | 3,92    | 13  | 3,15    | 10   | 3,4     | 13   | 3,46    | 3,65                | 13        | 3,85  | 10        | 4  | 13        | 3,31   |
| 19-20     | 19        | 19-2135 | 19   | 3,42    | 18   | 3,06    | 19  | 2,63    | 19   | 3       | 19   | 2,89    | 3,00                | 19        | 3,32  | 14        | 3,93   | 19        | 2,47   |
| 18-19     | 18        | 18-2135 | 18   | 3,83    | 18   | 3,22    | 18  | 3,17    | 14   | 2,5     | 18   | 2,89    | 3,15                | 18        | 3,28  | 15        | 4,07   | 18        | 1,67   |

| A. year | COURSE ORGANISATION                           |         |   |         |  |         |  |         |                    | INFRASTRUCTURE                                      |         |  |         |  |         |  |         |  |         |                    |
|---------|---|---------|---|---------|--|---------|--|---------|--------------------|---|---------|--|---------|--|---------|--|---------|--|---------|--------------------|
|         | 9. Information to students to manage/organize |         | 10. The means of communication were appropriate |         | 11. The initial planning and programmed activities |         | 12. Coordination between teaching staff satisfactory |         | Average of section | 13. Classrooms and their equipment were appropriate |         | 14. Areas for working and studying and their equipment |         | 15. Laboratories, experimental areas and equipment ... |         | 16. The library and reading room facilities... |         | 17. ... library and documentary archives ... |         | Average of section |
| A. year | no. resp.                                     | average | no. resp.                                       | average | no. resp.  | average | no. resp.  | average |                    | no. resp.   | average | no. resp.  | average | no. resp.  | average | no. resp.                                      | average | no. resp.                                    | average |                    |
| 23-24   | 11  | 3,91    | 11  | 3,91    | 11   | 3,45    | 10   | 3,1     | 3,39               | 11  | 4,18    | 11   | 4,36    | 8  | 4,62    | 11   | 4,36    | 11   | 4,36    | 4,37               |
| 22-23   | 5   | 4       | 5   | 4       | 5  | 4,2     | 5  | 4,2     | 4,14               | 5   | 4,6     | 5  | 4,6     | 4  | 4,25    | 5  | 5       | 5  | 4,4     | 4,58               |
| 21-22   | 8   | 3,5     | 8   | 3,62    | 8  | 4,12    | 8  | 3,75    | 3,63               | 8   | 4,38    | 8  | 4,5     | 6  | 3,83    | 6  | 4,83    | 8  | 4,25    | 4,36               |
| 20-21   | 13  | 3,38    | 13  | 3,85    | 12   | 3,92    | 12   | 3,5     | 3,67               | 13  | 4,38    | 11   | 4,36    | 6  | 4       | 10   | 4,4     | 11   | 4       | 4,25               |
| 19-20   | 18  | 3,11    | 18  | 3,39    | 18   | 3,22    | 19   | 2,79    | 3,14               | 19  | 3,47    | 18   | 3,72    | 13   | 3,15    | 17   | 4,41    | 18   | 4,11    | 3,80               |
| 18-19   | 18  | 3,39    | 16  | 3,25    | 18   | 3,06    | 18   | 2,5     | 3,00               | 18  | 4,44    | 18   | 4,22    | 15   | 4,33    | 17   | 4,35    | 16   | 4,25    | 4,32               |

| A. year | TEACHING-LEARNING PROCESS                      |         |   |         |  |         |   |         |   |         |  |         |  |         |   |         |  |         |   |         |                    |
|---------|--|---------|---|---------|--|---------|---|---------|---|---------|--|---------|--|---------|---|---------|--|---------|---|---------|--------------------|
|         | 21. Encoura_gement the involvement of students |         | 22. ..methodo_logies ... skills of analysis and synthesis |         | 23. The practical work adequately to the theoretical element |         | 24. The recommended course material was appropriate |         | 25. The bibliography was appropriate and up-to-date |         | 26. The initial work schedule was fulfilled satisfactorily |         | 27. Knowledge, skills and approaches in guides |         | 28. Appraisal procedures and criteria appropriate |         | 29. The standard demanded in the appraisal ... |         | 30. I regularly attended the 'in situ' classes and other activities |         | Average of section |
| A. year | no. resp.                                      | average | no. resp.   | average | no. resp.  | average | no. resp.   | average | no. resp.   | average | no. resp.  | average | no. resp.                                      | average | no. resp.   | average | no. resp.                                      | average | no. resp.   | average |                    |
| 23-24   | 10   | 3,2     | 11  | 3,27    | 11   | 3,18    | 11  | 3,45    | 10  | 3,5     | 11   | 3,82    | 10   | 3,4     | 11  | 3,09    | 11   | 2,82    | 11  | 4,45    | 3,42               |
| 22-23   | 5  | 4,2     | 5   | 4,2     | 5  | 4       | 5   | 4       | 5   | 4       | 5  | 4,4     | 5  | 4,4     | 5   | 4,4     | 5  | 4,2     | 5   | 4,6     | 4,24               |
| 21-22   | 8  | 3,88    | 8   | 4,12    | 8  | 4,12    | 7   | 3,86    | 8   | 3,75    | 8  | 4,12    | 8  | 3,88    | 7   | 3,71    | 8  | 3,62    | 8   | 4,75    | 3,99               |
| 20-21   | 13   | 3,85    | 13  | 3,92    | 13   | 3,54    | 13  | 3,77    | 13  | 3,92    | 13   | 4,08    | 13   | 4       | 13  | 3,85    | 13   | 4       | 13  | 4,77    | 3,97               |
| 19-20   | 19   | 3       | 18  | 2,83    | 18   | 2,94    | 18  | 3,17    | 18  | 3,72    | 19   | 3,84    | 18   | 3,44    | 19  | 3,42    | 19   | 3,21    | 19  | 4,53    | 3,42               |
| 18-19   | 18   | 3,67    | 18  | 3,28    | 18   | 3,56    | 17  | 3,76    | 17  | 3,65    | 18   | 3,61    | 18   | 3,44    | 17  | 3,59    | 18   | 3,28    | 17  | 4,76    | 3,65               |

**2135 - MÁSTER UNIVERSITARIO EN DIRECCIÓN Y PLANIFICACIÓN DEL TURISMO**

|         | STUDENT TUTORIALS                                  |         |  |         |                    | TEACHING APPROACH  |         |   |         |   |         |                    |
|---------|--|---------|--|---------|--------------------|--|---------|---|---------|---|---------|--------------------|
|         | 18. The tutorial needs were met to my satisfaction |         | 19. The professors adhered to the schedule for tutorials |         | Average of section | 31. The professors complied with the scheduled timetable |         | 32. The professors demonstrated ... knowledge |         | 33. The professors had a positive attitude towards students |         | Average of section |
| A. year | no. resp.  | average | no. resp.  | average |                    | no. resp.  | average | no. resp.                                     | average | no. resp.   | average |                    |
| 23-24   | 10   | 3,9     | 9  | 4,11    | 4,00               | 11   | 3,64    | 10  | 3,8     | 11  | 2,82    | 3,41               |
| 22-23   | 4  | 4,25    | 5  | 5       | 4,67               | 5  | 4,6     | 5   | 5       | 5   | 4,6     | 4,73               |
| 21-22   | 5  | 3,6     | 6  | 4,17    | 3,91               | 8  | 4       | 8   | 3,62    | 8   | 4       | 3,88               |
| 20-21   | 10   | 3,3     | 8  | 3,5     | 3,39               | 13   | 4,38    | 13  | 4,54    | 13  | 4,31    | 4,41               |
| 19-20   | 15   | 3,47    | 15   | 3,67    | 3,57               | 19   | 4,16    | 19  | 3,68    | 19  | 3,68    | 3,84               |
| 18-19   | 18   | 3,78    | 16   | 3,94    | 3,85               | 17   | 4,06    | 17  | 4,24    | 17  | 4       | 4,10               |

|         | OVERALL                               |         |                               |         |                                  |         |                      |         |  |         |                                   |         |                    |
|---------|---------------------------------------|---------|-------------------------------|---------|----------------------------------|---------|----------------------|---------|--|---------|-----------------------------------|---------|--------------------|
|         | Satisfaction with the Master's Degree |         | Quality of the teaching staff |         | Relevance of the Master's Degree |         | Good value for money |         | Recommend this Master's Degree to other students |         | Usefulness of the Master's Degree |         | Average of section |
| A. year | no. resp.                             | average | no. resp.                     | average | no. resp.                        | average | no. resp.            | average | no. resp.  | average | no. resp.                         | average |                    |
| 23-24   | 11                                    | 2,73    | 11                            | 3,27    | 11                               | 3,27    | 11                   | 3       | 11   | 2,73    | 11                                | 3,27    | 3,05               |
| 22-23   | 5                                     | 4       | 5                             | 4,6     | 5                                | 4,6     | 5                    | 4       | 5  | 4,4     | 5                                 | 4       | 4,27               |
| 21-22   | 7                                     | 3,43    | 7                             | 4       | 7                                | 3,43    | 7                    | 3,86    | 7  | 3,14    | 7                                 | 3,29    | 3,52               |
| 20-21   | 13                                    | 3,62    | 13                            | 3,92    | 13                               | 3,85    | 12                   | 3,58    | 13   | 3,85    | 13                                | 3,69    | 3,75               |
| 19-20   | 18                                    | 3,11    | 18                            | 3,56    | 18                               | 3,44    | 18                   | 2,94    | 18   | 2,78    | 18                                | 3,22    | 3,18               |
| 18-19   | 16                                    | 3,19    | 16                            | 3,81    | 16                               | 3,31    | 16                   | 2,62    | 16   | 2,5     | 16                                | 3,25    | 3,11               |

\* Average of a section is calculated by weighting the number of responses for each item.