

2267T - MÁSTER UNIVERSITARIO EN ESTUDIOS HISPÁNICOS AVANZADOS: APLICACIONES E INVESTIGACIÓN

Yes	NO
6	6
50,00%	50,00%

Yes	NO
1	11
8,00%	92,00%

TRAINING PROGRAMME

	AVERAGE	N/C	1	2	3	4	5
1. The objectives and graduate profile of the Master's Degree were described clearly in a transparent way	4,67	0	0	0	0	4	8
2. The subjects taught during the Master's Degree and their content were appropriate for the objectives of MD	4,17	0	0	1	2	3	6
3. I believe that there has been an appropriate balance between theory and practice	4,17	0	0	1	1	5	5
4. I believe that the content of the Master's Degree was significantly different from ... my graduate course	3,18	1	1	3	1	5	1
5. The sequence of the subjects was satisfactory and avoided gaps and repetitions	4,00	0	0	1	3	3	5
Average of section	4,05						

COURSE ORGANISATION

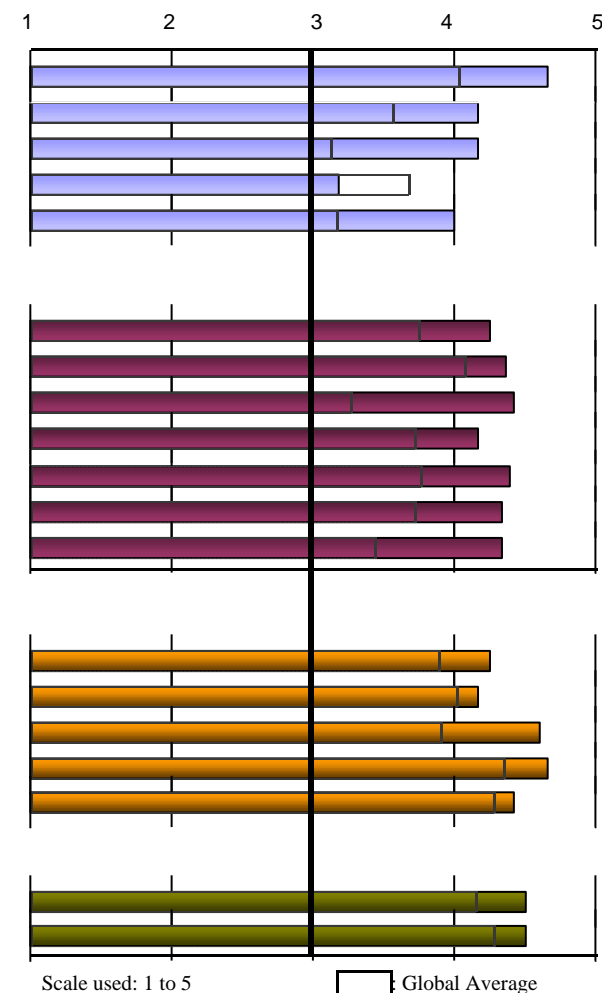
6. The information in the educational programmes or guides of the subjects was extensive and detailed	4,25	0	0	0	3	3	6
7. The educational programmes or guides were available before I enrolled	4,36	1	0	0	2	3	6
8. The organization and management of the Master's Degree were satisfactory	4,42	0	0	1	0	4	7
9. The information given to students to manage/organize the Master's Degree was satisfactory	4,17	0	1	0	1	4	6
10. The means of communication used to disseminate information on the different aspects of the Master's De	4,40	2	0	1	0	3	6
11. The initial planning and programmed activities were adhered to	4,33	0	0	0	3	2	7
12. I believe that coordination between teaching staff was satisfactory	4,33	0	0	1	1	3	7
Average of section	4,32						

INFRASTRUCTURE

13. The classrooms and their equipment were appropriate for the Master's Degree	4,25	0	0	0	3	3	6
14. The areas set aside for working and studying and their equipment were appropriate	4,17	0	0	0	3	4	5
15. The laboratories, workshops and experimental areas and their equipment were appropriate for teaching...	4,60	2	0	0	1	2	7
16. I consider that the library and reading room facilities were satisfactory	4,67	0	0	0	1	2	9
17. The quantity, quality and accessibility of information in the library ... were appropriate	4,42	0	0	1	1	2	8
Average of section	4,41						

STUDENT TUTORIALS

18. The tutorial needs were met to my satisfaction	4,50	0	0	0	2	2	8
19. The professors adhered to the schedule established for tutorials	4,50	0	0	0	2	2	8
Average of section	4,5						

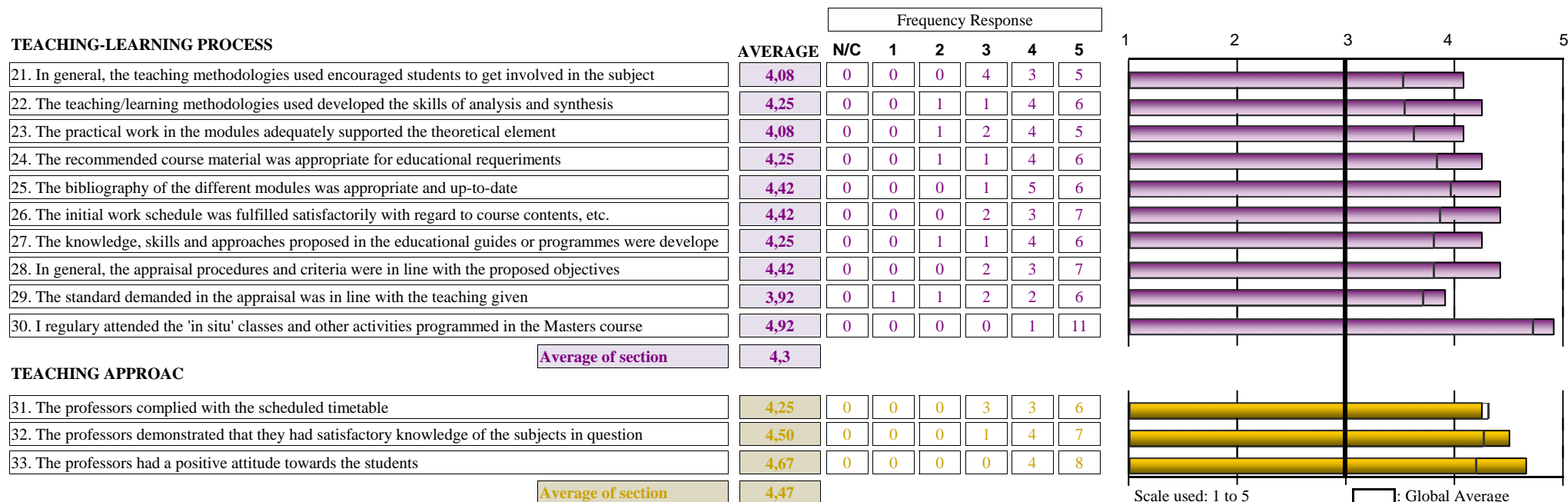


Total respondents: 12 Enrollment: 38

Period of survey: 25/02/2025 - 31/03/2025

2267T - MÁSTER UNIVERSITARIO EN ESTUDIOS HISPÁNICOS AVANZADOS: APLICACIONES E INVESTIGACIÓN

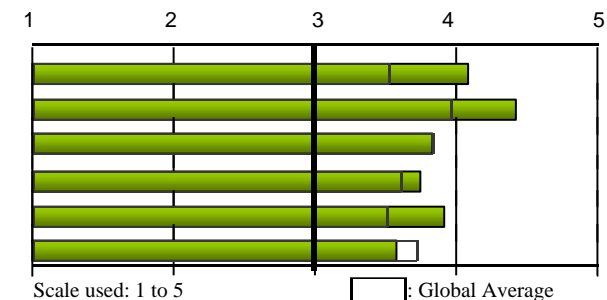
	0	1	2-4	5-7	8-10	>10
	0	0	3	2	5	2
20. Total hours spent in tutorials during this course	0,00%	0,00%	25,00%	17,00%	42,00%	17,00%



2267T - MÁSTER UNIVERSITARIO EN ESTUDIOS HISPÁNICOS AVANZADOS: APLICACIONES E INVESTIGACIÓN

OVERALL

		Frequency Response					
		N/C	1	2	3	4	5
Satisfaction with the Masters course	4,08	0	0	0	2	7	3
Quality of the teaching staff	4,42	0	0	0	2	3	7
Relevance of the postgraduate course	3,83	0	0	2	2	4	4
Good value for money	3,75	0	0	2	3	3	4
Recommend this Master's Degree to other students	3,92	0	0	2	2	3	5
Usefulness of the postgraduate course	3,58	0	0	2	4	3	3
Average of section	3,93						



2267T - MÁSTER UNIVERSITARIO EN ESTUDIOS HISPÁNICOS AVANZADOS: APLICACIONES E INVESTIGACIÓN

EVOLUTIO		TRAINING PROGRAMME										COURSE ORGANISATION						
		1. The objectives and graduate profile... clearly...		2. The subjects and their content were appropriate ...		3. ... an appropriate balance between theory and practice		4. ... content was different from my graduate course		5. The sequence of the subjects was satisfactory ...		Averag e of section	6. The information in guides was extensive...		7. ... guides were available before I enrolled		8. Organization Management were satisfactory	
A. year	Collected	no. resp.	average	no. resp.	average	no. resp.	average	no. resp.	average	no. resp.	average		no. resp.	average	no. resp.	average	no. resp.	average
24-25	12	12	4,67	12	4,17	12	4,17	11	3,18	12	4	4,05	12	4,25	11	4,36	12	4,42
23-24	14	13	4,62	14	4	14	3,79	13	4	14	3,86	4,04	14	4,21	13	4	14	3,93
22-23	6	5	4,6	6	4,5	6	4,33	6	4,5	6	3,83	4,34	6	4,17	5	4	6	4,5
21-22	20	19	3,53	20	3,45	19	3,74	19	3,58	19	3,47	3,55	20	3,4	18	3,56	20	3,2
20-21	19	18	4,22	19	4,26	19	3,95	18	3,83	19	4,26	4,11	19	4,21	19	3,53	19	3,95
19-20	11	11	3,82	11	3,18	11	3,45	9	4	11	3,36	3,55	11	3,36	11	3,82	11	3

A. year	COURSE ORGANISATION									INFRASTRUCTURE										
	9. Information to students to manage/organize		10. The means of communication were appropriate		11. The initial planning and programmed activities		12. Coordination between teaching staff satisfactory		Averag e of section	13. Classrooms and their equipment were appropriate		14. Areas for working and studying and their equipment		15. Laboratories, experimental areas and equipment ...		16. The library and reading room facilities...		17. ... library and documentary archives ...		Averag e of section
A. year	no. resp.	average	no. resp.	average	no. resp.	average	no. resp.	average		no. resp.	average	no. resp.	average	no. resp.	average	no. resp.	average	no. resp.	average	
24-25	12	4,17	10	4,4	12	4,33	12	4,33	4,32	12	4,25	12	4,17	10	4,6	12	4,67	12	4,42	4,41
23-24	14	4,43	14	4,57	14	4,29	14	4,21	4,24	14	4,64	14	4,43	10	4,6	14	4,64	14	4,5	4,56
22-23	6	4,33	6	4,33	5	4,6	6	4,5	4,35	6	4,67	6	4,5	6	4,17	6	4,83	6	5	4,63
21-22	20	3,45	20	3,2	20	3,6	20	3,55	3,42	20	3,6	20	3,75	18	3,89	20	3,95	20	4,1	3,86
20-21	19	3,89	19	3,79	19	4,21	19	4,26	3,98	18	4,17	17	4,06	13	4,31	15	4,07	18	4,17	4,15
19-20	11	4,18	10	3,5	11	3,36	11	3	3,46	11	3,91	11	4,09	8	4,25	9	4,22	10	3,5	3,98

A. year	TEACHING-LEARNING PROCESS																				
	21. Encoura_gement the involvement of students		22. ..methodo_logies ... skills of analysis and synthesis		23. The practical work adequately to the theoretical element		24. The recommended course material was appropriate		25. The bibliography was appropriate and up-to-date		26. The initial work schedule was fulfilled satisfactorily		27. Knowledge, skills and approaches in guides		28. Appraisal procedures and criteria appropriate		29. The standard demanded in the appraisal ...		30. I regularly attended the 'in situ' classes and other activities		Averag e of section
A. year	no. resp.	average	no. resp.	average	no. resp.	average	no. resp.	average	no. resp.	average	no. resp.	average	no. resp.	average	no. resp.	average	no. resp.	average	no. resp.	average	
24-25	12	4,08	12	4,25	12	4,08	12	4,25	12	4,42	12	4,42	12	4,25	12	4,42	12	3,92	12	4,92	4,30
23-24	14	4	14	4,14	13	4	13	4,08	14	4,07	14	4,36	14	4,07	13	4,31	14	3,64	14	4,86	4,15
22-23	6	4,17	6	4,33	6	4,33	6	4,33	6	4,33	6	4,33	6	4,33	6	4,17	6	4	6	4,5	4,28
21-22	19	3,32	19	3,37	20	3,45	20	3,65	20	3,65	20	3,5	20	3,6	18	3,33	20	3,05	19	4,47	3,54
20-21	18	4,39	18	4,5	17	4,12	19	4,32	19	4,42	19	4,05	19	4,47	19	4,32	18	4	18	4,83	4,34
19-20	11	3,82	11	3,91	10	3,6	10	3,6	10	4,1	11	3,55	11	3,45	11	3,55	11	3,36	10	4,6	3,75

2267T - MÁSTER UNIVERSITARIO EN ESTUDIOS HISPÁNICOS AVANZADOS: APLICACIONES E INVESTIGACIÓN

A. year	STUDENT TUTORIALS					TEACHING APPROACH						
	18. The tutorial needs were met to my satisfaction		19. The professors adhered to the schedule for tutorials		Average of section	31. The professors complied with the scheduled timetable		32. The professors demonstrated ... knowledge		33. The professors had a positive attitude towards students		Average of section
	no. resp.	average	no. resp.	average		no. resp.	average	no. resp.	average	no. resp.	average	
24-25	12	4,5	12	4,5	4,50	12	4,25	12	4,5	12	4,67	4,47
23-24	14	4,79	14	4,79	4,79	14	4,57	14	4,71	14	4,71	4,67
22-23	6	4,83	6	4,83	4,83	6	4,83	6	4,83	6	4,33	4,67
21-22	19	4,16	19	4,42	4,29	20	4,15	19	4,05	20	4,3	4,17
20-21	19	4,63	19	4,63	4,63	19	4,68	19	4,84	19	4,84	4,79
19-20	11	3,64	11	3,91	3,77	11	4,27	11	4,82	11	3,91	4,33

A. year	OVERALL												
	Satisfaction with the Master's Degree		Quality of the teaching staff		Relevance of the Master's Degree		Good value for money		Recommend this Master's Degree to other students		Usefulness of the Master's Degree		Average of section
	no. resp.	average	no. resp.	average	no. resp.	average	no. resp.	average	no. resp.	average	no. resp.	average	
24-25	12	4,08	12	4,42	12	3,83	12	3,75	12	3,92	12	3,58	3,93
23-24	14	4,29	14	4,79	13	4,54	14	3,86	14	4,21	14	3,93	4,27
22-23	6	4,33	6	4,83	6	4,67	6	4,33	6	4,33	6	4,17	4,44
21-22	20	3,6	20	3,95	20	3,9	19	3,26	20	3,7	20	3,6	3,67
20-21	18	4	18	4,67	18	4,17	18	4	18	4,28	18	3,89	4,17
19-20	11	3,45	11	4,09	11	3,64	11	3,45	11	3,18	11	3,36	3,53

* Average of a section is calculated by weighting the number of responses for each item.