

1003.- GRADO EN ESTUDIOS HISPÁNICOS: LENGUA ESPAÑOLA Y SUS LITERATURAS

Category as a teacher:

CU	TU	CEU	TEU	Contr. Dr.	Ajud. Dr.	Ajudant	Associat	As. Asist.	PIF	Altres
5	13	0	0	1	4	0	3	0	1	1
17,86%	46,43%	0,00%	0,00%	3,57%	14,29%	0,00%	10,71%	0,00%	3,57%	3,57%

Type of teaching at this degree:

Teaches:		
theo and practical	Only theory	Only practical
23	3	0
88,46%	11,54%	0,00%

Number of subjects taught:

AVERAGE	Minimum	Maximum
2,15	1	4

Nº hours:

AVERAGE	Minimum	Maximum
104,07	4	240

TRAINING PROGRAMME

	Strongly disagree....Strongly agree						AVERAGE					
	N/C	1	2	3	4	5		1	2	3	4	5
1.The objectives of this degree and the graduates' profile are adequate, interesting and updated	2	0	0	0	5	21	4,81	4,16				
2.The applicants' profile is clearly defined and suited to the objectives of this degree	2	0	0	0	6	20	4,77	4,03				
3.In general, I consider that the specific objectives and competencies associated with each subject are consistent with the overall objectives and the profile pursued	1	0	0	0	4	23	4,85	4,17				
4.The structure and sequence of subject areas is adequate because it avoids duplications and gaps	0	0	1	2	5	20	4,57	3,97				
5.I think the ratio of the degree theory and practice is appropriate	2	0	0	2	8	16	4,54	4,10				
Average of section							4,71					

☐ : Global UV Average*

* The global averages compared in the graphs have been calculated with data from the last academic year in which all master degrees were evaluated: 23-24

ORGANIZATION OF TEACHING

		Strongly disagree....Strongly agree					AVERAGE					
	N/C	1	2	3	4	5		1	2	3	4	5
6.The organization of the degree is adequate	1	0	0	1	5	21	4,74	4,09				
7.The mechanisms used to disseminate information on the degree (objectives, admission profile, graduates' profile, ...) are suitable	1	0	0	1	4	22	4,78	4,21				
8.Students' interests and prior knowledge have been taken into account for planning the degree	1	0	1	4	2	20	4,52	3,88				
9.The original planning and the activities scheduled have been kept to	1	0	0	0	5	22	4,81	4,49				
10.Satisfaction with the coordination-communication mechanisms between:												
a.- The different lecturers in the degree	1	0	1	2	4	20	4,59	4,02				
b.- The theory and practice of subject areas	2	0	0	2	4	20	4,69	4,27				
c.- The different subject areas in the degree	1	0	2	1	5	19	4,52	3,81				
d.- The different departments involved	4	1	1	2	4	16	4,38	3,72				
Average of section							4,63					

☐ : Global UV Average*

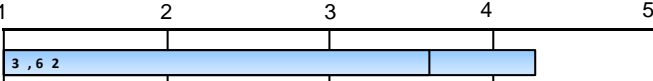

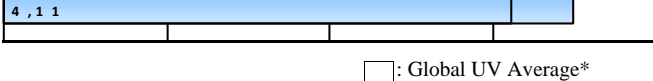

FACILITIES AND RESOURCES

		Strongly disagree....Strongly agree					AVERAGE					
	N/C	1	2	3	4	5		1	2	3	4	5
11.The classrooms used for teaching and their equipment are suitable for the proper development of the degree	0	1	1	3	3	20	4,43	3,97				
12.Laboratories, workshops and experimental areas, and their equipment, are adequate for the number of students and for the	8	0	1	0	4	15	4,65	3,99				
13.The quantity, quality and accessibility of library materials and documentary holdings meet the requirements of the degree	2	0	1	1	6	18	4,58	4,38				
Average of section							4,54					

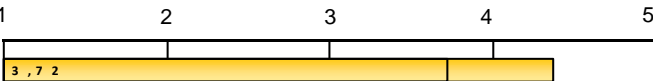
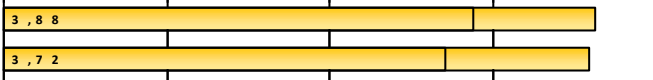
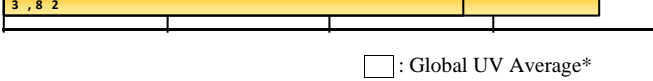

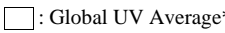
☐ : Global UV Average*

* The global averages compared in the graphs have been calculated with data from the last academic year in which all master degrees were evaluated: 23-24

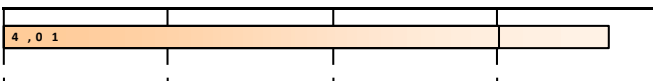
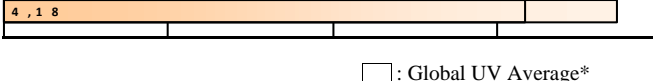

DEVELOPMENT OF TEACHING

		Strongly disagree....Strongly agree						
	N/C	1	2	3	4	5	AVERAGE	
14.The students' knowledge is adequate to follow the contents of my subject area	1	1	0	1	14	11	4,26	
15.The contents (level and scope) planned for the subjects that I teach and the actual time to teach them are suitable	0	1	0	2	5	20	4,54	
16.The assessment procedures commonly used in the degree properly assess the level of competencies (knowledge, skills, attitudes...) acquired by the students	0	1	0	2	6	19	4,5	
Average of section							4,43	

STUDENTS

		Strongly disagree....Strongly agree						
	N/C	1	2	3	4	5	AVERAGE	
17.Students regularly attend classes and those activities scheduled	1	1	0	1	11	14	4,37	
18.I think that students achieve the objectives set for the degree	1	1	0	0	6	20	4,63	
19.In general, students are motivated to study the degree	1	1	0	1	5	20	4,59	
20.I think that the degree meets the students' expectations	2	1	0	0	5	20	4,65	
Average of section							4,56	

TRAINING RECEIVED

		Strongly disagree....Strongly agree						
	N/C	1	2	3	4	5	AVERAGE	
21.The training received is in line with the needs of the degree in which I teach.	9	0	0	2	2	15	4,68	
22.I'm satisfied with the training received.	9	0	0	1	3	15	4,74	
Average of section							4,71	

* The global averages compared in the graphs have been calculated with data from the last academic year in which all master degrees were evaluated: 23-24

1003.- GRADO EN ESTUDIOS HISPÁNICOS: LENGUA ESPAÑOLA Y SUS LITERATURAS

EVOLUTION

EVOLUTION		TRAINING PROGRAMME											ORGANIZATION OF TEACHING							
		1.Objectives of the degree and the graduates' profile ...		2.The applicants' profile is clearly defined ...		3... specific objectives and competencies of each course		4.The structure and sequence of subjects ...		5.ratio of the degree theory and practice is appropriate		Average of section	6.The organization of the degree is adequate		7.The mechanisms used to disseminate information ...		8.In planning the degree, it's consider the interests of students		9.The original planning ... have been kept to	
A. year	Collected	n°surv.	AVERAGE	n°surv.	AVERAGE	n°surv.	AVERAGE	n°surv.	AVERAGE	n°surv.	AVERAGE		n°surv.	AVERAGE	n°surv.	AVERAGE	n°surv.	AVERAGE	n°surv.	AVERAGE
23-24	28	26	4,81	26	4,77	27	4,85	28	4,57	26	4,54	4,71	27	4,74	27	4,78	27	4,52	27	4,81
21-22	27	25	4,52	23	4,61	26	4,65	25	4,44	23	4,43	4,53	25	4,68	24	4,46	23	4,52	26	4,58
19-20	29	23	4,48	23	4,48	25	4,24	26	4,23	26	3,69	4,21	26	4,58	24	4,54	25	4,48	27	4,7
17-18	42	40	4,4	39	4,1	41	4,46	40	4,22	40	3,7	4,18	40	4,3	41	4,24	40	4,08	41	4,51
15-16	21	21	4,33	21	4,19	21	4,52	21	4,24	21	3,86	4,23	21	4,48	21	4,38	21	4,19	21	4,52
14-15	9	9	4,33	8	4,38	9	4,56	9	4	9	4	4,25	9	4,22	8	4,12	8	4,12	9	4,33

		ORGANIZATION OF TEACHING								FACILITIES AND RESOURCES							
		10.Satisfaction with the coordination-communication mechanisms between:								11.Classrooms used for teaching and their equipment ...		12.Laboratories, workshops and experimental areas		13.Library materials and documentary holdings meet ...		Average of section	
		a.The different lecturers		b.The theory and practice of subjects		c.The different subject areas		d.The different departments									
A. year	n°surv.	AVERAGE	n°surv.	AVERAGE	n°surv.	AVERAGE	n°surv.	AVERAGE		n°surv.	AVERAGE	n°surv.	AVERAGE	n°surv.	AVERAGE		
23-24	27	4,59	26	4,69	27	4,52	24	4,38	4,63	28	4,43	20	4,65	26	4,58	4,54	
21-22	24	4,62	26	4,54	24	4,5	23	4,22	4,52	27	4,07	14	4,43	27	4,3	4,24	
19-20	26	4,5	25	4,56	25	4,52	22	4,05	4,5	29	4,1	17	3,76	27	4,04	4	
17-18	41	4,56	38	4,16	38	4,13	36	4,11	4,27	42	4,1	33	3,88	41	4,37	4,13	
15-16	20	4,15	21	4,24	20	4,2	19	3,95	4,27	21	4,19	17	4,24	21	4,38	4,27	
14-15	9	3,89	8	4,25	9	3,89	8	3,88	4,09	9	3,89	8	3,88	8	3,88	3,88	

EVALUATION OF DEGREE STUDIES
(teacher survey)

ACADEMIC YEAR: 23-24

RUCT: 2501401

A. year	DEVELOPMENT OF TEACHING							STUDENTS								
	14.The students' knowledge is enough ...		15.The contents (level and scope) planned ...		16.The assessment procedures commonly used ...		Average of section	17.Students regularly attend classes ...		18...students achieve the objectives defined ...		19.Students are motivated ...		20...degree meets the students' expectations		Average of section
	n°surv.	AVERAGE	n°surv.	AVERAGE	n°surv.	AVERAGE		n°surv.	AVERAGE	n°surv.	AVERAGE	n°surv.	AVERAGE	n°surv.	AVERAGE	
23-24	27	4,26	28	4,54	28	4,5	4,43	27	4,37	27	4,63	27	4,59	26	4,65	4,56
21-22	26	3,96	26	4,31	25	4,4	4,22	26	4,04	25	4,24	25	4,32	23	4,22	4,2
19-20	28	4,07	28	4,21	25	4,48	4,25	28	3,93	26	4,31	24	4,29	24	4,5	4,25
17-18	42	3,67	42	4,21	41	4,32	4,06	42	3,93	42	4,02	41	3,85	41	4,07	3,97
15-16	21	3,9	21	4,52	21	4,57	4,33	20	4,6	20	4,55	20	4,45	19	4,42	4,51
14-15	9	3,67	9	4,22	9	4,56	4,15	9	4,11	9	4,22	9	4	8	4,25	4,14

A. year	TRAINING RECEIVED				
	21.The training received is in line with the needs of the degree		22. I'm satisfied with the training received.		Average of section
	n°surv.	AVERAGE	n°surv.	AVERAGE	
23-24	19	4,68	19	4,74	4,71
21-22	*		*		*
19-20	*		*		*
17-18	*		*		*
15-16	*		*		*
14-15	*		*		*

* The average item is calculated from three surveys rating.

Average of a section is calculated by weighting the number of responses for each item.

** The last 6 courses are shown