

**1006.- GRADUADO EN HISTORIA DEL ARTE**
**Category as a teacher:**

| CU    | TU     | CEU   | TEU   | Contr. Dr. | Ajud. Dr. | Associat | Ajudant | Altres |
|-------|--------|-------|-------|------------|-----------|----------|---------|--------|
| 3     | 14     | 1     | 0     | 4          | 6         | 7        | 1       | 3      |
| 7,69% | 35,90% | 2,56% | 0,00% | 10,26%     | 15,38%    | 17,95%   | 2,56%   | 7,69%  |

**Type of teaching at this degree:**

|                            |                    |             |                |
|----------------------------|--------------------|-------------|----------------|
| Teaches:                   | theo and practical | Only theory | Only practical |
|                            | 36                 | 3           | 0              |
|                            | 92,31%             | 7,69%       | 0,00%          |
| Number of subjects taught: | AVERAGE            | Minimum     | Maximum        |
|                            | 2,23               | 1           | 5              |
| Nº hours:                  | AVERAGE            | Minimum     | Maximum        |
|                            | 100,15             | 4           | 250            |

**TRAINING PROGRAMME**

|  | N/C | Strongly disagree....Strongly agree |   |    |    |             | AVERAGE | 1 2 3 4 5         |  |  |  |  |
|--|-----|-------------------------------------|---|----|----|-------------|---------|-------------------|--|--|--|--|
|  |     | 1                                   | 2 | 3  | 4  | 5           |         | [Bar chart scale] |  |  |  |  |
| 1.The objectives of this degree and the graduates' profile are adequate, interesting and updated   | 2   | 2                                   | 0 | 10 | 15 | 10          | 3,84    | 4,1 3             |  |  |  |  |
| 2.The applicants' profile is clearly defined and suited to the objectives of this degree   | 2   | 2                                   | 1 | 8  | 13 | 13          | 3,92    | 3,9 9             |  |  |  |  |
| 3.In general, I consider that the specific objectives and competencies associated with each subject are consistent with the overall objectives and the profile pursued | 1   | 0                                   | 2 | 8  | 15 | 13          | 4,03    | 4,1 3             |  |  |  |  |
| 4.The structure and sequence of subject areas is adequate because it avoids duplications and gaps  | 2   | 0                                   | 3 | 13 | 12 | 9           | 3,73    | 3,8 9             |  |  |  |  |
| 5.I think the ratio of the degree theory and practice is appropriate   | 0   | 2                                   | 0 | 8  | 17 | 12          | 3,95    | 4,0 4             |  |  |  |  |
| <b>Average of section</b>  |     |                                     |   |    |    | <b>3,89</b> |         |                   |  |  |  |  |

□ : Global UV Average\*

\* Global average calculated from the data of the last academic year with surveys for all degrees: 21-22

Surveys collected: 39

Surveys period: 01/06/2022 - 03/07/2022

Printing date: 12/07/2022

Potential surveys according to POD: 89

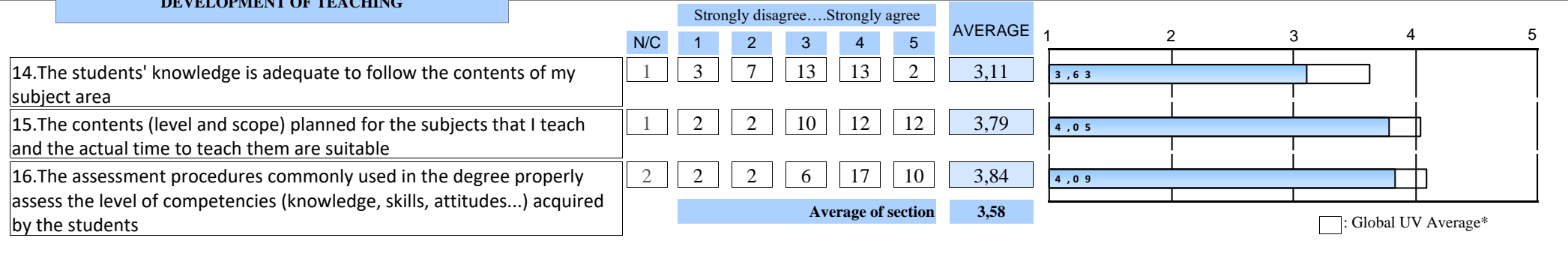
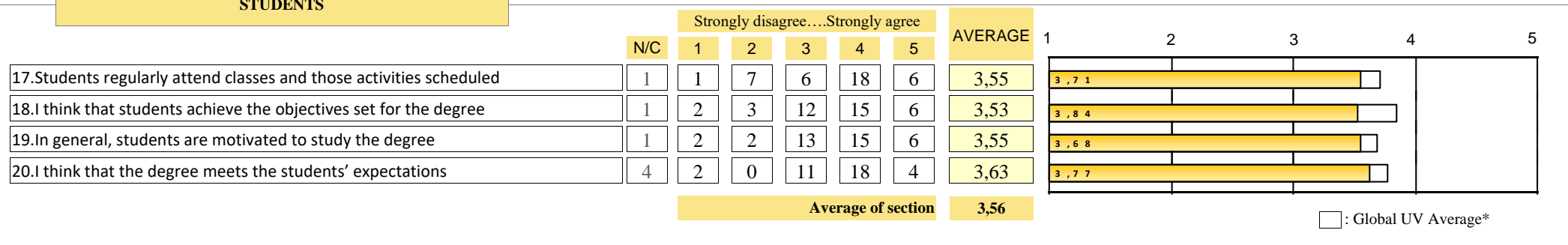
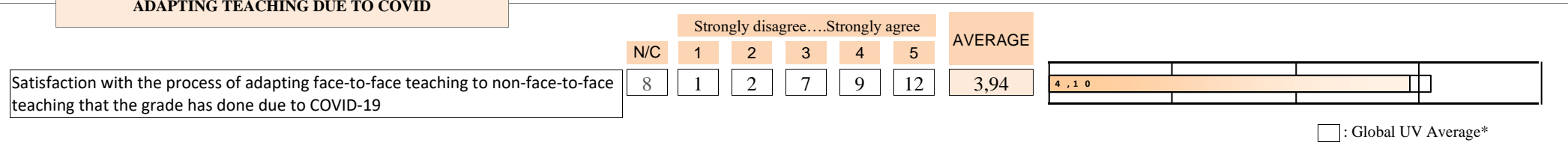
**ORGANIZATION OF TEACHING**

|  | N/C | Strongly disagree...Strongly agree |   |    |    |             | AVERAGE | 1 | 2 | 3 | 4 | 5 |
|--|-----|------------------------------------|---|----|----|-------------|---------|---|---|---|---|---|
|  |     | 1                                  | 2 | 3  | 4  | 5           |         |   |   |   |   |   |
| 6.The organization of the degree is adequate   | 2   | 2                                  | 0 | 5  | 14 | 16          | 4,14    |   |   |   |   |   |
| 7.The mechanisms used to disseminate information on the degree (objectives, admission profile, graduates' profile, ...) are suitable | 1   | 2                                  | 2 | 2  | 15 | 17          | 4,13    |   |   |   |   |   |
| 8.Students' interests and prior knowledge have been taken into account for planning the degree                                       | 6   | 2                                  | 1 | 9  | 10 | 11          | 3,82    |   |   |   |   |   |
| 9.The original planning and the activities scheduled have been kept to   | 1   | 0                                  | 2 | 1  | 12 | 23          | 4,47    |   |   |   |   |   |
| 10.Satisfaction with the coordination-communication mechanisms between:  |     |                                    |   |    |    |             |         |   |   |   |   |   |
| a.- The different lecturers in the degree  | 1   | 2                                  | 1 | 10 | 11 | 14          | 3,89    |   |   |   |   |   |
| b.- The theory and practice of subject areas   | 3   | 2                                  | 1 | 6  | 11 | 16          | 4,06    |   |   |   |   |   |
| c.- The different subject areas in the degree  | 1   | 1                                  | 4 | 8  | 16 | 9           | 3,74    |   |   |   |   |   |
| d.- The different departments involved   | 4   | 1                                  | 4 | 6  | 10 | 14          | 3,91    |   |   |   |   |   |
| <b>Average of section</b>  |     |                                    |   |    |    | <b>4,02</b> |         |   |   |   |   |   |

**FACILITIES AND RESOURCES**

|  | N/C | Strongly disagree...Strongly agree |   |   |    |             | AVERAGE | 1 | 2 | 3 | 4 | 5 |
|--|-----|------------------------------------|---|---|----|-------------|---------|---|---|---|---|---|
|  |     | 1                                  | 2 | 3 | 4  | 5           |         |   |   |   |   |   |
| 11.The classrooms used for teaching and their equipment are suitable for the proper development of the degree                | 0   | 1                                  | 3 | 7 | 16 | 12          | 3,9     |   |   |   |   |   |
| 12.Laboratories, workshops and experimental areas, and their equipment, are adequate for the number of students and for the  | 10  | 2                                  | 2 | 7 | 8  | 10          | 3,76    |   |   |   |   |   |
| 13.The quantity, quality and accessibility of library materials and documentary holdings meet the requirements of the degree | 0   | 1                                  | 1 | 5 | 12 | 20          | 4,26    |   |   |   |   |   |
| <b>Average of section</b>  |     |                                    |   |   |    | <b>3,99</b> |         |   |   |   |   |   |

\* Global average calculated from the data of the last academic year with surveys for all degrees: 21-22

**DEVELOPMENT OF TEACHING**

**STUDENTS**

**ADAPTING TEACHING DUE TO COVID**


\* Global average calculated from the data of the last academic year with surveys for all degrees: 21-22

**1006.- GRADUADO EN HISTORIA DEL ARTE**

| EVOLUTION |           | TRAINING PROGRAMME  |         |  |         |  |         |  |         |  |         |                    | ORGANIZATION OF TEACHING                     |         |  |         |   |         |   |         |
|-----------|-----------|---|---------|--|---------|--|---------|--|---------|--|---------|--------------------|--|---------|--|---------|---|---------|---|---------|
|           |           | 1.Objectives of the degree and the graduates' profile ... |         | 2.The applicants' profile is clearly defined ... |         | 3... specific objectives and competencies of each course |         | 4.The structure and sequence of subjects ... |         | 5.ratio of the degree theory and practice is appropriate |         | Average of section | 6.The organization of the degree is adequate |         | 7.The mechanisms used to disseminate information ... |         | 8.In planning the degree, it's consider the interests of students |         | 9.The original planning ... have been kept to |         |
| A. year   | Collected | n°surv.   | AVERAGE | n°surv.  | AVERAGE | n°surv.  | AVERAGE | n°surv.                                      | AVERAGE | n°surv.  | AVERAGE |                    | n°surv.                                      | AVERAGE | n°surv.  | AVERAGE | n°surv.   | AVERAGE | n°surv.                                       | AVERAGE |
| 21-22     | 39        | 37  | 3,84    | 37   | 3,92    | 38   | 4,03    | 37   | 3,73    | 39   | 3,95    | 3,89               | 37   | 4,14    | 38   | 4,13    | 33  | 3,82    | 38  | 4,47    |
| 19-20     | 37        | 37  | 3,84    | 37   | 3,73    | 36   | 3,89    | 35   | 3,91    | 35   | 3,89    | 3,85               | 36   | 4,17    | 35   | 4,34    | 34  | 3,68    | 35  | 4,14    |
| 17-18     | 29        | 26  | 4       | 25   | 4,08    | 26   | 4,19    | 25   | 4,12    | 25   | 4,04    | 4,09               | 26   | 4,27    | 25   | 4,4     | 24  | 3,92    | 27  | 4,56    |
| 15-16     | 29        | 26  | 4,08    | 25   | 3,92    | 26   | 4,04    | 26   | 3,85    | 26   | 3,92    | 3,96               | 27   | 3,96    | 27   | 4,3     | 27  | 3,81    | 27  | 4,19    |
| 14-15     | 11        | 11  | 4,27    | 11   | 3,91    | 11   | 4,18    | 11   | 4,09    | 11   | 3,82    | 4,05               | 11   | 4,09    | 11   | 4,45    | 11  | 3,73    | 11  | 4,45    |
| 13-14     | 27        | 27  | 3,89    | 27   | 3,85    | 27   | 4       | 26   | 3,85    | 27   | 3,96    | 3,91               | 27   | 3,85    | 26   | 4,38    | 26  | 3,85    | 26  | 4,38    |

|         |  | ORGANIZATION OF TEACHING  |         |                                       |         |                               |         |                             |         | FACILITIES AND RESOURCES                                |         |   |         |  |         |                    |      |
|---------|--|---|---------|---------------------------------------|---------|-------------------------------|---------|-----------------------------|---------|---|---------|---|---------|--|---------|--------------------|------|
|         |  | 10.Satisfaction with the coordination-communication mechanisms between: |         |                                       |         |                               |         |                             |         | 11.Classrooms used for teaching and their equipment ... |         | 12.Laboratories, workshops and experimental areas |         | 13.Library materials and documentary holdings meet ... |         | Average of section |      |
|         |  | a.The different lecturers   |         | b.The theory and practice of subjects |         | c.The different subject areas |         | d.The different departments |         | Average of  |         |   |         |  |         |                    |      |
| A. year |  | n°surv.   | AVERAGE | n°surv.                               | AVERAGE | n°surv.                       | AVERAGE | n°surv.                     | AVERAGE |   | n°surv. | AVERAGE   | n°surv. | AVERAGE  | n°surv. | AVERAGE            |      |
| 21-22   |  | 38  | 3,89    | 36                                    | 4,06    | 38                            | 3,74    | 35                          | 3,91    | 4,02  | 39      | 3,9   | 29      | 3,76   | 39      | 4,26               | 3,99 |
| 19-20   |  | 36  | 4,08    | 35                                    | 3,89    | 35                            | 3,74    | 33                          | 4       | 4,01  | 35      | 3,94  | 31      | 3,81   | 34      | 3,94               | 3,9  |
| 17-18   |  | 29  | 4       | 26                                    | 4,19    | 27                            | 4,11    | 27                          | 4,33    | 4,22  | 27      | 3,59  | 21      | 4,1  | 28      | 3,93               | 3,86 |
| 15-16   |  | 28  | 3,82    | 28                                    | 3,96    | 27                            | 3,7     | 27                          | 3,93    | 3,96  | 28      | 4,32  | 25      | 4,52   | 28      | 4,25               | 4,36 |
| 14-15   |  | 11  | 3,82    | 11                                    | 4,36    | 11                            | 3,91    | 11                          | 3,91    | 4,09  | 11      | 4   | 11      | 4,27   | 11      | 4,27               | 4,18 |
| 13-14   |  | 26  | 3,85    | 27                                    | 4,33    | 26                            | 3,69    | 26                          | 3,73    | 4,01  | 26      | 4,04  | 24      | 4,17   | 27      | 3,96               | 4,05 |

|         |  | DEVELOPMENT OF TEACHING                  |         |   |         |  | STUDENTS           |  |         |  |         |                               |         |  |         |                    |      |
|---------|--|--|---------|---|---------|--|--------------------|--|---------|--|---------|-------------------------------|---------|--|---------|--------------------|------|
|         |  | 14.The students' knowledge is enough ... |         | 15.The contents (level and scope) planned ... |         | 16.The assessment procedures commonly used ... | Average of section | 17.Students regularly attend classes ... |         | 18...students achieve the objectives defined ... |         | 19.Students are motivated ... |         | 20...degree meets the students' expectations |         | Average of section |      |
|         |  |  |         |   |         |  |                    |  |         |  |         |                               |         |  |         |                    |      |
| A. year |  | n°surv.                                  | AVERAGE | n°surv.                                       | AVERAGE | n°surv.  | AVERAGE            |  | n°surv. | AVERAGE  | n°surv. | AVERAGE                       | n°surv. | AVERAGE                                      | n°surv. | AVERAGE            |      |
| 21-22   |  | 38                                       | 3,11    | 38  | 3,79    | 37   | 3,84               | 3,58                                     | 38      | 3,55   | 38      | 3,53                          | 38      | 3,55   | 35      | 3,63               | 3,56 |
| 19-20   |  | 36                                       | 3,28    | 36  | 3,75    | 36   | 4                  | 3,68                                     | 36      | 3,64   | 36      | 3,64                          | 36      | 3,69   | 35      | 3,74               | 3,68 |
| 17-18   |  | 28                                       | 3,36    | 28  | 3,71    | 29   | 4                  | 3,69                                     | 28      | 3,68   | 28      | 3,71                          | 28      | 3,89   | 25      | 3,84               | 3,78 |
| 15-16   |  | 29                                       | 3,48    | 29  | 4       | 29   | 4,03               | 3,84                                     | 28      | 3,71   | 27      | 3,85                          | 26      | 3,62   | 26      | 3,69               | 3,72 |

|       |    |      |    |      |    |      |      |    |      |    |      |    |      |    |      |      |
|-------|----|------|----|------|----|------|------|----|------|----|------|----|------|----|------|------|
| 14-15 | 11 | 3,45 | 11 | 4,18 | 11 | 4    | 3,88 | 11 | 3,45 | 11 | 3,91 | 11 | 3,64 | 10 | 3,8  | 3,7  |
| 13-14 | 27 | 3,19 | 27 | 3,63 | 26 | 4,12 | 3,64 | 27 | 3,81 | 27 | 3,56 | 26 | 3,62 | 24 | 3,62 | 3,65 |

\* The average item is calculated from three surveys rating.

Average of a section is calculated by weighting the number of responses for each item.

\*\* The last 6 courses are shown