

1106.- GRADO EN BIOLOGÍA
Category as a teacher:

CU	TU	CEU	TEU	Contr. Dr.	Ajud. Dr.	Ajudant	Associat	As. Asist.	PIF	Altres
20	15	0	0	5	8	0	0	0	6	4
34,48%	25,86%	0,00%	0,00%	8,62%	13,79%	0,00%	0,00%	0,00%	10,34%	6,90%

Type of teaching at this degree:

Teaches:		
theo and practical	Only theory	Only practical
38	10	11
64,41%	16,95%	18,64%

Number of subjects taught:		
AVERAGE	Minimum	Maximum
1,92	1	15

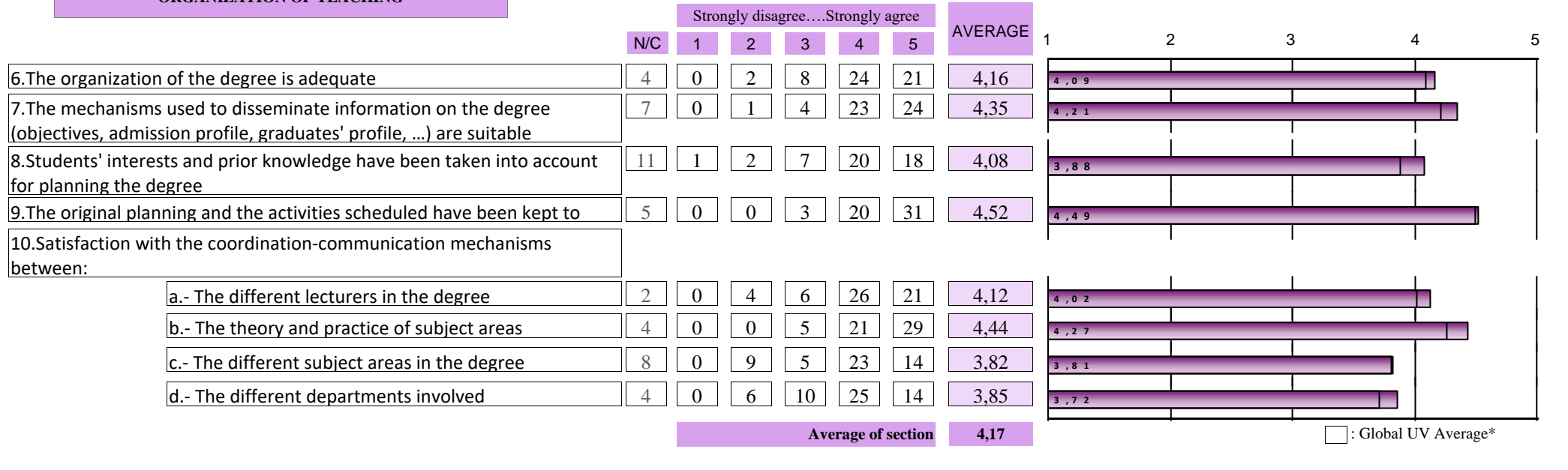
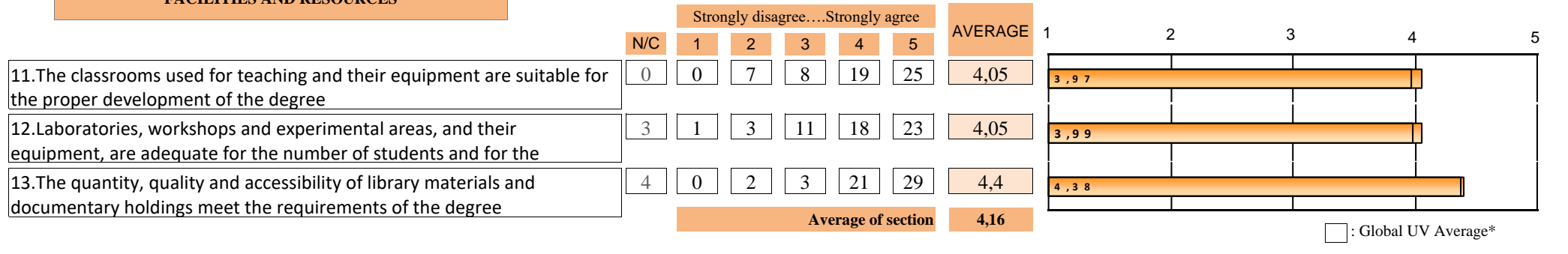
N° hours:		
AVERAGE	Minimum	Maximum
63,20	12	174

TRAINING PROGRAMME

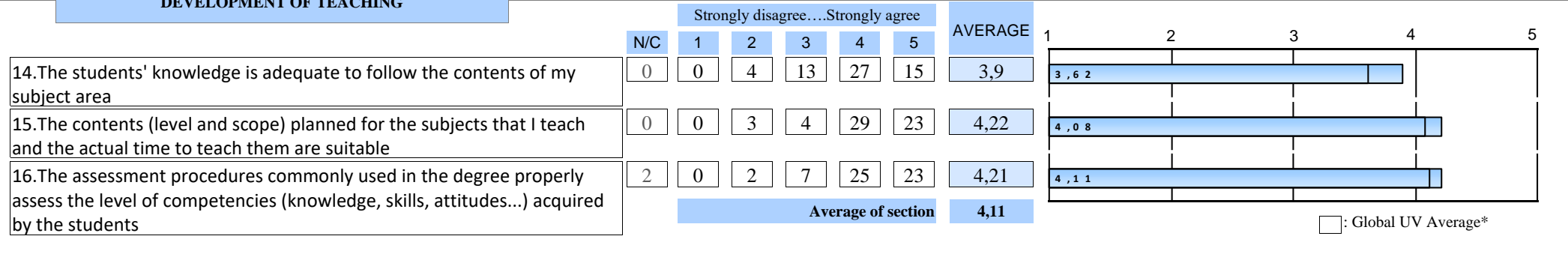
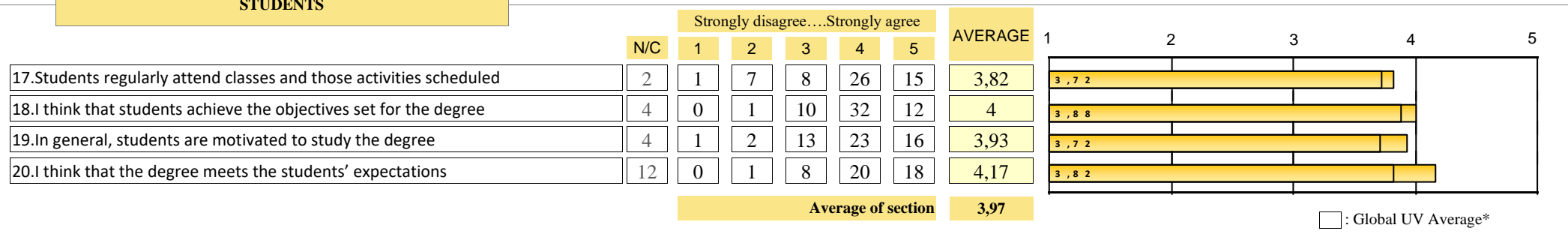
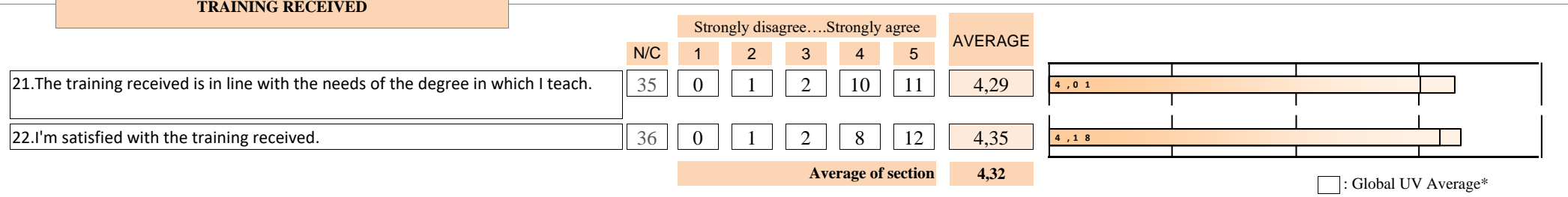
	Strongly disagree...Strongly agree					AVERAGE	1 2 3 4 5					
	N/C	1	2	3	4		5					
1.The objectives of this degree and the graduates' profile are adequate, interesting and updated	8	0	1	2	27	21	4,33	4,16				
2.The applicants' profile is clearly defined and suited to the objectives of this degree	10	0	0	4	26	19	4,31	4,03				
3.In general, I consider that the specific objectives and competencies associated with each subject are consistent with the overall objectives and the profile pursued	11	0	0	4	22	22	4,38	4,17				
4.The structure and sequence of subject areas is adequate because it avoids duplications and gaps	4	0	3	9	22	21	4,11	3,97				
5.I think the ratio of the degree theory and practice is appropriate	2	0	2	8	22	25	4,23	4,10				
Average of section						4,27						

□ : Global UV Average*

* The global averages compared in the graphs have been calculated with data from the last academic year in which all master degrees were evaluated: 23-24

ORGANIZATION OF TEACHING

FACILITIES AND RESOURCES


* The global averages compared in the graphs have been calculated with data from the last academic year in which all master degrees were evaluated: 23-24

DEVELOPMENT OF TEACHING

STUDENTS

TRAINING RECEIVED


* The global averages compared in the graphs have been calculated with data from the last academic year in which all master degrees were evaluated: 23-24

1100.- GRADO EN BIOLOGÍA

EVOLUTION		TRAINING PROGRAMME											ORGANIZATION OF TEACHING							
		1.Objectives of the degree and the graduates' profile ...		2.The applicants' profile is clearly defined ...		3... specific objectives and competencies of each course		4.The structure and sequence of subjects ...		5.ratio of the degree theory and practice is appropriate		Average of section	6.The organization of the degree is adequate		7.The mechanisms used to disseminate information ...		8.In planning the degree, it's consider the interests of students		9.The original planning ... have been kept to	
A. year	Collected	n°surv.	AVERAGE	n°surv.	AVERAGE	n°surv.	AVERAGE	n°surv.	AVERAGE	n°surv.	AVERAGE		n°surv.	AVERAGE	n°surv.	AVERAGE	n°surv.	AVERAGE	n°surv.	AVERAGE
23-24	59	51	4,33	49	4,31	48	4,38	55	4,11	57	4,23	4,27	55	4,16	52	4,35	48	4,08	54	4,52
21-22	57	52	4,33	52	4,19	54	4,19	52	3,9	52	4,12	4,15	57	3,98	53	4,28	50	3,74	55	4,65
19-20	58	54	4,06	47	4,02	57	3,96	56	3,68	56	3,73	3,89	55	3,75	51	4,1	51	3,65	54	4,28
17-18	72	67	4	64	4,08	66	4,03	69	3,72	67	3,82	3,93	68	3,75	62	4,23	62	3,77	71	4,27
15-16	62	60	3,82	54	3,76	59	3,9	60	3,58	61	3,85	3,78	61	3,69	60	4,05	56	3,41	59	4,19
14-15	23	20	3,75	20	3,75	22	3,68	23	3,43	22	3,5	3,62	23	3,43	20	3,75	22	3,32	23	4

A. year		ORGANIZATION OF TEACHING								FACILITIES AND RESOURCES							
		10.Satisfaction with the coordination-communication mechanisms between:								11.Classrooms used for teaching and their equipment ...		12.Laboratories, workshops and experimental areas		13.Library materials and documentary holdings meet ...		Average of section	
		a.The different lecturers		b.The theory and practice of subjects		c.The different subject areas		d.The different departments		Average of	n°surv.	AVERAGE	n°surv.	AVERAGE	n°surv.	AVERAGE	
		n°surv.	AVERAGE	n°surv.	AVERAGE	n°surv.	AVERAGE	n°surv.	AVERAGE		n°surv.	AVERAGE	n°surv.	AVERAGE	n°surv.	AVERAGE	
23-24		57	4,12	55	4,44	51	3,82	55	3,85	4,17	59	4,05	56	4,05	55	4,4	4,16
21-22		57	3,82	55	4,25	54	3,7	52	3,5	4	57	3,98	55	3,87	55	4,15	4
19-20		55	3,8	55	4,25	52	3,65	49	3,55	3,88	58	3,93	56	3,61	50	3,68	3,74
17-18		66	3,79	72	4,1	60	3,62	60	3,45	3,88	70	3,9	72	3,75	66	3,97	3,87
15-16		62	3,61	62	4,16	56	3,46	57	3,37	3,75	60	4,03	61	3,7	53	3,81	3,85
14-15		23	3,43	23	4,04	23	3,26	22	3,09	3,54	22	3,5	23	3,3	22	3,73	3,51

A. year	DEVELOPMENT OF TEACHING							STUDENTS								
	14.The students' knowledge is enough ...		15.The contents (level and scope) planned ...		16.The assessment procedures commonly used ...		Average of section	17.Students regularly attend classes ...		18...students achieve the objectives defined ...		19.Students are motivated ...		20...degree meets the students' expectations		Average of section
	n°surv.	AVERAGE	n°surv.	AVERAGE	n°surv.	AVERAGE		n°surv.	AVERAGE	n°surv.	AVERAGE	n°surv.	AVERAGE	n°surv.	AVERAGE	
23-24	59	3,9	59	4,22	57	4,21	4,11	57	3,82	55	4	55	3,93	47	4,17	3,97
21-22	56	3,98	56	4,21	57	4,04	4,08	56	3,79	54	3,98	55	3,85	53	3,79	3,85
19-20	58	3,71	58	3,98	57	3,91	3,87	58	4,16	56	3,79	54	3,7	51	3,69	3,84
17-18	72	3,78	71	4,08	72	3,89	3,92	72	4,14	69	3,83	71	3,73	69	3,64	3,84
15-16	61	3,59	61	4,15	60	3,88	3,87	62	4,15	59	3,85	60	3,72	58	3,59	3,83
14-15	22	3,45	22	4,09	22	3,36	3,64	23	3,65	23	3,52	23	3,39	21	3,29	3,47

A. year	TRAINING RECEIVED				
	21.The training received is in line with the needs of the degree		22. I'm satisfied with the training received.		Average of section
	n°surv.	AVERAGE	n°surv.	AVERAGE	
23-24	24	4,29	23	4,35	4,32
21-22	*	*	*	*	*
19-20	*	*	*	*	*
17-18	*	*	*	*	*
15-16	*	*	*	*	*
14-15	*	*	*	*	*

* The average item is calculated from three surveys rating.

Average of a section is calculated by weighting the number of responses for each item.

** The last 6 courses are shown