

**1205.- GRADUADO EN NUTRICIÓN HUMANA Y DIETÉTICA**
**Category as a teacher:**

CU	TU	CEU	TEU	Contr. Dr.	Ajud. Dr.	Associat	Ajudant	Altres
4	11	0	0	4	5	8	0	2
<b>11,76%</b>	<b>32,35%</b>	<b>0,00%</b>	<b>0,00%</b>	<b>11,76%</b>	<b>14,71%</b>	<b>23,53%</b>	<b>0,00%</b>	<b>5,88%</b>

**Type of teaching at this degree:**

Teaches:	theo and practical	Only theory	Only practical
	22	8	5
	<b>62,86%</b>	<b>22,86%</b>	<b>14,29%</b>
Number of subjects taught:	AVERAGE	Minimum	Maximum
	<b>1,20</b>	<b>1</b>	<b>3</b>
Nº hours:	AVERAGE	Minimum	Maximum
	<b>76,99</b>	<b>10</b>	<b>240</b>

**TRAINING PROGRAMME**

	N/C	Strongly disagree....Strongly agree					AVERAGE	1 2 3 4 5				
		1	2	3	4	5		[Bar chart scale]				
1.The objectives of this degree and the graduates' profile are adequate, interesting and updated	1	0	2	3	13	16	4,26	[Bar chart: 4,13]				
2.The applicants' profile is clearly defined and suited to the objectives of this degree	1	0	2	6	11	15	4,15	[Bar chart: 3,99]				
3.In general, I consider that the specific objectives and competencies associated with each subject are consistent with the overall objectives and the profile pursued	2	0	1	2	15	15	4,33	[Bar chart: 4,13]				
4.The structure and sequence of subject areas is adequate because it avoids duplications and gaps	1	0	1	8	17	8	3,94	[Bar chart: 3,89]				
5.I think the ratio of the degree theory and practice is appropriate	1	0	2	7	10	15	4,12	[Bar chart: 4,04]				
<b>Average of section</b>							<b>4,16</b>					

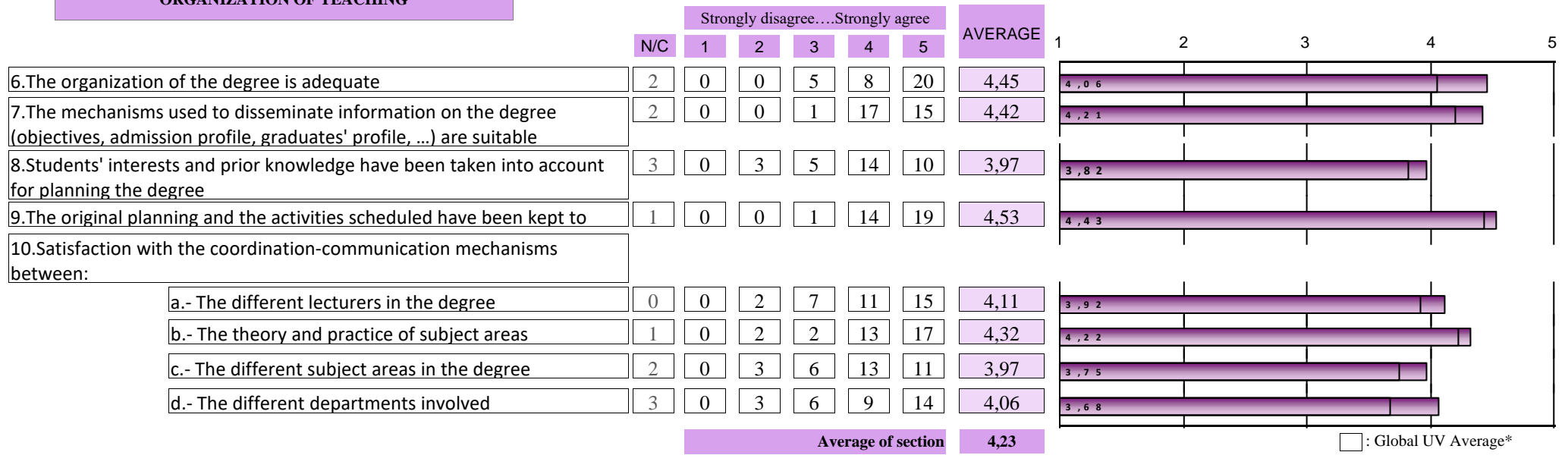

 : Global UV Average\*

\* Global average calculated from the data of the last academic year with surveys for all degrees: 21-22

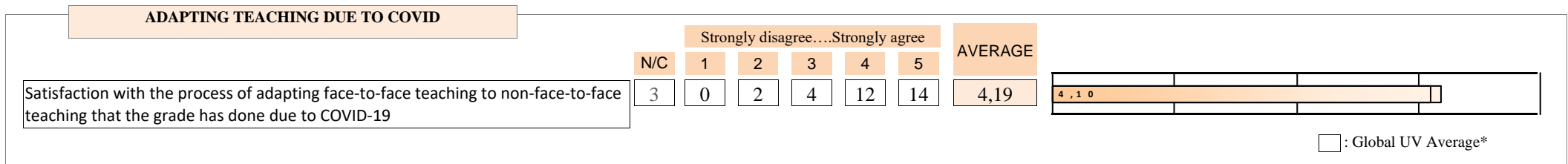
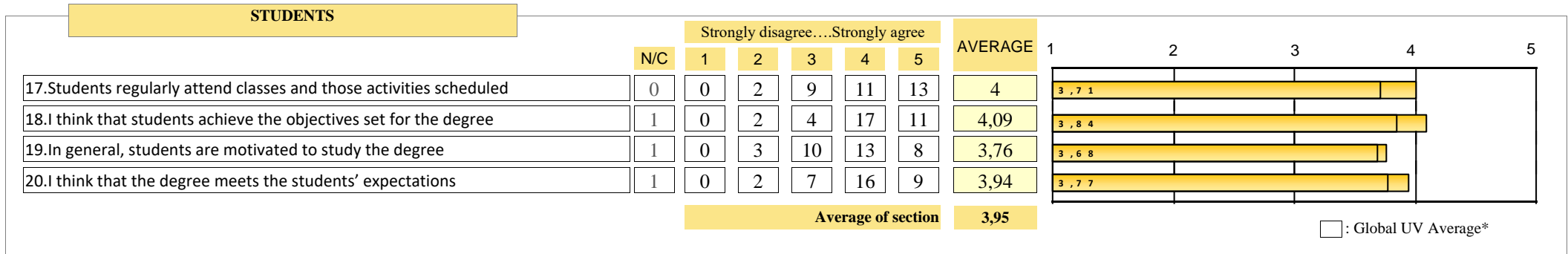
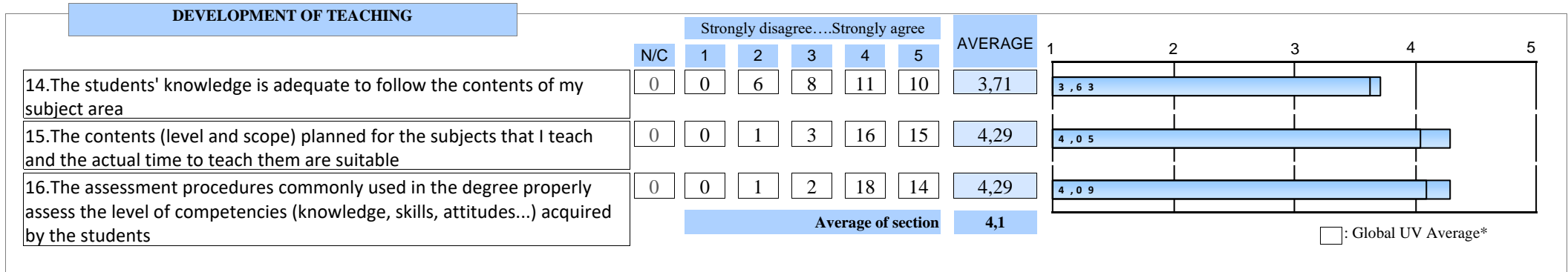
Surveys collected: 35

Surveys period: 01/06/2022 - 03/07/2022

Printing date: 12/07/2022

**ORGANIZATION OF TEACHING**

**FACILITIES AND RESOURCES**


\* Global average calculated from the data of the last academic year with surveys for all degrees: 21-22



\* Global average calculated from the data of the last academic year with surveys for all degrees: 21-22

**1205.- GRADUADO EN NUTRICIÓN HUMANA Y DIETÉTICA**

EVOLUTION		TRAINING PROGRAMME											ORGANIZATION OF TEACHING							
		1.Objectives of the degree and the graduates' profile ...		2.The applicants' profile is clearly defined ...		3... specific objectives and competencies of each course		4.The structure and sequence of subjects ...		5.ratio of the degree theory and practice is appropriate		Average of section	6.The organization of the degree is adequate		7.The mechanisms used to disseminate information ...		8.In planning the degree, it's consider the interests of students		9.The original planning ... have been kept to	
A. year	Collected	n°surv.	AVERAGE	n°surv.	AVERAGE	n°surv.	AVERAGE	n°surv.	AVERAGE	n°surv.	AVERAGE		n°surv.	AVERAGE	n°surv.	AVERAGE	n°surv.	AVERAGE	n°surv.	AVERAGE
21-22	35	34	4,26	34	4,15	33	4,33	34	3,94	34	4,12	4,16	33	4,45	33	4,42	32	3,97	34	4,53
19-20	37	36	4,14	37	4,14	36	4,28	35	3,86	37	3,81	4,04	36	4,28	33	4,21	28	3,86	33	4,27
17-18	35	33	4,15	33	4	33	4,27	32	3,75	31	4,03	4,04	33	3,91	33	4,3	32	4	33	4,39
15-16	32	32	4,09	30	4,1	32	4,12	31	3,81	31	3,84	3,99	30	4,07	32	4,31	29	3,97	30	4,4
14-15	7	7	4	7	3,86	7	4,14	7	3,71	6	3,67	3,88	7	3,86	7	4,14	7	4,14	7	4,57
13-14	15	15	3,87	14	3,86	15	3,8	15	3,4	15	3,4	3,66	15	3,53	13	4	13	3,62	15	3,8

A. year		ORGANIZATION OF TEACHING								FACILITIES AND RESOURCES							
		10.Satisfaction with the coordination-communication mechanisms between:								11.Classrooms used for teaching and their equipment ...		12.Laboratories, workshops and experimental areas		13.Library materials and documentary holdings meet ...		Average of section	
		a.The different lecturers		b.The theory and practice of subjects		c.The different subject areas		d.The different departments		Average of							
		n°surv.	AVERAGE	n°surv.	AVERAGE	n°surv.	AVERAGE	n°surv.	AVERAGE			n°surv.	AVERAGE	n°surv.	AVERAGE	n°surv.	AVERAGE
21-22		35	4,11	34	4,32	33	3,97	32	4,06	4,23	35	4,31	33	4,24	33	4,52	4,36
19-20		36	4,03	37	4,27	34	3,85	33	3,91	4,09	36	4	32	3,88	31	4,29	4,05
17-18		34	4,03	33	4,45	34	4,03	31	4	4,14	35	4,26	33	3,97	35	4,23	4,16
15-16		31	4,13	31	4,26	29	3,97	28	4	4,14	32	4,34	31	3,87	29	4,31	4,17
14-15		7	4	7	4,43	7	3,71	7	3,29	4,02	7	3,86	7	3,86	7	3,86	3,86
13-14		14	3,43	15	3,73	15	3,27	15	2,87	3,52	15	4,13	12	3,5	14	4,14	3,95

A. year		DEVELOPMENT OF TEACHING				STUDENTS											
		14.The students' knowledge is enough ...		15.The contents (level and scope) planned ...		16.The assessment procedures commonly used ...		Average of section		17.Students regularly attend classes ...		18...students achieve the objectives defined ...		19.Students are motivated ...		20...degree meets the students' expectations	
		n°surv.	AVERAGE	n°surv.	AVERAGE	n°surv.	AVERAGE			n°surv.	AVERAGE	n°surv.	AVERAGE	n°surv.	AVERAGE	n°surv.	AVERAGE
21-22		35	3,71	35	4,29	35	4,29	4,1	35	4	34	4,09	34	3,76	34	3,94	3,95
19-20		37	3,43	35	4	37	3,92	3,78	35	3,69	36	3,81	34	3,59	31	4	3,76
17-18		34	3,76	34	4,21	34	4,32	4,1	35	3,74	34	4,09	35	3,89	34	3,97	3,92
15-16		32	3,66	32	3,97	31	4,1	3,91	32	3,72	32	3,91	32	3,69	30	3,83	3,79

14-15	7	3,57	7	4,14	7	3,57	3,76	7	3,86	7	4	7	4	7	3,86	3,93
13-14	15	3,47	14	3,86	15	3,6	3,64	15	3,6	15	3,87	15	3,8	15	3,6	3,72

\* The average item is calculated from three surveys rating.

Average of a section is calculated by weighting the number of responses for each item.

\*\* The last 6 courses are shown