

1318.- GRADO EN GEOGRAFÍA Y MEDIO AMBIENTE
Category as a teacher:

| CU | TU | CEU | TEU | Contr. Dr. | Ajud. Dr. | Ajudant | Associat | As. Asist. | PIF | Altres |
|---------------|---------------|--------------|--------------|--------------|---------------|--------------|---------------|--------------|--------------|---------------|
| 7 | 3 | 0 | 0 | 2 | 4 | 0 | 3 | 0 | 0 | 3 |
| 31,82% | 13,64% | 0,00% | 0,00% | 9,09% | 18,18% | 0,00% | 13,64% | 0,00% | 0,00% | 13,64% |

Type of teaching at this degree:

| Teaches: | | |
|--------------------|--------------|----------------|
| theo and practical | Only theory | Only practical |
| 21 | 0 | 1 |
| 95,45% | 0,00% | 4,55% |

| Number of subjects taught: | | |
|----------------------------|----------|----------|
| AVERAGE | Minimum | Maximum |
| 1,91 | 1 | 4 |

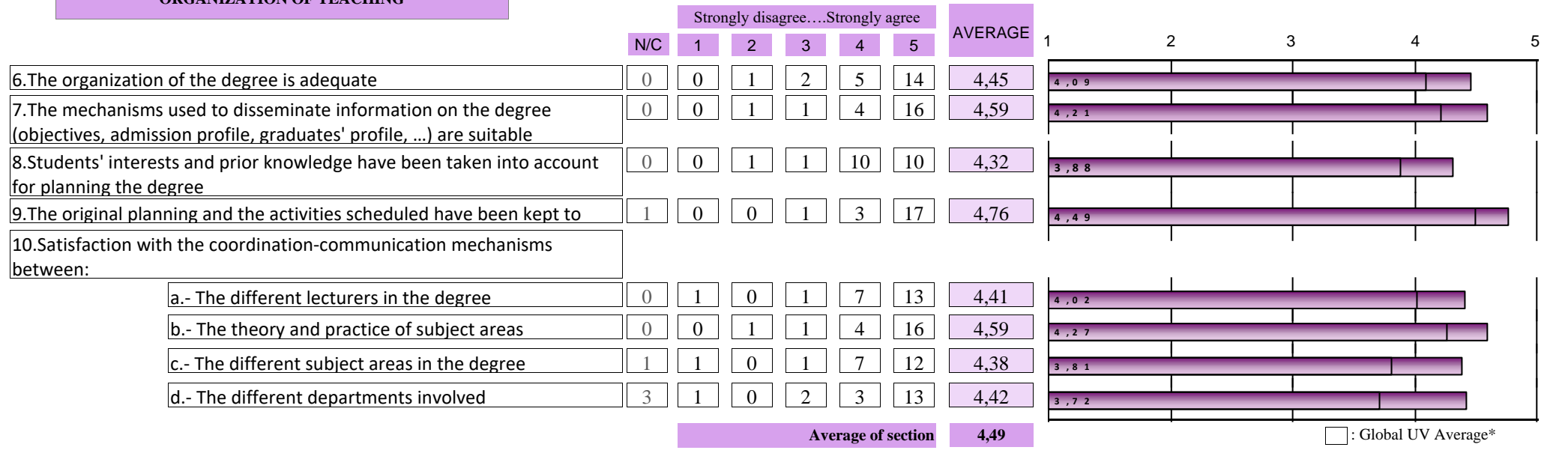
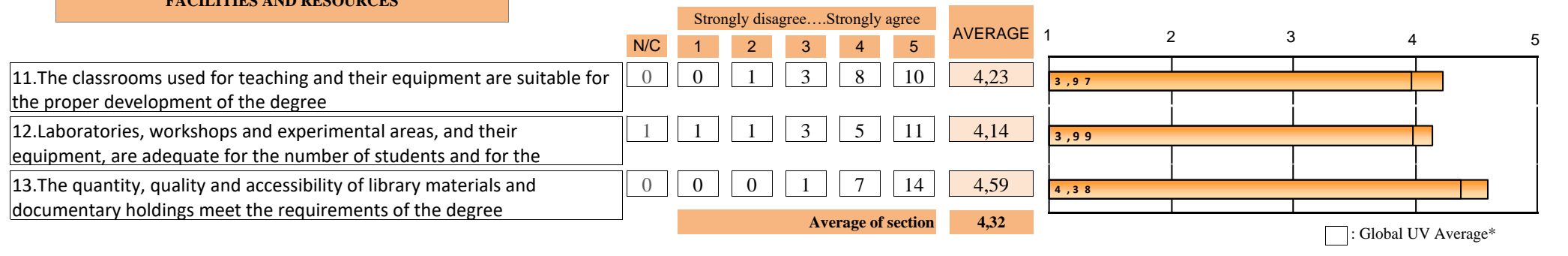
| N° hours: | | |
|---------------|----------|------------|
| AVERAGE | Minimum | Maximum |
| 103,47 | 4 | 220 |

TRAINING PROGRAMME

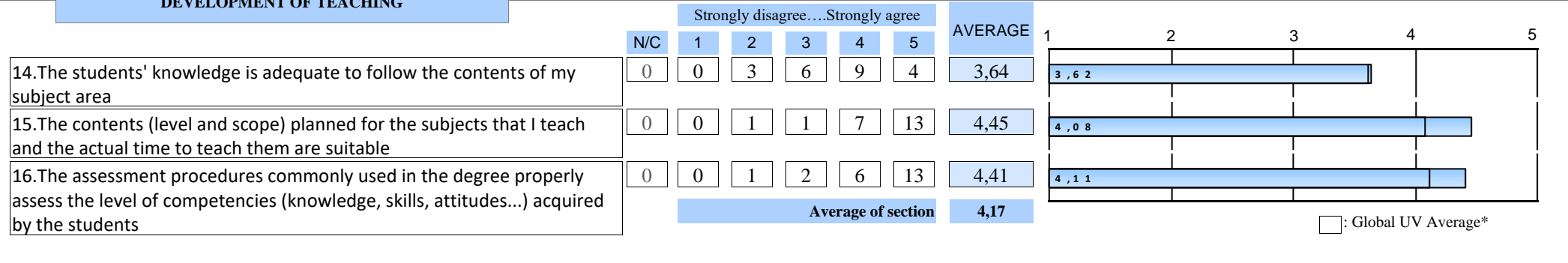
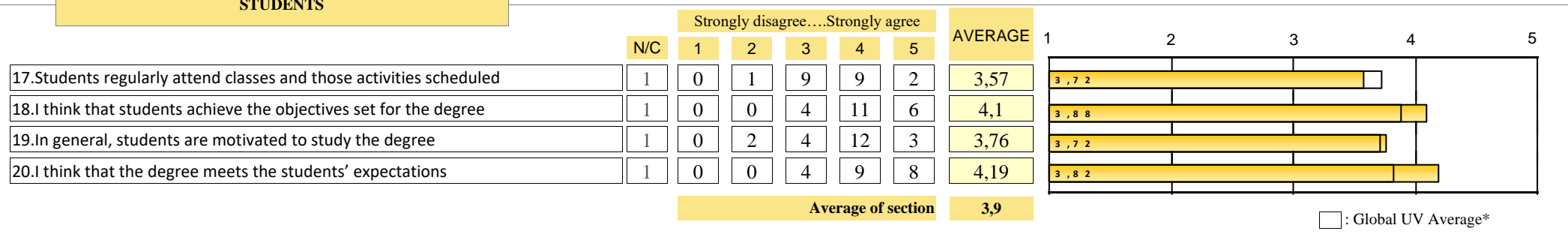
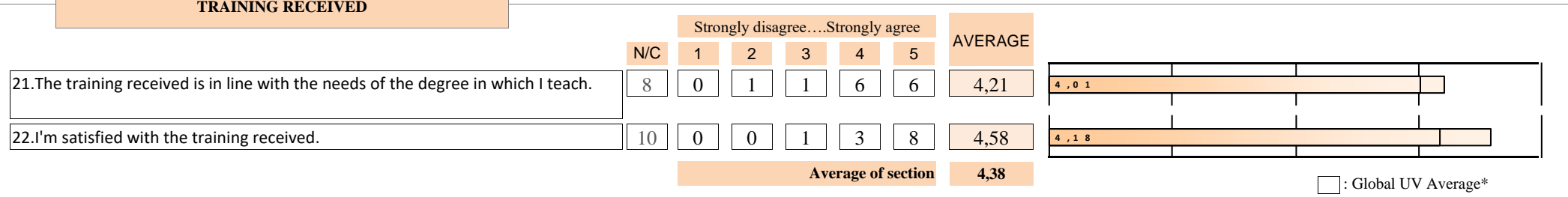
| | N/C | Strongly disagree...Strongly agree | | | | | AVERAGE | 1 | | | | | 2 | | | | | 3 | | | | | 4 | | | | | 5 | | | | |
|--|-----|------------------------------------|---|---|---|----|-------------|------|--|--|--|--|---|--|--|--|--|---|--|--|--|--|---|--|--|--|--|---|--|--|--|--|
| | | 1 | 2 | 3 | 4 | 5 | | | | | | | | | | | | | | | | | | | | | | | | | | |
| 1.The objectives of this degree and the graduates' profile are adequate, interesting and updated | 0 | 0 | 0 | 0 | 6 | 16 | 4,73 | 4,16 | | | | | | | | | | | | | | | | | | | | | | | | |
| 2.The applicants' profile is clearly defined and suited to the objectives of this degree | 0 | 0 | 2 | 1 | 6 | 13 | 4,36 | 4,03 | | | | | | | | | | | | | | | | | | | | | | | | |
| 3.In general, I consider that the specific objectives and competencies associated with each subject are consistent with the overall objectives and the profile pursued | 0 | 0 | 0 | 2 | 5 | 15 | 4,59 | 4,17 | | | | | | | | | | | | | | | | | | | | | | | | |
| 4.The structure and sequence of subject areas is adequate because it avoids duplications and gaps | 0 | 0 | 1 | 1 | 8 | 12 | 4,41 | 3,97 | | | | | | | | | | | | | | | | | | | | | | | | |
| 5.I think the ratio of the degree theory and practice is appropriate | 0 | 0 | 0 | 2 | 5 | 15 | 4,59 | 4,10 | | | | | | | | | | | | | | | | | | | | | | | | |
| Average of section | | | | | | | 4,54 | | | | | | | | | | | | | | | | | | | | | | | | | |

 : Global UV Average*

* The global averages compared in the graphs have been calculated with data from the last academic year in which all master degrees were evaluated: 23-24

ORGANIZATION OF TEACHING

FACILITIES AND RESOURCES


* The global averages compared in the graphs have been calculated with data from the last academic year in which all master degrees were evaluated: 23-24

DEVELOPMENT OF TEACHING

STUDENTS

TRAINING RECEIVED


* The global averages compared in the graphs have been calculated with data from the last academic year in which all master degrees were evaluated: 23-24

1318.- GRADO EN GEOGRAFÍA Y MEDIO AMBIENTE

| EVOLUTION | | TRAINING PROGRAMME | | | | | | | | | | | ORGANIZATION OF TEACHING | | | | | | | |
|-----------|-----------|---|---------|--|---------|--|---------|--|---------|--|---------|--------------------|--|---------|--|---------|---|---------|---|---------|
| | | 1.Objectives of the degree and the graduates' profile ... | | 2.The applicants' profile is clearly defined ... | | 3... specific objectives and competencies of each course | | 4.The structure and sequence of subjects ... | | 5.ratio of the degree theory and practice is appropriate | | Average of section | 6.The organization of the degree is adequate | | 7.The mechanisms used to disseminate information ... | | 8.In planning the degree, it's consider the interests of students | | 9.The original planning ... have been kept to | |
| A. year | Collected | n°surv. | AVERAGE | n°surv. | AVERAGE | n°surv. | AVERAGE | n°surv. | AVERAGE | n°surv. | AVERAGE | | n°surv. | AVERAGE | n°surv. | AVERAGE | n°surv. | AVERAGE | n°surv. | AVERAGE |
| 23-24 | 22 | 22 | 4,73 | 22 | 4,36 | 22 | 4,59 | 22 | 4,41 | 22 | 4,59 | 4,54 | 22 | 4,45 | 22 | 4,59 | 22 | 4,32 | 21 | 4,76 |
| 21-22 | 33 | 33 | 4,3 | 32 | 3,94 | 33 | 4,24 | 32 | 4,41 | 33 | 4,15 | 4,21 | 32 | 4,62 | 32 | 4,34 | 32 | 4,12 | 33 | 4,64 |
| 19-20 | 21 | 20 | 4,25 | 18 | 3,94 | 21 | 4,19 | 21 | 3,9 | 20 | 4,45 | 4,15 | 20 | 4,25 | 20 | 4,4 | 18 | 3,78 | 19 | 4,42 |
| 17-18 | 20 | 20 | 3,5 | 20 | 3,3 | 20 | 3,85 | 20 | 3,8 | 20 | 3,55 | 3,6 | 18 | 3,89 | 19 | 3,89 | 19 | 3,74 | 19 | 4,47 |
| 15-16 | 22 | 22 | 4,27 | 22 | 3,95 | 22 | 4,14 | 21 | 4 | 22 | 4 | 4,07 | 22 | 4,23 | 22 | 4,27 | 21 | 3,9 | 22 | 4,55 |
| 14-15 | 12 | 12 | 4,08 | 11 | 4,27 | 12 | 4,08 | 12 | 4,08 | 12 | 4,33 | 4,17 | 12 | 4,17 | 12 | 4 | 12 | 3,75 | 12 | 4,58 |

| A. year | | ORGANIZATION OF TEACHING | | | | | | | | | FACILITIES AND RESOURCES | | | | | | | |
|---------|-----------|---|---------|---------------------------------------|---------|-------------------------------|---------|-----------------------------|---------|------------|---|---------|---|---------|--|---------|--------------------|--|
| | | 10.Satisfaction with the coordination-communication mechanisms between: | | | | | | | | | 11.Classrooms used for teaching and their equipment ... | | 12.Laboratories, workshops and experimental areas | | 13.Library materials and documentary holdings meet ... | | Average of section | |
| | | a.The different lecturers | | b.The theory and practice of subjects | | c.The different subject areas | | d.The different departments | | Average of | n°surv. | AVERAGE | n°surv. | AVERAGE | n°surv. | AVERAGE | | |
| | Collected | n°surv. | AVERAGE | n°surv. | AVERAGE | n°surv. | AVERAGE | n°surv. | AVERAGE | | n°surv. | AVERAGE | n°surv. | AVERAGE | n°surv. | AVERAGE | | |
| 23-24 | | 22 | 4,41 | 22 | 4,59 | 21 | 4,38 | 19 | 4,42 | 4,49 | 22 | 4,23 | 21 | 4,14 | 22 | 4,59 | 4,32 | |
| 21-22 | | 33 | 4,45 | 33 | 4,64 | 33 | 4,3 | 33 | 4,21 | 4,42 | 33 | 3,79 | 30 | 3,83 | 33 | 4,42 | 4,02 | |
| 19-20 | | 21 | 4,14 | 21 | 4,43 | 20 | 3,6 | 18 | 3,78 | 4,11 | 21 | 3,67 | 20 | 3,5 | 21 | 4,19 | 3,79 | |
| 17-18 | | 19 | 3,53 | 17 | 4,12 | 18 | 3,5 | 18 | 3,61 | 3,84 | 20 | 4 | 17 | 3,47 | 19 | 4,42 | 3,98 | |
| 15-16 | | 22 | 4 | 22 | 4,41 | 21 | 4,19 | 20 | 4 | 4,2 | 22 | 3,91 | 20 | 3,3 | 22 | 4,68 | 3,98 | |
| 14-15 | | 12 | 3,67 | 12 | 4,33 | 12 | 3,67 | 10 | 3,7 | 3,99 | 12 | 3,75 | 12 | 3,83 | 12 | 4,17 | 3,92 | |

| A. year | DEVELOPMENT OF TEACHING | | | | | | | STUDENTS | | | | | | | | |
|---------|--|---------|---|---------|--|---------|--------------------|--|---------|--|---------|-------------------------------|---------|--|---------|--------------------|
| | 14.The students' knowledge is enough ... | | 15.The contents (level and scope) planned ... | | 16.The assessment procedures commonly used ... | | Average of section | 17.Students regularly attend classes ... | | 18...students achieve the objectives defined ... | | 19.Students are motivated ... | | 20...degree meets the students' expectations | | Average of section |
| | n°surv. | AVERAGE | n°surv. | AVERAGE | n°surv. | AVERAGE | | n°surv. | AVERAGE | n°surv. | AVERAGE | n°surv. | AVERAGE | n°surv. | AVERAGE | |
| 23-24 | 22 | 3,64 | 22 | 4,45 | 22 | 4,41 | 4,17 | 21 | 3,57 | 21 | 4,1 | 21 | 3,76 | 21 | 4,19 | 3,9 |
| 21-22 | 33 | 3,36 | 33 | 4,09 | 32 | 4,28 | 3,91 | 32 | 3,12 | 31 | 3,9 | 30 | 3,5 | 31 | 3,81 | 3,58 |
| 19-20 | 20 | 3,35 | 20 | 4,2 | 19 | 4,16 | 3,9 | 21 | 3,38 | 21 | 3,71 | 21 | 3,76 | 21 | 4 | 3,71 |
| 17-18 | 20 | 2,9 | 20 | 3,8 | 19 | 3,68 | 3,46 | 19 | 3 | 19 | 3,47 | 19 | 3,42 | 19 | 3,42 | 3,33 |
| 15-16 | 22 | 3,36 | 22 | 4,18 | 22 | 4,18 | 3,91 | 22 | 3,64 | 22 | 3,77 | 20 | 3,75 | 20 | 3,95 | 3,77 |
| 14-15 | 12 | 3,42 | 12 | 4,17 | 12 | 4,25 | 3,94 | 12 | 3,92 | 12 | 4,17 | 11 | 3,82 | 11 | 4,27 | 4,04 |

| A. year | TRAINING RECEIVED | | | | |
|---------|--|---------|---|---------|--------------------|
| | 21.The training received is in line with the needs of the degree | | 22. I'm satisfied with the training received. | | Average of section |
| | n°surv. | AVERAGE | n°surv. | AVERAGE | |
| 23-24 | 14 | 4,21 | 12 | 4,58 | 4,38 |
| 21-22 | * | * | * | * | * |
| 19-20 | * | * | * | * | * |
| 17-18 | * | * | * | * | * |
| 15-16 | * | * | * | * | * |
| 14-15 | * | * | * | * | * |

* The average item is calculated from three surveys rating.

Average of a section is calculated by weighting the number of responses for each item.

** The last 6 courses are shown